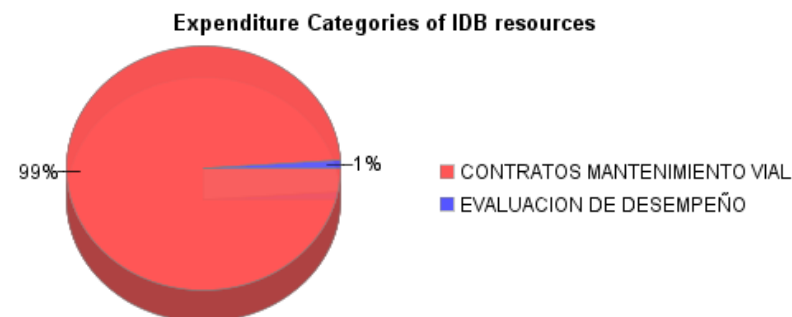
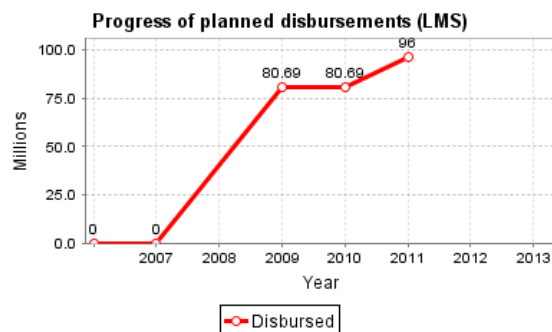
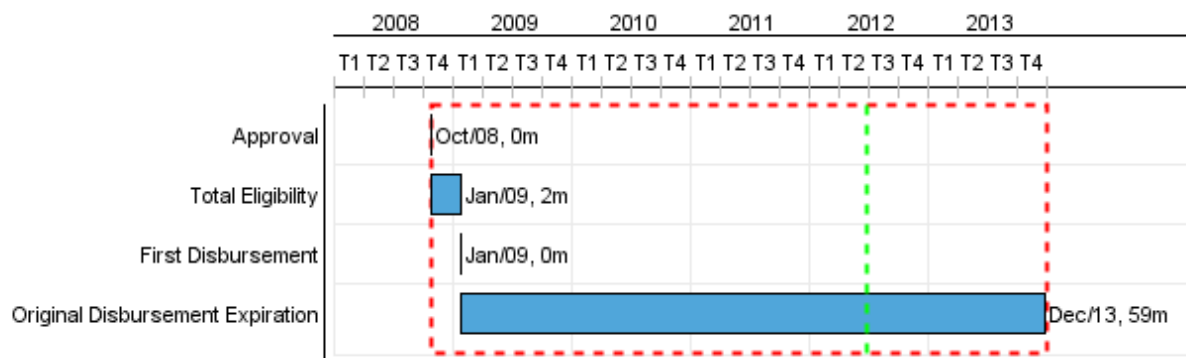


## Summary Report

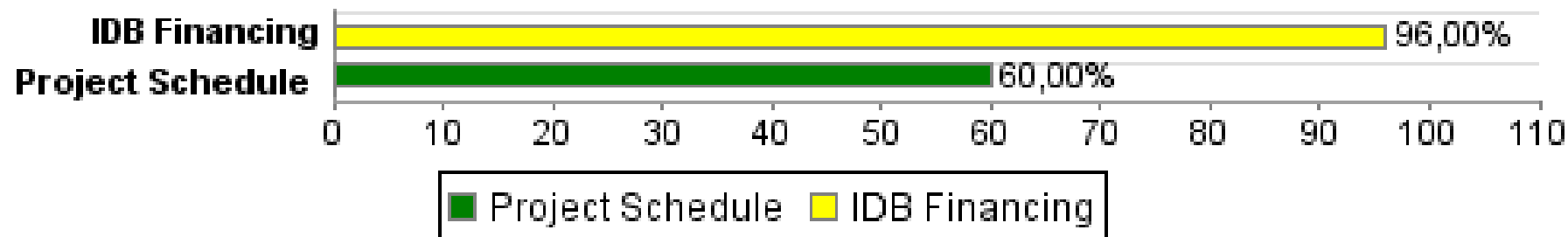
Basic Data		Available Funds (US\$)		Total Cost and Source	
Executing Agency (EA):	CORPORACIÓN VIAL DEL URUGUAY				
Sector:	TRANSPORT				
Loan Number(s):	2041/OC-UR	Current Approved Amount:	100.000.000,00	Original IDB:	100.000.000,00
Stage:	Approved	Disbursed Amount to Date:	95.999.687,69	Current IDB:	100.000.000,00
Operation Type:	PDL - Performance Driven Loan	% Disbursed:	96,00	Pari-passu:	80,00
Related Operation(s):		Balance:	4.000.312,31	Co-Financing/Country:	25.000.000,00
Operation Subtype:	PDL - Performance Driven Loan			Original Estimate:	125.000.000,00
				Amortization Period (months):	78

Project Environmental and Social Impact Category	Reformulation	Validation
Project Environmental and Social Impact Category: B13	( ) Was the objective(s) of this project reformulated?	Validated by Division Chief: 23-abr-2012 Validated by Country Representative: 02-may-2012



**Accumulated Progress as of 2011**

## Accumulated Progress



## Outcomes

<b>Outcome:</b>	Valor del patrimonio vial a mantenido a un nivel óptimo
-----------------	---

Indicator	Unit of Measure	Baseline	Baseline Year		2009	2010	2011	2012	End of project
Patrimonio Vial Optimo [Patrimonio Vial Actual (PVA)/Patrimonio Vial Medio (PVM)]	Indice	1.00	2008	P	1.00	1.00	1.00	1.00	1.00
				A	1.07	1.07	1.08		

<b>Outcome:</b>	Nivel de servicio de la red vial mantenido en guarismos adecuados
-----------------	---

Indicator	Unit of Measure	Baseline	Baseline Year		2009	2010	2011	2012	End of project
Nivel de Servicio	Indice	70.00	2008	P	90.00	90.00	90.00	90.00	90.00
				A	90.80	90.80	90.50		

<b>Outcome:</b>	Cobertura del mantenimiento ampliada
-----------------	--------------------------------------

Indicator	Unit of Measure	Baseline	Baseline Year		2009	2010	2011	2012	End of project
Indice de Cobertura	Porcentaje	45.00	2008	P	90.00	90.00	90.00	90.00	90.00
				A		90.00	100.00		

## Outputs: Annual Physical and Financial Progress 2011

Description	Unit of Measure	Physical			
		Planned	Actual	Accumulated units	EOP units
<b>Obras y mantenimiento</b>					
Carreteras con contratos de mantenimiento por niveles de servicio vigentes	Kilómetros	1.440,00	1.600,00		1.440,00
<b>Fortalecimiento Institucional</b>					
Sistema de gestión instalado	Sistema				1,00
<b>Consultoría de evaluación de desempeño</b>					
Informes de consultoría de evaluación de desempeño presentados	Informes	1,00	1,00		4,00
<b>Contingencias y escalamiento de obras.</b>					
Contingencias y escalamiento de obras.	na				