

Relatório Resumido

Dados Gerais

| | |
|-----------------------|--|
| Executor: | Ministry of Public Administration and Information |
| Sector: | REFORM / MODERNIZATION OF THE STATE-REFORM AND PUBLIC SECTOR SUPPORT |
| Número da Operação: | 1523/OC-TT |
| Estágio: | Approved |
| Tipo Operação: | INV - Investimento |
| Operação Relacionada: | |
| Subtipo de Operação: | SEF - Sector Facility |

Fundos Disponíveis (US\$)

| | |
|-----------------|--------------|
| Atual: | 5.000.000,00 |
| Desembolsado: | 3.057.746,86 |
| % Desembolsado: | 61,15 |
| Saldo: | 1.942.253,14 |

Custo Total e Fonte

| | |
|---------------------------------|--------------|
| Original BID: | 5.000.000,00 |
| Corrente BID: | 5.000.000,00 |
| Pari-passu: | 57,21 |
| Cofinanciamento/País: | 1.250.000,00 |
| Original Estimado: | 6.250.000,00 |
| Período de Amortização (meses): | 204 |

Categoria do impacto social

Categoria do impacto social:

Reformulação

B () Os objetivos do projeto foram reformulados?

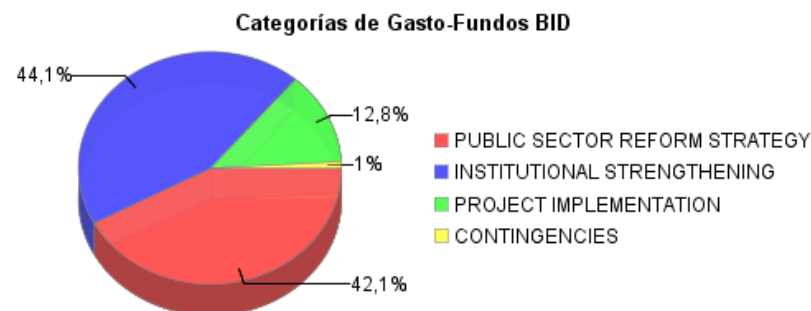
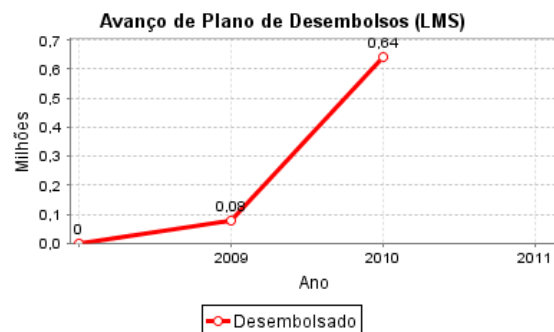
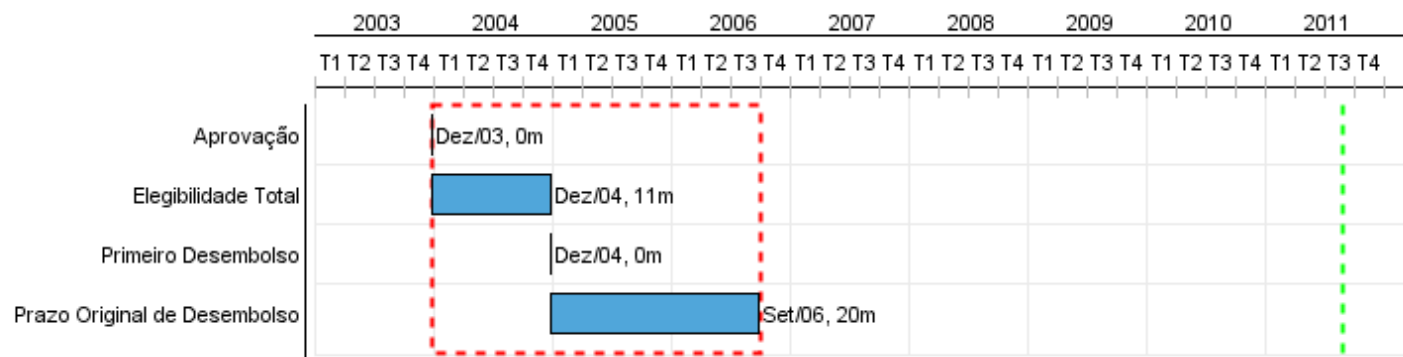
Validação

Validado pelo Chefe de Divisão:

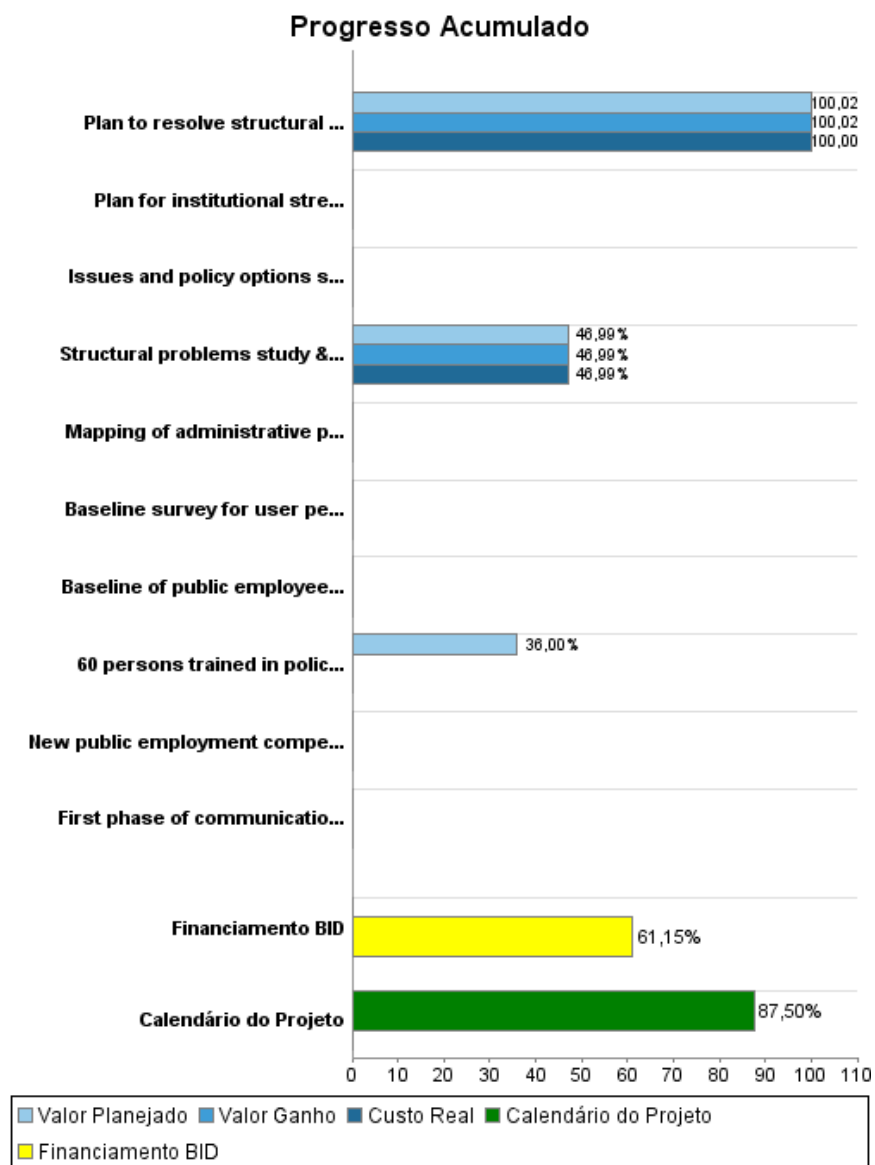
Mar 29, 2011

Validado pelo Representante do País:

Apr 27, 2011



Progresso Acumulado até 2010



Resultados

| | |
|-------------------|--|
| Resultado: | Quality and efficiency of public services improved through the development and implementation of a long-term strategy to transform the public sector |
|-------------------|--|

| Indicador | Unidade Medida | Linha Base | Ano Linha Base | | 2008 | 2009 | 2010 | 2011 | Final do Projeto |
|--|------------------|------------|----------------|---|-------|--------|-------|-------|------------------|
| Key strategic issues report in support of the Public Sector Transformation Program identified and approved by Cabinet with package of solutions | Policy Statement | | 2011 | P | | 100,00 | | | 1,00 |
| | | | | A | | 100,00 | | | |
| Public and government perception of communications with and within government agencies improves (resulting from communications strategy). | % | 49,00 | 2008 | P | 49,00 | 49,00 | 49,00 | 49,00 | 49,00 |
| | | | | A | | 53,00 | 50,00 | | |
| Public perception of public services quality improves (users satisfied with the final outcome). | % | 70,00 | 2008 | P | 70,00 | 70,00 | 70,00 | | 70,00 |
| | | | | A | 70,00 | 71,00 | 73,00 | | |
| For 3 prioritized public services, reduction (efficiency) in average cost per user | % | | 2008 | P | | | | | 0,00 |
| | | | | A | | | | | |
| Public perception of public services quality improves (users satisfied with quality of the service). | % | 34,00 | 2008 | P | 34,00 | 34,00 | 34,00 | 34,00 | 34,00 |
| | | | | A | 34,00 | 22,00 | 23,00 | | |
| Public perception of public services quality improves (users say service got better from over the past 5 years due to public sector modernization) | % | 28,00 | 2008 | P | 28,00 | 28,00 | 28,00 | 28,00 | 28,00 |
| | | | | A | 28,00 | 24,00 | 17,00 | | |
| For 3 prioritized public services, reduction (efficiency) in average time required to complete a public service transaction. | Days | | 2008 | P | | | | | 0,00 |
| | | | | A | | | | | |

Produtos: Progresso Físico e Financeiro Anual 2010

| Descrição | Unidade de medida | Físico | | | | Financeiro | | | |
|---|---------------------------|-----------|-------|---------------------|--------------|------------|-------------------|-------------------|---------------------|
| | | Planejado | Atual | Unidades Acumuladas | Unidades FDP | Planejado | Atual | Custos Acumulados | Custos FDP |
| Development and implementation of a Public Sector Reform Strategy, including consensus-building and communications components, developed, disseminated and discussed with stakeholders (originally there was no title at all for this component) | | | | | | | | | |
| Baseline survey for user perceptions of public services carried out, with subsequent yearly waves | Survey | 1,00 | 1,00 | | 4,00 | | | | |
| Issues and policy options study completed | Studies | | 1,00 | | 2,00 | | | | 1.327.000,00 |
| Structural problems study & communications strategy | Final Report | | 1,00 | | 1,00 | | 250.000,00 | | 532.000,00 |
| First phase of communications strategy implemented | Final Report (additional) | | | | 1,00 | | | | 100,00 |
| Structural capacity of the Public Sector strengthened. [original title before associating operations was 'Strengthening of the Public Sector's Structural Capacity'] | | | | | | | | | |
| Baseline of public employee demographics and attitudes completed | Survey | | 1,00 | | 1,00 | | | | |
| Mapping of administrative processes (method developed) | Final Report | | 1,00 | | 1,00 | | | | 56.200,00 |
| Plan to resolve structural issues hindering implementation of IhRIS completed | Final Report | | 1,00 | | 1,00 | | 6.244,00 | | 6.244,00 |
| New public employment compensation policy developed and sent to Cabinet | Final Report | | | | 1,00 | | | | |
| Plan for institutional strengthening of CSO developed and implemented | Final Reports | | 1,00 | | 2,00 | | | | 1.750.000,00 |
| 60 persons trained in policy development and M&E. | Staff trained | | 60,00 | | 60,00 | | | | 140.000,00 |
| Mapping of administrative processes (priority services mapped) | Final Report | | 2,00 | | 30,00 | | | | |
| Mapping of administrative processes (priority services processed improved) | Final Report | | | | 3,00 | | | | |
| Administrative Costs | | | | | | | | | |
| TOTAL | | | | | | | 256.244,00 | | 3.811.544,00 |