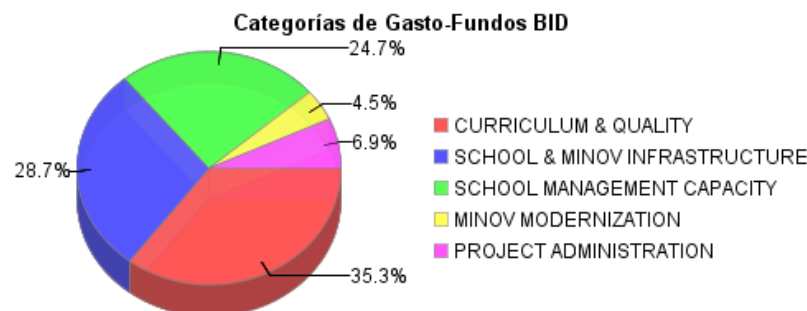
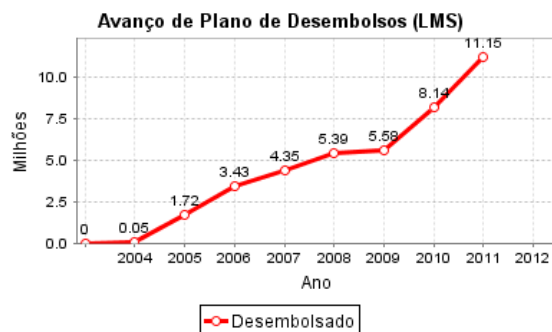
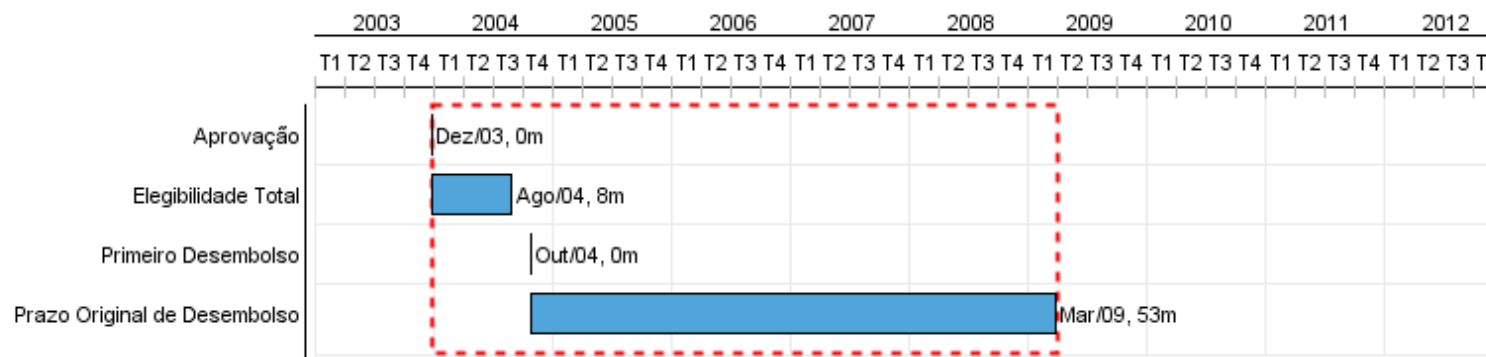


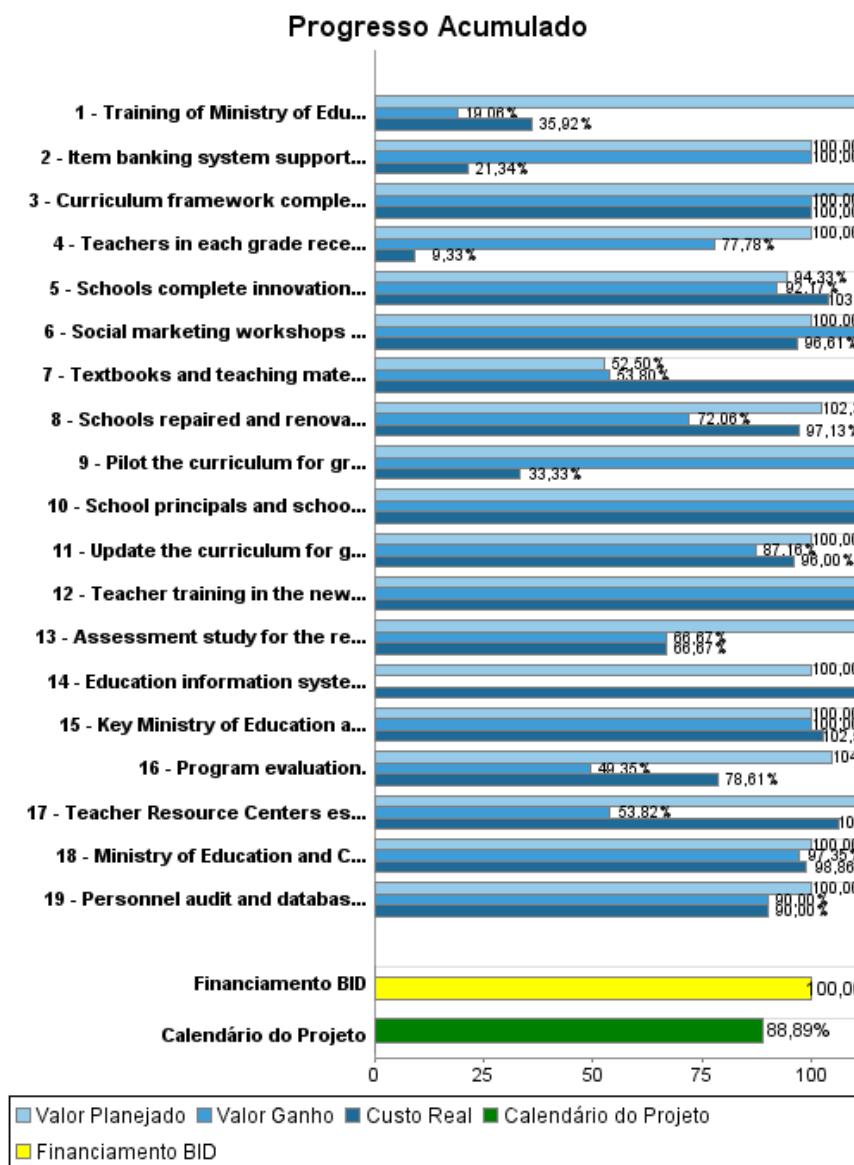
Relatório Resumido

Dados Gerais		Fundos Disponíveis (US\$)	Custo Total e Fonte
Executor:	MINISTRY OF EDUCATION SCIENCE AND CULTURE (MINOW)		
Sector:	EDUCATION-PRIMARY EDUCATION		
Número da Operação:	1521/OC-SU	Atual:	12.440.299,91
Estágio:	Approved	Desembolsado:	12.440.299,91
Tipo Operação:	INV - Investimento	% Desembolsado:	100,00
Operação Relacionada:	TC9909010, SU-L1019	Saldo:	
Subtipo de Operação:	ESP - Specific Investment Operation		
		Original BID:	12.500.000,00
		Corrente BID:	12.440.299,91
		Pari-passu:	89,00
		Cofinanciamento/País:	1.000.000,00
		Original Estimado:	13.500.000,00
		Período de Amortização (meses):	234

Categoria do impacto social	Reformulação	Validação
Categoria do impacto social:	B13(R)	() Os objetivos do projeto foram reformulados?
		Validado pelo Chefe de Divisão: 23-abr-2012
		Validado pelo Representante do País: 24-abr-2012



Progresso Acumulado até 2011



Resultados

Resultado:	Contribute to the development of human capital in Suriname.
Suposições:	Macroeconomic and fiscal stability.

Indicador	Unidade Medida	Linha Base	Ano Linha Base		2009	2010	2011	Final do Projeto
Coverage of basic education (grades 6-10)	percent	45.00	2003	P	50.00	50.00	50.00	50,00
				A	57.00	57.00		
School completion rate in 6th grade.	percent	50.00	2001	P	55.00	55.00	55.00	55,00
				A	53.00	53.00		
Students benefitted by education projects.	Students		2003	P			17,000.00	17,000,00
				A			17,000.00	

Resultado:	Improved quality and increased efficiency of the basic education system.
Suposições:	Adequate financial resources allocated to the MOECD. Different donor agencies working on education in Suriname coordinate their activities.

Indicador	Unidade Medida	Linha Base	Ano Linha Base		2009	2010	2011	Final do Projeto
Coverage of basic education in grades 6 to 10.	percent	45.00	2003	P	50.00	50.00	50.00	50,00
				A	57.00	57.00		
Repetition rates in Grade 1.	percent	25.00	2003	P	17.50	17.50	17.50	18,00
				A		20.00		
Repetition rates in grade 2.	percent	20.00	2003	P	14.00	14.00	14.00	14,00
				A		16.00		
Repetition rates in grade 3.	percent	22.00	2003	P	15.40	15.40	15.40	15,00
				A		17.60		
Drop out rates in grade 1.	percent	7.00	2003	P	5.60	5.60	5.60	5,60
				A		3.22		
Drop out rates in grade 2.	percent	7.00	2003	P	5.60	5.60	5.60	5,60
				A		3.22		
Drop out rates in grade 3.	percent	8.00	2003	P	6.40	6.40	6.40	6,40
				A		3.68		

Produtos: Progresso Físico e Financeiro Anual 2011

Descrição	Unidade de medida	Físico				Financeiro			
		Planejado	Atual	Unidades Acumuladas	Unidades FDP	Planejado	Atual	Custos Acumulados	Custos FDP
SUPPORT ESTABLISHMENT OF A REVISED BASIC EDUCATION CYCLE AND QUALITY IMPROVEMENT									
Update the curriculum for grades 1 - 5.	grades	2,00	2,00		4,00	1.721.921,15	1.527.578,00		2.342.521,15
Teacher training in the new curriculum content and revised teaching materials completed.	Teachers	900,00	900,00		2.700,00		39.319,57		43.000,00
Assessment study for the revision of junior secondary completed.	study	1,00	1,00		1,00		10.000,00		15.000,00
Teachers in each grade receive teaching guides and learning materials consistent with the revised curriculum.	grades	2,00	2,00		2,00	525.000,00	63.000,00		675.000,00
Pilot the curriculum for grades 1 to 2.	grades		2,00		2,00		50.000,00		150.000,00
Curriculum framework completed.	framework	1,00	1,00		1,00		30.000,00		30.000,00
Textbooks and teaching materials delivered to schools.	teaching materials	80.000,00	106.000,00		90.000,00	58.000,00	1.046.900,00		1.320.000,00
Social marketing workshops completed.	workshops	2,00	6,00		35,00	25.000,00			152.700,00
Item banking system supporting assessment for the new curriculum developed.	System	1,00	1,00		1,00	150.000,00	32.010,00		150.000,00
STRENGTHENING OF MANAGEMENT CAPACITIES AT SCHOOL LEVEL									
Teacher Resource Centers established.	centers	10,00	10,00		10,00	740.000,00	758.331,30		1.375.000,00
Schools complete innovation fund projects.	projects	50,00	42,00		72,00	171.000,00	215.660,30		1.358.000,00
School principals and school leaders trained in school leadership and management.	principals/ school leaders		325,00		625,00		53.000,00		201.425,00
RENOVATION AND UPGRADING OF SCHOOL AND MINOV INFRASTRUCTURE.									
Schools repaired and renovated.	schools	8,00	8,00		55,00	240.000,00	138.207,70		3.557.000,00
Ministry of Education and Community Development departments renovated.	departments	1,00	1,00		4,00	40.000,00	42.565,63		117.500,00
MODERNIZATION AND STRENGTHENING OF MOECD AND THE SCHOOL SYSTEM.									
Personnel audit and database completed.	database								37.000,00
Key Ministry of Education and Community Development departments better equipped.	departments				4,00				115.000,00
Education information system network established.	network	1,00			1,00	200.000,00	264.811,00		200.000,00
Program evaluation.	evaluation	1,00			2,00	75.000,00	45.000,00		138.000,00
Training of Ministry of Education and Community Development personnel on the use of the information system completed.	Schools	30,00			30,00	75.000,00	17.703,08		105.000,00
PROJECT FINANCE AND ADMINISTRATION									

RELATÓRIO DE MONITOREIO DE PROGRESSO

SU0023 - Basic Education Improvement Project
2011 2º período com fechamento em (31-Mar-2012)

Banco Interamericano de Desenvolvimento - IDB

Escritório de Planejamento Estratégico e Efetividade no Desenvolvimento
Última Atualização do PMR: 20/04/2012

Descrição	Unidade de medida	Físico				Financeiro			
		Planejado	Atual	Unidades Acumuladas	Unidades FDP	Planejado	Atual	Custos Acumulados	Custos FDP
TOTAL						4.020.921,15	4.334.086,58		12.082.146,15