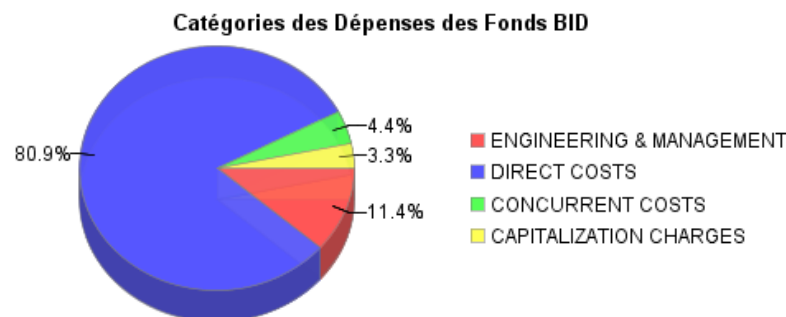
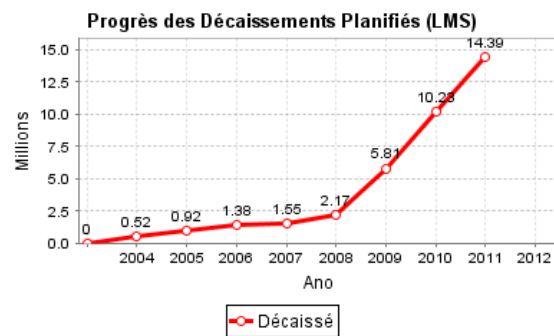
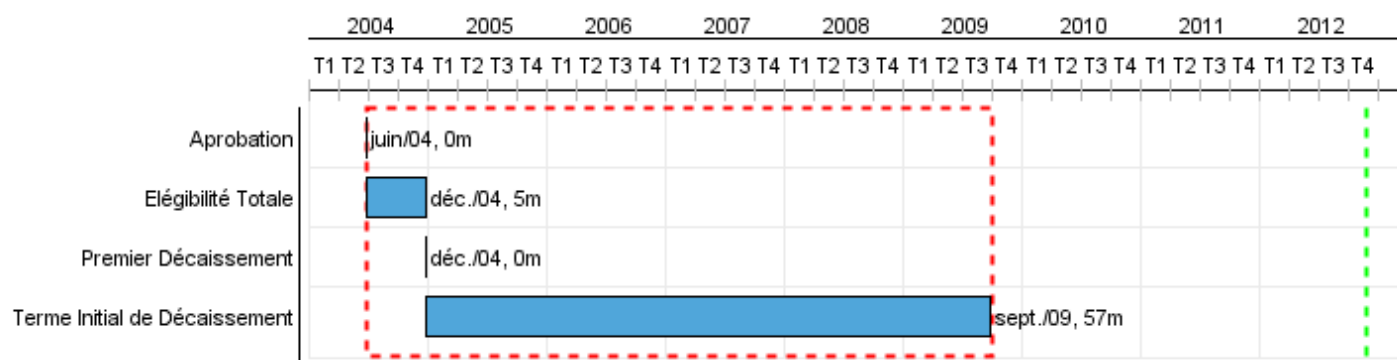


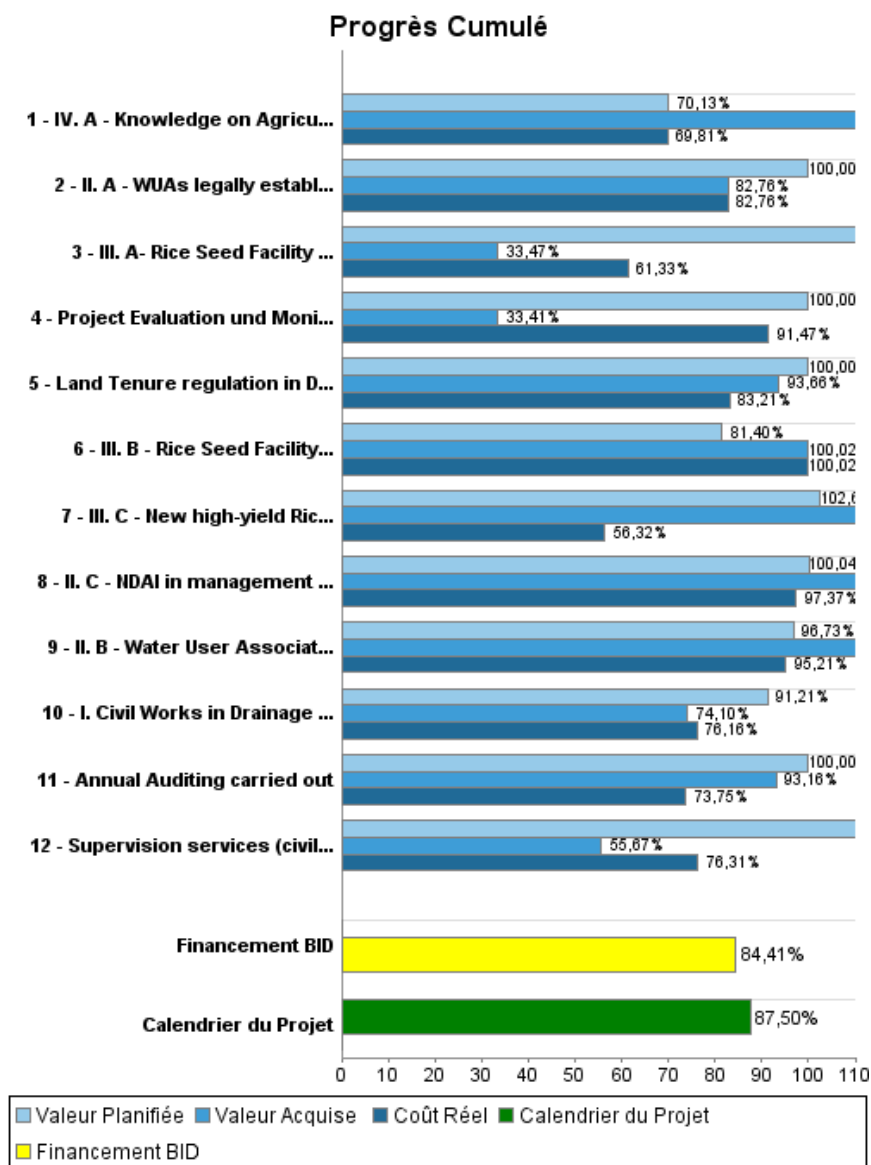
Rapport Résumé

| Données Générales | | Fonds Disponibles (US\$) | | Coût Total et Source de Financement | |
|---------------------------|---|-----------------------------|---------------|-------------------------------------|---------------|
| Agence d' Exécution (EA): | MINISTRY OF AGRICULTURE (HYDRAUL.DEPT) | | | | |
| Secteur: | AGRICULTURE AND RURAL DEVELOPMENT-IRRIGATION AND DRAINAGE | | | | |
| Numéro(s) de Prêt(s): | 1558/SF-GY | Montant Courant Approuvé: | 17.428.200,00 | Initial BID: | 22.500.000,00 |
| Étape: | Approved | Montant Décaissé à ce Jour: | 14.710.869,22 | Courant BID: | 17.428.200,00 |
| Type d' Opération: | INV - Investissement | % Décaissé: | 84,41 | Pari Passu: | 90,00 |
| Opération(s) Connexe(s): | | Solde: | 2.717.330,78 | Cofinancement/Pays: | 2.500.000,00 |
| Sous-Type de l'Opération: | ESP - Specific Investment Operation | | | Estimation Initiale: | 25.000.000,00 |
| | | | | Période d'Amortissement (mois): | 354 |

| Catégorie d'Impact Environnemental et Social du Projet | Reformulation | Validation |
|--|---|--|
| Catégorie d'Impact Environnemental et Social du Projet: B(R) | () Les objectifs du projet ont-ils été reformulés? | Validé par le Chef de Division: 30-abr-2012 Validé par le Représentant: 30-abr-2012 |



Progrès Cumulé à 2011



Résultats

| | |
|---------------------|--|
| Résultat: | Increase of agricultural productivity and enhance competitiveness principally focused on the rice sector through Drainage & Irrigation (D&I) rehabilitation in selected areas, D&I institutional development, including farmers' training and establishme |
| Suposições: | 1. world market price for rice does not fall in real terms; 2. Weather conditions are stable and good for agriculture; 3. Caribbien rice market is not adversely affecte by US export under PL 480; 4. Pesticide and Toxic Controll Borad and Toxic Residue Laboratory fully operational by mi term review. |
| Observações: | baseline study / per project area disponible through faisibility study of 2003 |

| Indicateur | Unité de Mesure | Ligne de Base | Année Ligne de Base | | 2009 | 2010 | 2011 | Fin du Projet |
|--|-----------------------------------|---------------|---------------------|--------|------|--------------|------|---------------|
| Cost of rice production per tonne reduced per ton by 25% over 5 years | costs / rice production per tonne | | 2004 | P A | | | | 25,00 |
| Satisfactory completion of primary and secondary D&I and service roads after 5 years covering 6 project areas (60,000 acres) | # areas rehabilitated | | 2004 | P A | | 6.00 4.00 | | 5,00 |
| WUA D&I fees collected from 80% of farmers / project area secondary D&I systems rehabilitated 4 years after completion of works; | % farmer / area | | 2004 | P A | | | | 80,00 |
| D&I rates set to ensure effective and sustainable O&M system in the selected areas by end of the program | 1 = yes; 0 = no | | 2004 | P A | | | | 1,00 |
| Rehabilitated areas of the secondary D&I system are being operated by WUA by the end of the project. | # areas (acres) operated by WUA | | 2004 | P A | | | | 6,00 |
| Rehabilitated areas of the primary D&I system are being operated and maintained by NDIA by the end of the project. | # areas (acres) operated bei NDIA | | 2004 | P A | | 6.00 4.00 | | 6,00 |
| 24% of project area are covered by using new seed varieties by the end of the program | tm/ha | | 2004 | P A | | | | 24,00 |
| Paddy rice yield increased | tmha | 3.20 | 2004 | P A | | 3.90 3.90 | 1.00 | 4,50 |
| Three new markets indentified for Guyana's export of non-rice products | # markets | | 2004 | P A | | | | 3,00 |

Produites: Progrès Physique et Financier Annuel 2011

| Description | Unité de Mesure | Physique | | | | Financier | | | |
|--|-----------------|----------|------|-----------------|------------|---------------------|---------------------|----------------|----------------------|
| | | Planifié | Réel | Unités Cumulées | Unités FDP | Planifié | Réel | Coûts Cumulées | Coûts FDP |
| I. Primary and Secondary D&I systems rehabilitated | | | | | | | | | |
| I. Civil Works in Drainage and Irrigation Infrastructure completed | D&I system | | | | 5,00 | 3.827.400,00 | 2.979.240,00 | | 12.013.295,00 |
| II. D&I Institutional Development enhanced | | | | | | | | | |
| II. A - WUAs legally established | WUAs | | | | 6,00 | 165.000,00 | 75.485,00 | | 649.300,00 |
| II. B - Water User Associations supported | Farmers | 50,00 | | | 300,00 | 200.000,00 | 153.796,00 | | 841.531,00 |
| II. C - NDAI in management and O&M strenghtend | staff | | | | 30,00 | 100.000,00 | 42.656,00 | | 314.500,00 |
| III. Rice Seed Development enhanced | | | | | | | | | |
| III. C - New high-yield Rice varieties resistant to local diseases reduced | unit | 13,00 | 7,00 | | 21,00 | 251.485,00 | 141.100,00 | | 456.485,00 |
| III. A- Rice Seed Facility designed | facility | | | | 1,00 | | 23.457,00 | | 154.515,00 |
| III. B - Rice Seed Facility constructed | facility | | | | 1,00 | 275.000,00 | 574.055,00 | | 1.075.000,00 |
| IV. Agricultural Diversification promoted | | | | | | | | | |
| IV. A - Knowledge on Agricultural Diversification improved | Farmers | | | | 410,00 | 50.000,00 | 115.000,00 | | 385.000,00 |
| Project Management (ASDU) carried out | | | | | | | | | |
| Supervision services (civil works) carried out | contracts | | | | 8,00 | 200.000,00 | 202.929,00 | | 880.500,00 |
| V. Tecnology Transfer in D&I systems improved | | | | | | | | | |
| Land Tenure regulation in D&I systems improved | D&I system | 1,00 | | | 5,00 | | | | 268.000,00 |
| Project Auditing | | | | | | | | | |
| Annual Auditing carried out | reports | 1,00 | 1,00 | | 6,00 | 15.000,00 | 13.426,00 | | 100.000,00 |
| Evaluation and Monitoring | | | | | | | | | |
| Project Evaluation und Monitoring carried out | unit | 1,00 | | | 3,00 | 50.000,00 | | | 400.000,00 |
| Financial Costs | | | | | | | | | |
| TOTAL | | | | | | 5.133.885,00 | 4.321.144,00 | | 17.538.126,00 |