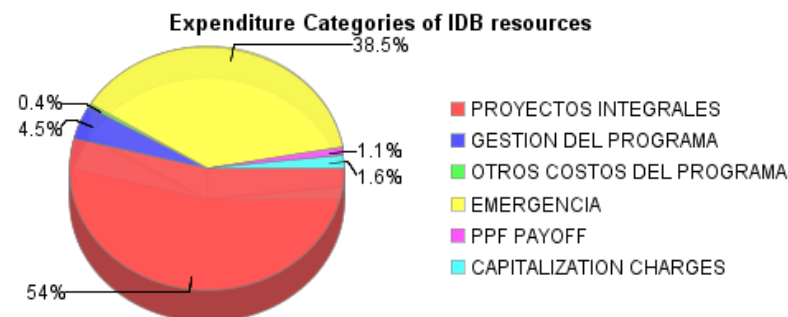
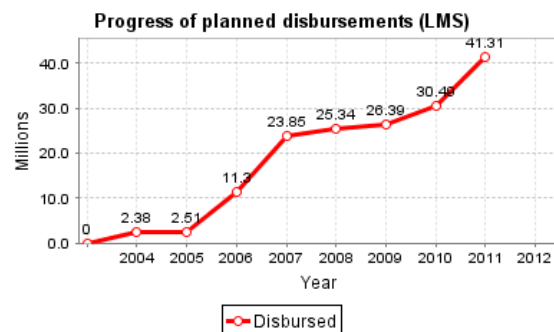
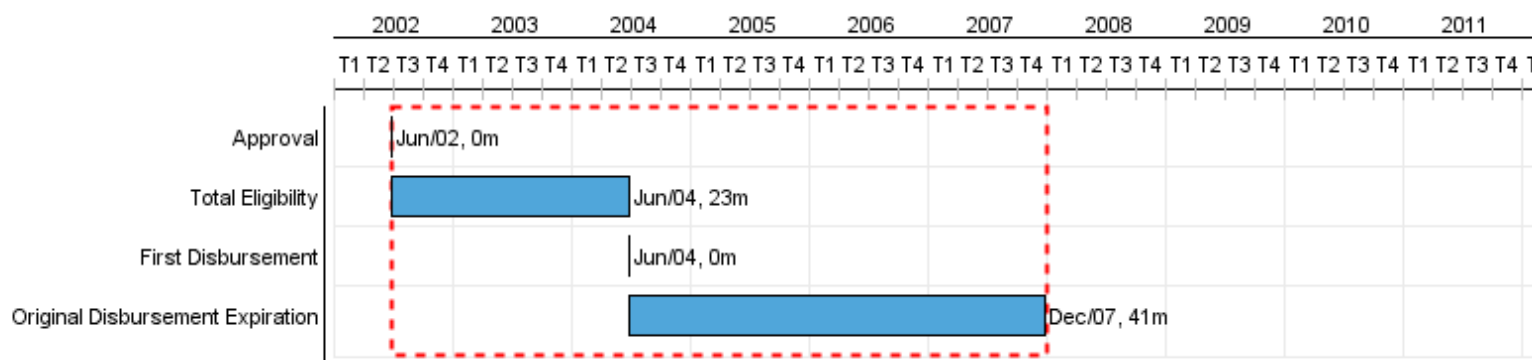


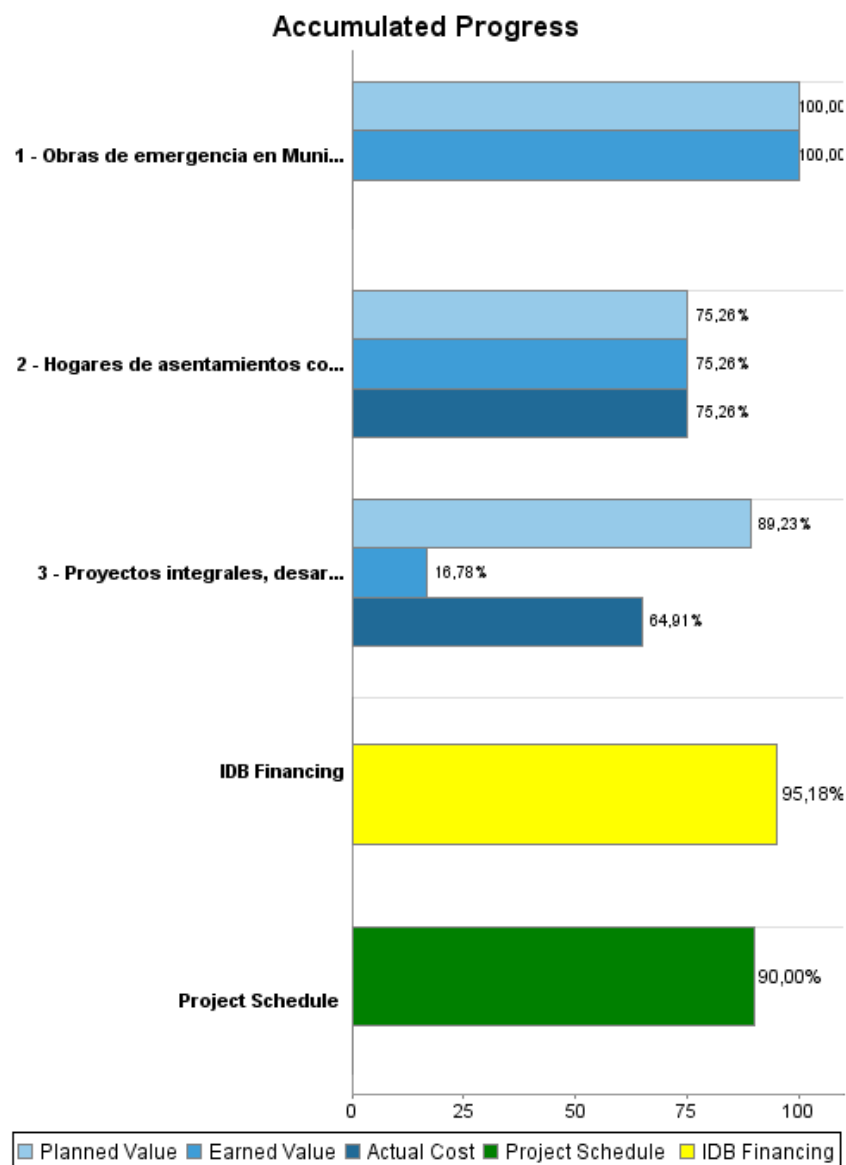
Summary Report

Basic Data		Available Funds (US\$)		Total Cost and Source	
Executing Agency (EA):	SECRETARIA COORDINACION EJECUTIVA DE PRESIDENCIA				
Sector:	URBAN DEVELOPMENT AND HOUSING-INTEGRATED URBAN DEVELOPMENT				
Loan Number(s):	1409/OC-GU	Current Approved Amount:	43.408.349,28	Original IDB:	46.800.000,00
Stage:	Approved	Disbursed Amount to Date:	41.314.558,26	Current IDB:	43.408.349,28
Operation Type:	INV - Investment	% Disbursed:	95,18	Pari-passu:	90,00
Related Operation(s):		Balance:	2.093.791,02	Co-Financing/Country:	5.200.000,00
Operation Subtype:	GOM - Global of Multiple Works Operation			Original Estimate:	52.000.000,00
				Amortization Period (months):	240

Project Environmental and Social Impact Category	Reformulation	Validation
Project Environmental and Social Impact Category: C(R)	() Was the objective(s) of this project reformulated?	Validated by Division Chief: 23-abr-2012 Validated by Country Representative: 27-abr-2012



Accumulated Progress as of 2011



Outcomes

Outcome:	Calidad de vida de los habitantes de asentamientos en 3 municipalidades, mejorado
-----------------	---

Indicator	Unit of Measure	Baseline	Baseline Year		2007	2009	End of project
Hogares con condiciones sanitarias en los asentamientos del Programa, mejoradas	Hogares	3,600.00	2000	P		85.00	3.400,00
				A	45.00		
Hogares con prácticas de higiene (lavado de alimentos, disposición apropiada de residuos, entre otros), mejoradas.	Hogares	4,000.00	2000	P			2.720,00
				A			
Hogares con accesibilidad a asentamientos y viviendas, mejorada	Hogares	4,000.00	2010	P			2.720,00
				A			

Outputs: Annual Physical and Financial Progress 2011

Description	Unit of Measure	Physical				Financial			
		Planned	Actual	Accumulated units	EOP units	Planned	Actual	Accumulated costs	EOP costs
Emergencia									
Obras de emergencia en Municipios, realizadas	Municipios	21,00	21,00		21,00	385.836,28			385.836,28
Proyectos Integrales, desarrollados									
Proyectos integrales, desarrollados (Infraestructura Fisica)	Obras	22,00	4,00		22,00	9.939.441,16	9.947.537,20		16.913.846,43
Hogares de asentamientos con red de agua potable instalada	Hogares		1.604,00		2.101,00		560.887,01		745.294,91
Gestion del Programa									
TOTAL						10.325.277,44	10.508.424,21		18.044.977,62