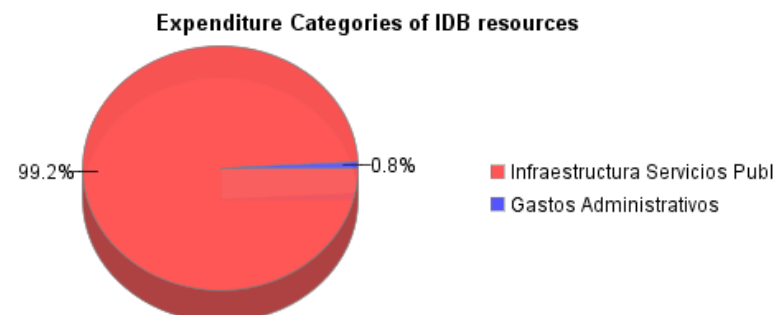
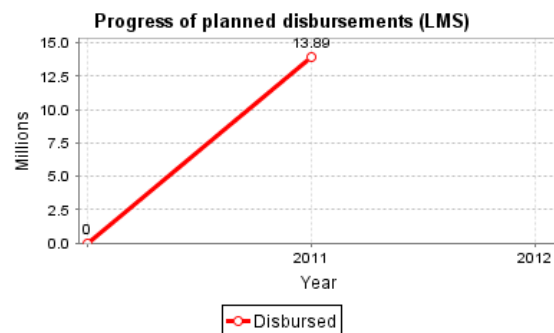
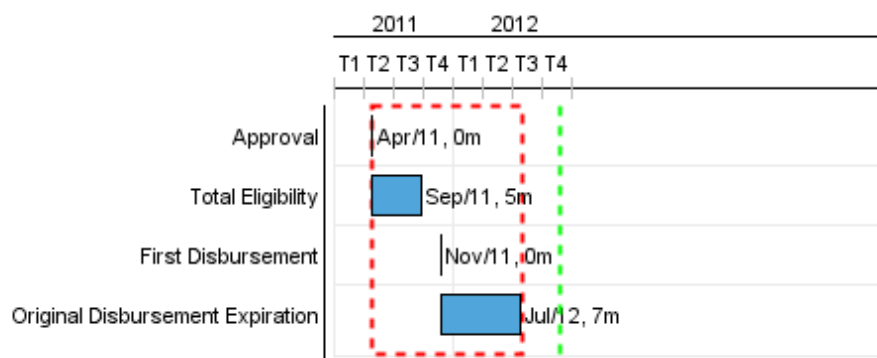


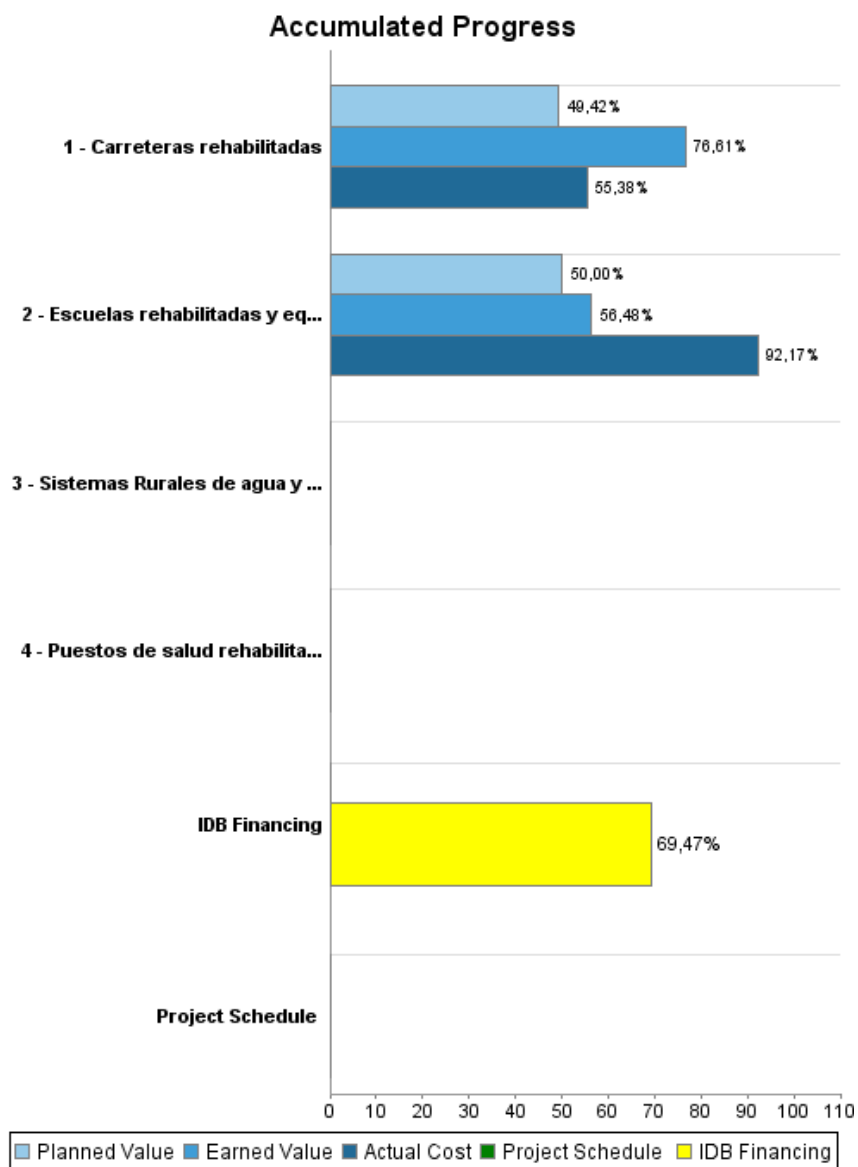
Summary Report

Basic Data		Available Funds (US\$)		Total Cost and Source	
Executing Agency (EA):	Consejo Nacional de Desarrollo Sostenible				
Sector:	ENVIRONMENT AND NATURAL DISASTERS-INTEGRATED DISASTER RISK MANAGEMENT				
Loan Number(s):	2522/OC-PN	Current Approved Amount:	20.000.000,00	Original IDB:	20.000.000,00
Stage:	Approved	Disbursed Amount to Date:	13.894.626,70	Current IDB:	20.000.000,00
Operation Type:	INV - Investment	% Disbursed:	69,47	Pari-passu:	97,00
Related Operation(s):	RG-P1442	Balance:	6.105.373,30	Co-Financing/Country:	600.000,00
Operation Subtype:	ERF - Immediate Response Facility for Emergencies			Original Estimate:	20.600.000,00
				Amortization Period (months):	168

Project Environmental and Social Impact Category	Reformulation	Validation
Project Environmental and Social Impact Category: B	() Was the objective(s) of this project reformulated?	Validated by Division Chief: 24-abr-2012 Validated by Country Representative: 27-abr-2012



Accumulated Progress as of 2011



Outcomes

Outcome: Carreteras rehabilitadas y puestas en operación.

Indicator	Unit of Measure	Baseline	Baseline Year		2011	2012	End of project
Kms de carreteras rehabilitadas	km		2011	P A	60.00	30.00	60,00

Outcome: Población con servicios de agua y saneamiento restablecido

Indicator	Unit of Measure	Baseline	Baseline Year		2011	2012	End of project
Hogares beneficiados con sistemas de agua y saneamiento operativos.	Hogares		2011	P A			3.600,00

Outcome: Población de escolares beneficiada que puede regresar a las escuelas afectadas por la emergencia

Indicator	Unit of Measure	Baseline	Baseline Year		2011	2012	End of project
Número de escolares beneficiados	Escolar		2011	P A			10.160,00

PROGRESS MONITORING REPORT

PN-L1071 - Emergency Program for an Immediate Response to the Flooding in Panama
2011 2nd period with closure up to (31-Mar-2012)

Inter-American Development Bank - IDB

Office of Strategic Planning and Development Effectiveness
Last Update: 24/04/2012

Outputs: Annual Physical and Financial Progress 2011

Description	Unit of Measure	Physical				Financial			
		Planned	Actual	Accumulated units	EOP units	Planned	Actual	Accumulated costs	EOP costs
Infraestructura vial									
Carreteras rehabilitadas	Kilómetros	60,00	93,00		60,00	6.000.000,00	6.723.175,00		12.140.000,00
Agua potable y saneamiento									
Sistemas Rurales de agua y saneamiento rehabilitados.	Acueducto/ Sistema				43,00				2.100.000,00
Salud									
Puestos de salud rehabilitados.	Puesto de Salud				18,00				3.200.000,00
Educación									
Escuelas rehabilitadas y equipadas	Escuela	54,00	61,00		54,00	1.200.000,00	2.212.174,00		2.400.000,00
Gastos Administrativos									
TOTAL						7.200.000,00	8.935.349,00		19.840.000,00