

## Rapport Résumé

### Données Générales

Agence d' Exécution (EA):	MINISTRY OF EDUCATION
Secteur:	EDUCATION
Numéro(s) de Prêt(s):	1695/OC-BH
Étape:	Approved
Type d' Opération:	INV - Investissement
Opération(s) Connexe(s):	
Sous-Type de l'Opération:	PFM - Multi-Phase Lending Project

### Fonds Disponibles (US\$)

Montant Courant Approuvé:	13.372.445,58
Montant Décaissé à ce Jour:	5.235.846,44
% Décaissé:	39,15
Solde:	8.136.599,14

### Coût Total et Source de Financement

Initial BID:	18.000.000,00
Courant BID:	13.372.445,58
Pari Passu:	70,04
Cofinancement/Pays:	4.500.000,00
Estimation Initiale:	22.500.000,00
Période d'Amortissement (mois):	192

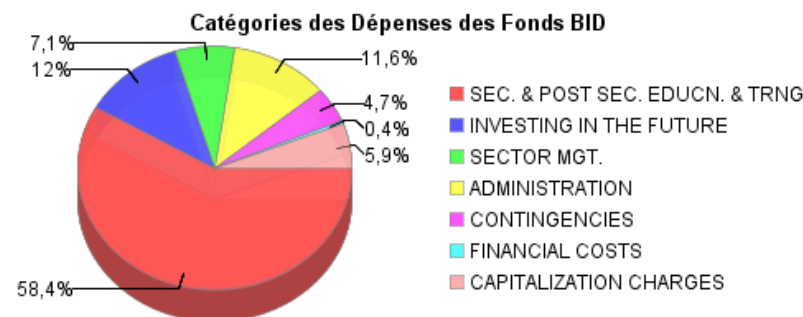
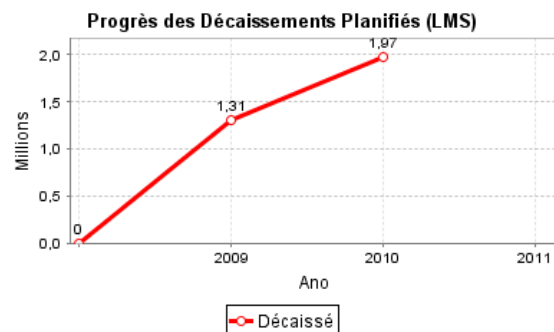
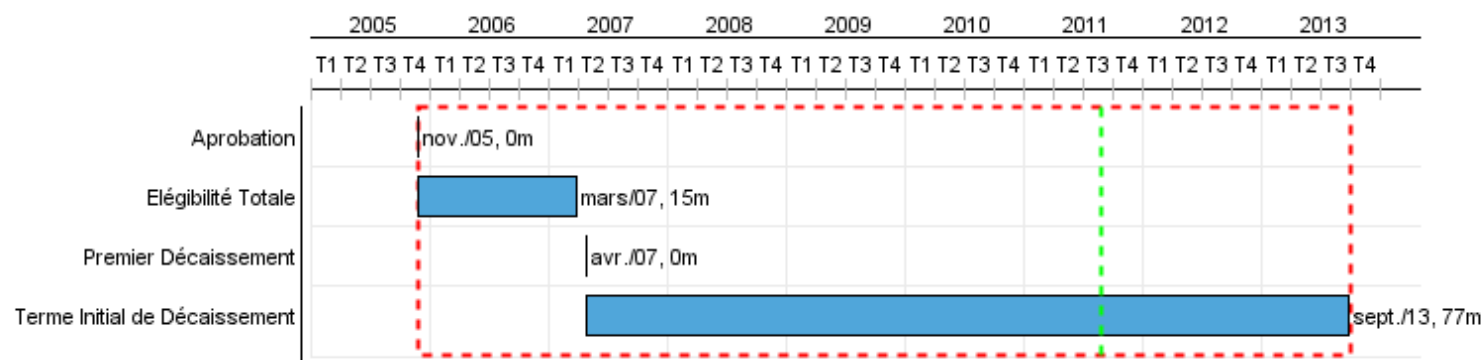
### Catégorie d'Impact Environnemental et Social du Projet

### Reformulation

### Validation

Catégorie d'Impact Environnemental et Social du Projet: B ( X ) Les objectifs du projet ont-ils été reformulés?

Validé par le Chef de Division: Apr 29, 2011  
Validé par le Représentant: Apr 29, 2011



## Progrès Cumulé à 2010



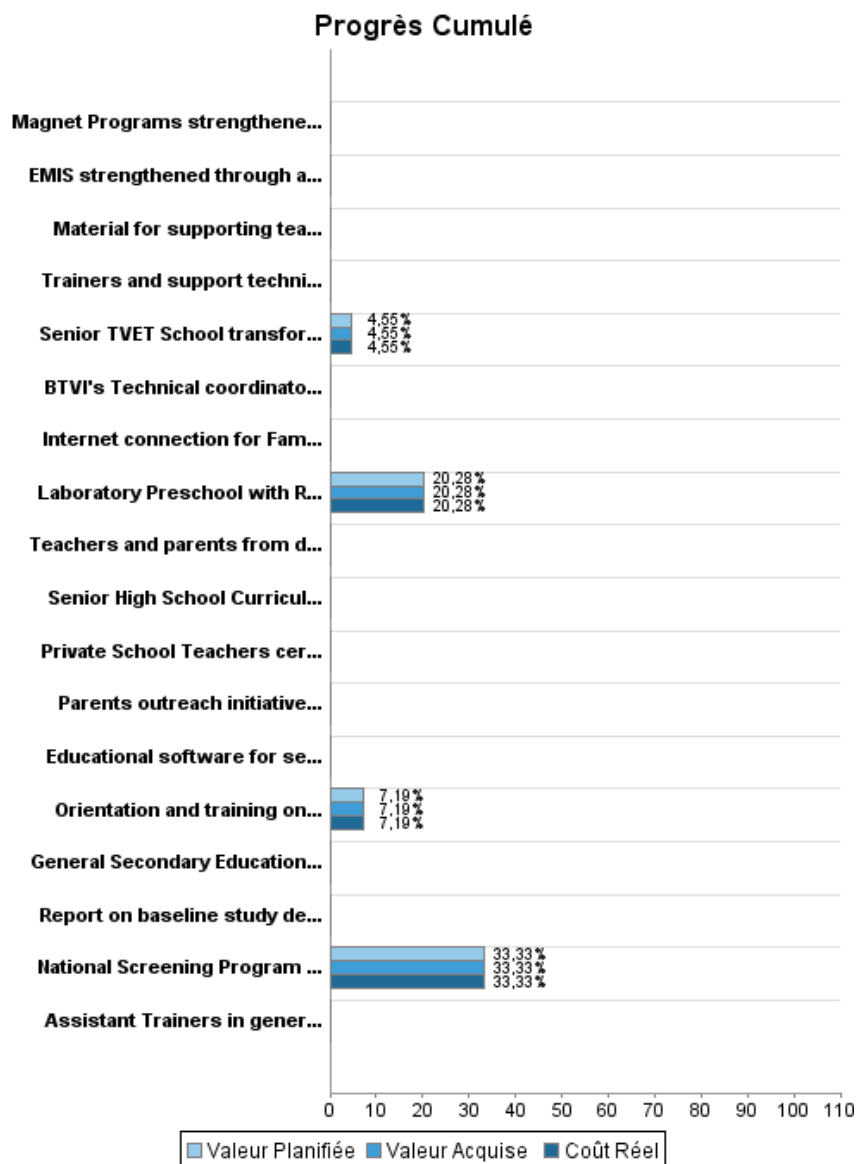
## RAPPORT DE SUIVI

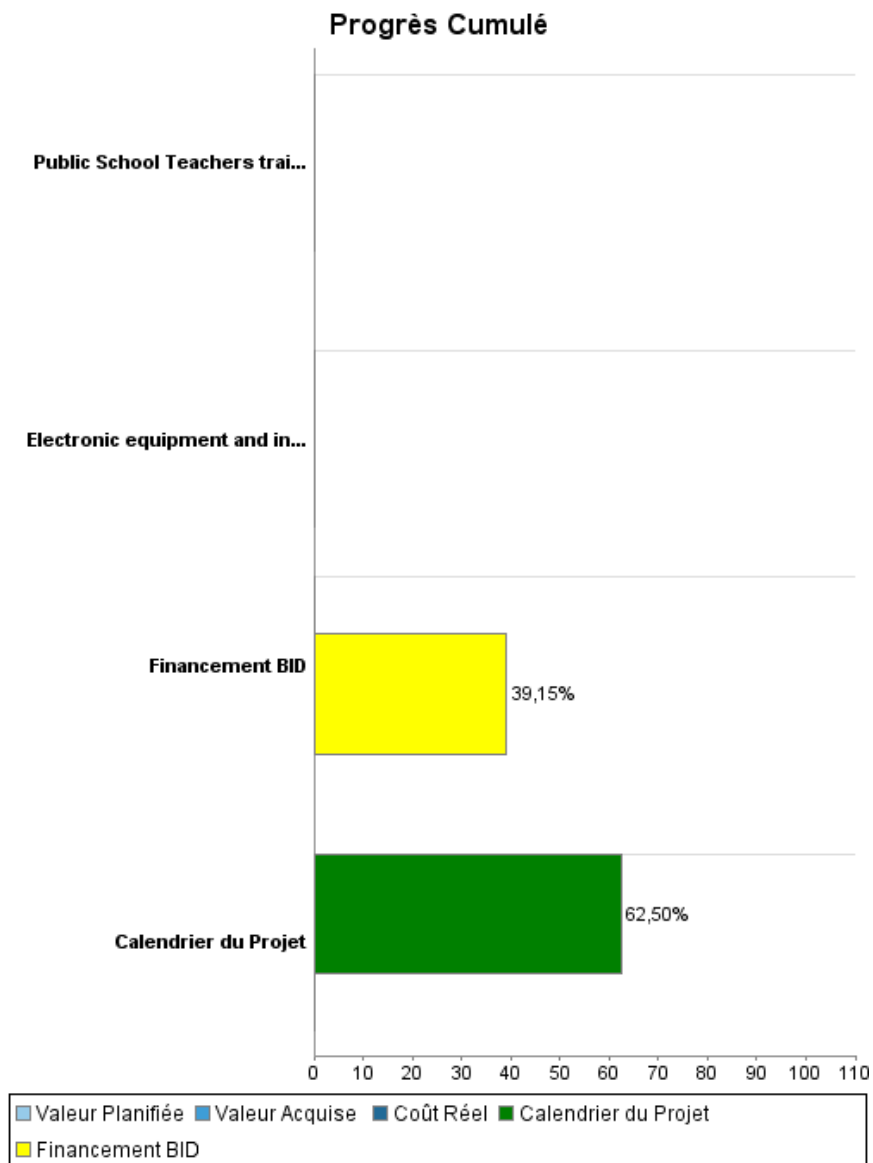
BH-L1003 - Investing in Students and Programmes for the Innovative Reform of Education  
2010 2º período con cierre al (31-Mar-2011)

Banque Interaméricaine de Développement - BID

Bureau de la planification stratégique et de l'efficacité du développement

Dernière Mise à Jour: 28/04/2011





## Résultats

**Résultat:** National framework for technical and vocational education and training (TVET) improved

Indicateur	Unité de Mesure	Ligne de Base	Année Ligne de Base		2011	2012	2013	Fin du Projet
% Teachers applying new standards in TVET	% teachers		2010	P A	20,00	40,00	80,00	80,00

**Résultat:** Increased relevancy of National curricula to the need of the individuals and the society

Indicateur	Unité de Mesure	Ligne de Base	Année Ligne de Base		2011	2012	2013	Fin du Projet
Aggregate passes of high school graduates obtaining at least one career and technical certification	students	533,00	2010	P A	711,00	890,00	1.066,00	1.066,00
Transition rate from secondary to BTVI	% students	5,00	2010	P A	5,00	6,00	7,00	7,00

**Résultat:** Integrated approach to Information Communication Technology provided to increase efficiency and effectiveness of the administrative process and support and enhance educational programmes

Indicateur	Unité de Mesure	Ligne de Base	Année Ligne de Base		2011	2012	2013	Fin du Projet
Public schools with operational e-literacy in core courses	% schools	20,00	2010	P A	30,00	40,00	50,00	50,00

**Résultat:** Learning opportunities provided at BTVI enable individuals to be globally competitive and economically independent

Indicateur	Unité de Mesure	Ligne de Base	Année Ligne de Base		2011	2012	2013	Fin du Projet
Student completion rate for construction and IT courses	% students	25,00	2010	P A	27,00	30,00	35,00	35,00

**Résultat:** Quality of Early Childhood Education programs improved

Indicateur	Unité de Mesure	Ligne de Base	Année Ligne de Base		2011	2012	2013	Fin du Projet
Regulations/ National Standards to preschool legislation implemented and distributed to stakeholders	% accomplished		2010	P A	25,00	60,00	100,00	100,00

**Résultat:** School capacity strengthened in order to accommodate students with a wide range of special needs

## RAPPORT DE SUIVI

BH-L1003 - Investing in Students and Programmes for the Innovative Reform of Education Bureau de la planification stratégique et de l'efficacité du développement  
2010 2º período con cierre al (31-Mar-2011) Dernière Mise à Jour: 28/04/2011

Banque Interaméricaine de Développement - BID

Indicateur	Unité de Mesure	Ligne de Base	Année Ligne de Base		2011	2012	2013	Fin du Projet
An increase in the number of teachers equipped with strategies that will reach the learning needs of all students in demonstration schools.	Teachers	5,00	2010	P A	75,00	141,00		141,00
An increase in the number of teachers and officials sensitized on special education in all public schools	Teachers and Officials	141,00	2010	P A	774,00	1.407,00	2.040,00	2.040,00
Early identification and remediation of 100% of preschoolers and first grade students with special needs completed by the end of the program	students		2010	P A	5.870,00	11.740,00	17.610,00	17.610,00

## Produites: Progrès Physique et Financier Annuel 2010

Description	Unité de Mesure	Physique				Financier			
		Planifié	Réel	Unités Cumulées	Unités FDP	Planifié	Réel	Coûts Cumulées	Coûts FDP
<b>National Framework for Technical Education &amp; Vocational Training</b>									
NWDC established and operational	Staff				3,00				319.000,00
NWDC and Private sector established a working relationship (to adapt CANTA standards for certain trades)	Trades with standards				10,00				45.000,00
Senior TVET School transformed to a Career Academy through refurbishing existing facilities completed.	School		1,00		1,00		50.000,00		1.100.000,00
General Secondary Education curricula for Math, Science and Language reviewed and approved	curriculum				1,00				282.000,00
Senior High School Curriculum for Hospitality, Business/ ICT Studies, and Technical Studies ( construction) developed and approved	Curriculum				1,00				108.000,00
Magnet Programs strengthened and maintained	Schools				6,00				760.000,00
Technology Coordination Unit (TCU) created and operational	Coordination Unit				1,00				239.000,00
TCU specialists in ICT appointed	Staff				3,00				366.000,00
Computer Labs for ICT (Technology upgrade for secondary schools) installed.	Computer labs				38,00				1.156.400,00
Internet connection for Family Island Schools	Conexion				1,00				100.000,00
Subject Labs purchased and installed in 27 schools at the end of the program	Subject labs				81,00				372.680,00
Material for supporting teaching techniques for ICT developed	% Software				100,00				105.000,00
Master Trainers/facilitators in institutional management techniques trained	Teachers				15,00				92.890,00
Assistant Trainers in general and subject specific teaching techniques trained	Teachers				70,00				123.870,00
Trainers and support technicians certified in Digital Literacy	Teachers				25,00				33.750,00
Education Portal created and operational	Portal				1,00				258.250,00
Educational software for secondary education purchased and integrated into the portal	% Software packages installed				100,00				519.000,00
BTVI organizational structure and capacity for Administration and Students Support expanded	Staff				9,00				682.000,00

Description	Unité de Mesure	Physique				Financier			
		Planifié	Réel	Unités Cumulées	Unités FDP	Planifié	Réel	Coûts Cumulées	Coûts FDP
Certificate and diploma programs within BTVI in response to immediate and future needs in the trades, construction technology, IT and business office	% Procured				100,00				200.000,00
"Bridge Program" developed and implemented	Program				1,00				10.000,00
Support and Students Service at BTVI equipped with computers, software and periodicals	Student Services		1,00		1,00				173.600,00
BTVI's Technical coordinators and Instructors contracted	Coordinators and Instructors				5,00				556.000,00
<b>Investing in the Future</b>									
Public consultation on quality standards for preschool launched	Launching				1,00				55.000,00
Laboratory Preschool with Resource Centre established	Preschool		1,00		1,00		22.155,00		109.240,00
Report on baseline study developed and approved	Study				1,00				48.050,00
Private School Teachers certified with the Government Assisted Program (GAP)	Teachers		200,00		200,00				400.000,00
Public School Teachers trained as trainers	Teachers				50,00				23.700,00
Parents outreach initiative accomplished for Family Islands	Outreach program				1,00				49.000,00
Legislation on Special Education approved by Parliament, and standards and policies approved by MOE	Legislation				1,00				34.750,00
Orientation and training on Legislation policy and standards in special education completed	Teachers				110,00		21.350,00		297.000,00
Teachers and parents from demonstration schools trained in inclusive education	Teachers				1.000,00				48.500,00
Electronic equipment and instructional materials in Inclusive Education for Demonstration Schools provided	Schools				5,00				122.000,00
Special Education Unit fully equipped and functional	Procurement				1,00				12.325,00
National Screening Program for preschool children performed yearly	Screening		1,00		3,00		15.333,00		46.000,00
Preschool teachers trained in carrying out screening and parents to use support materials	Teachers				1.000,00				77.700,00
Baseline study conducted for Inclusive Education	Study				1,00				22.400,00
<b>Administration</b>									
<b>Strengthening Sector Management</b>									



## RAPPORT DE SUIVI

BH-L1003 - Investing in Students and Programmes for the Innovative Reform of Education  
2010 2º período con cierre al (31-Mar-2011)

Banque Interaméricaine de Développement - BID

Bureau de la planification stratégique et de l'efficacité du développement  
Dernière Mise à Jour: 28/04/2011

Description	Unité de Mesure	Physique				Financier			
		Planifié	Réel	Unités Cumulées	Unités FDP	Planifié	Réel	Coûts Cumulées	Coûts FDP
Education Management Information System (EMIS) Intranet development.	System				1,00				211.650,00
Central database designed and implemented	Data base				1,00				120.000,00
EMIS strengthened through additional personnel	Staff				4,00				536.000,00
Technical staff of the MOE strengthened in Monitoring and Evaluation	Staff				1,00				72.200,00
Midterm and summative evaluations performed	Evaluation				2,00				71.500,00
Monitoring and Evaluation Unit equipped with new personnel	Staff				3,00				135.000,00
<b>Costs from prior to restructuring</b>									
<b>TOTAL</b>							<b>108.838,00</b>		<b>10.094.455,00</b>