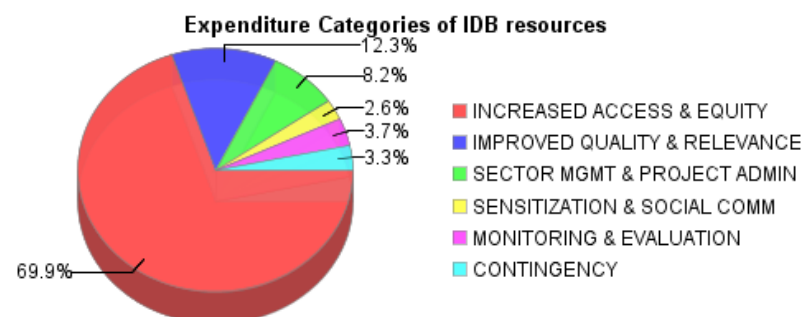
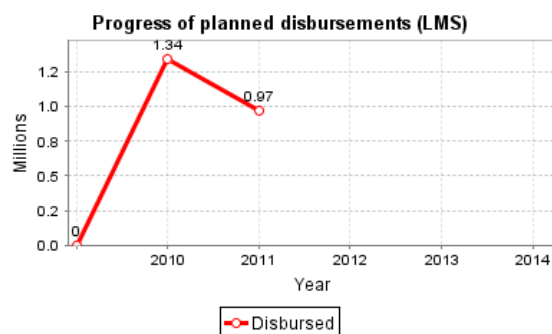
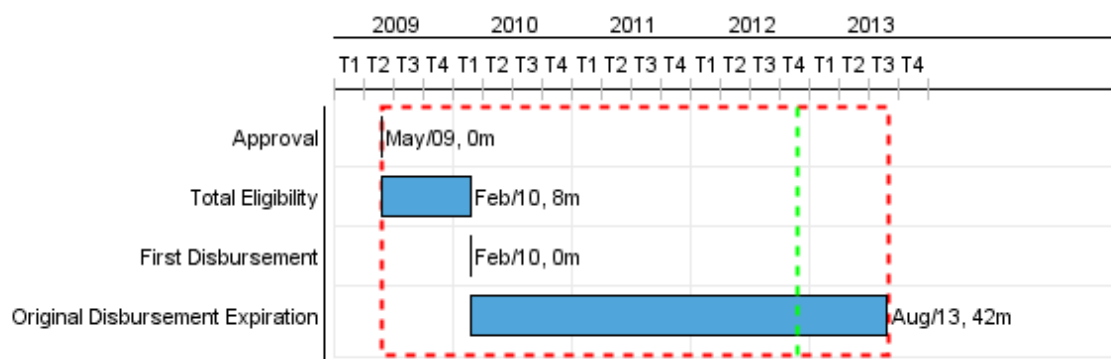


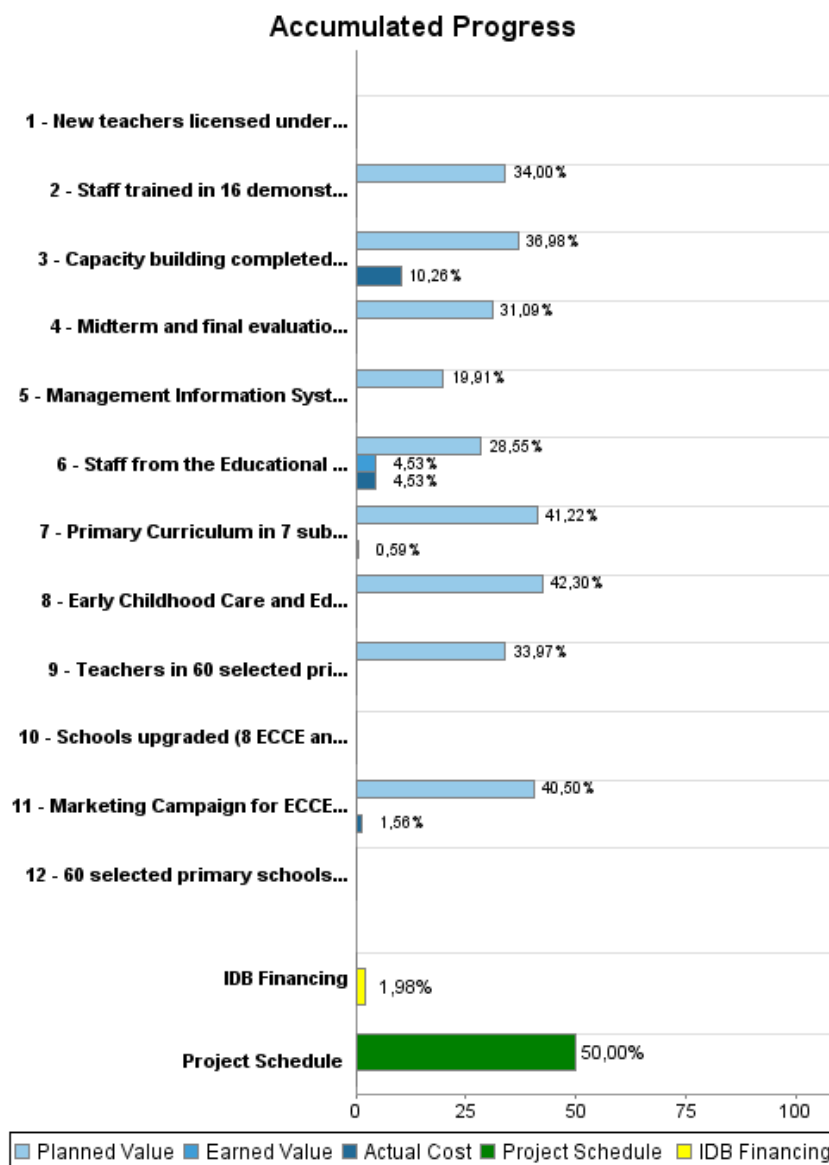
Summary Report

Basic Data		Available Funds (US\$)		Total Cost and Source	
Executing Agency (EA):	MINISTRY OF EDUCATION				
Sector:	EDUCATION				
Loan Number(s):	2138/OC-TT	Current Approved Amount:	48.750.000,00	Original IDB:	48.750.000,00
Stage:	Approved	Disbursed Amount to Date:	965.684,32	Current IDB:	48.750.000,00
Operation Type:	INV - Investment	% Disbursed:	1,98	Pari-passu:	78,00
Related Operation(s):	TT-T1004	Balance:	47.784.315,68	Co-Financing/Country:	13.750.000,00
Operation Subtype:	PFM - Multi-Phase Lending Project			Original Estimate:	62.500.000,00
				Amortization Period (months):	186

Project Environmental and Social Impact Category	Reformulation	Validation
Project Environmental and Social Impact Category: None	() Was the objective(s) of this project reformulated?	Validated by Division Chief: 27-abr-2012 Validated by Country Representative: 30-abr-2012



Accumulated Progress as of 2011



Outcomes

Outcome:	Component 1: Increased equity of education services to all children achieved
Comments:	Correlation with Country Strategies: Strategic objective: Increase human capital by improving and/or providing access to early childhood services. Indicator: Early childhood service providers meeting country's standards.

Indicator	Unit of Measure	Baseline	Baseline Year		2010	2011	2012	2013	End of project
Gross enrollment rate in Early Childhood Care and Education (ECCE) centers.	%	86.90	2009	P A	88.40	91.30	94.00	94.00	94.00
Students benefitted from constrution of new ECCE centers.	Students		2009	P A	500.00			2,725.00	2.725,00

Outcome:	Component 2: Quality of primary education improved
Comments:	Correlation with Country Strategies: Strategic objective: Increase human capital by improving and/or providing access to early childhood services. Indicator: Early childhood service providers meeting country's standards.

Indicator	Unit of Measure	Baseline	Baseline Year		2010	2011	2012	2013	End of project
Children receiving Spanish instruction in primary schools	%		2009	P A	3.00			8.00	8.00
Teachers in 60 selected primary schools apply new teaching and assessment methods	%		2009	P A	33.00			80.00	80.00
Students benefitted from a revised curriculum.	Students		2009	P A				10,000.00	10.000,00

Outcome:	Component 3: Management of Education Sector Improved
Comments:	Correlation with Country Strategies: Strategic objective: Increase human capital by improving and/or providing access to early childhood services. Indicator: Early childhood service providers meeting country's standards. Strategic objective: Strengthening of Country Procurement Systems Indicator: All Executing Agencies with projects in execution manage procurement activities through SEPA.

Indicator	Unit of Measure	Baseline	Baseline Year		2010	2011	2012	2013	End of project
Educational Planning Division transitions to function according to new plan	#		2009	P A				1.00	1.00

Outcome:	Component 1: Increased quality of education services to all children achieved.
Comments:	Correlates with country strategy: Strategic objective: increase human capital by improving and/or providing access to early childhood services. Inidicator: early childhood service providers meet country's standards.

Indicator	Unit of Measure	Baseline	Baseline Year		2010	2011	2012	2013	End of project
Children with special needs in all demonstration schools with an Individualized Education Plan.	%	5.00	2009	P A	10.00	10.00	10.00	100.00	100.00

PROGRESS MONITORING REPORT

TT-L1005 - Support for a Seamless Education System Program
2011 2nd period with closure up to (31-Mar-2012)

Inter-American Development Bank - IDB

Office of Strategic Planning and Development Effectiveness

Last Update: 27/04/2012

Outcome:	Component 2: Relevance of primary education improved.
Comments:	Correlation with Country Strategies: Strategic objective: Increase human capital by improving and/or providing access to early childhood services. Indicator: Early childhood service providers meeting country's standards.

Indicator	Unit of Measure	Baseline	Baseline Year		2010	2011	2012	2013	End of project
Selected primary schools utilize revised curriculum and instructional materials.	%		2009	P A				100.00	100,00

Outputs: Annual Physical and Financial Progress 2011

Description	Unit of Measure	Physical				Financial			
		Planned	Actual	Accumulated units	EOP units	Planned	Actual	Accumulated costs	EOP costs
Component 1: Increased Equity and quality of education services to all children									
Early Childhood Care and Education (ECCE) centres built and equipped and operational in targeted areas.	school				50,00	8.500.000,00			38.107.300,00
Capacity building completed in 50 ECCE centres	center				50,00				1.027.690,00
Schools upgraded (8 ECCE and 8 primary schools) for inclusive education	school				16,00				2.231.250,00
Staff trained in 16 demonstration schools	school				16,00				3.479.488,00
Component 2: Improved quality and relevance of primary education									
Primary Curriculum in 7 subject areas revised and taught in 60 selected schools to be implemented by grade (phased approach).	grade				5,00	300.000,00			4.150.513,00
60 selected primary schools have trained teachers in Spanish	school				60,00				2.072.300,00
Teachers in 60 selected primary schools are trained in revised assessment methods as required by the revised curriculum.	Teachers				600,00				1.769.057,00
Component 3: Improved Sector Management									
Staff from the Educational Planning, Communication, Human Resources and ECCE Divisions trained.	Division				4,00	300.000,00			1.249.086,00
New teachers licensed under the new registration and licensing system.	teachers				80,00				1.283.893,00
Management Information System designed and partially implemented	IT system				1,00				788.530,00
Midterm and final evaluation completed	report				2,00				1.785.000,00
Component 4: Social Marketing Campaign									
Marketing Campaign for ECCE and Inclusive Education completed.	Report				3,00	120.000,00			1.252.000,00
TOTAL						9.220.000,00			59.196.107,00