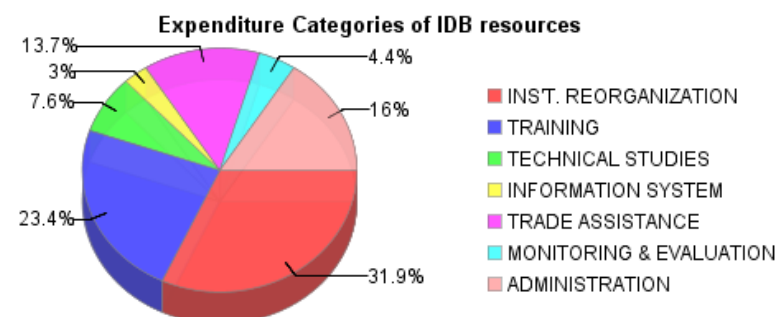
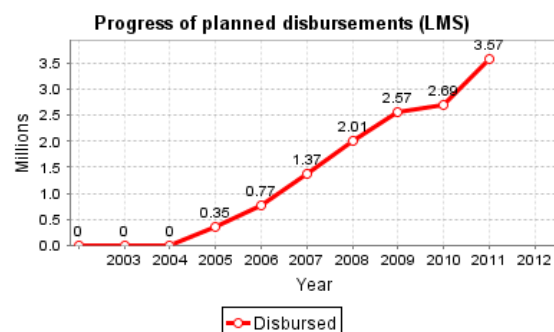
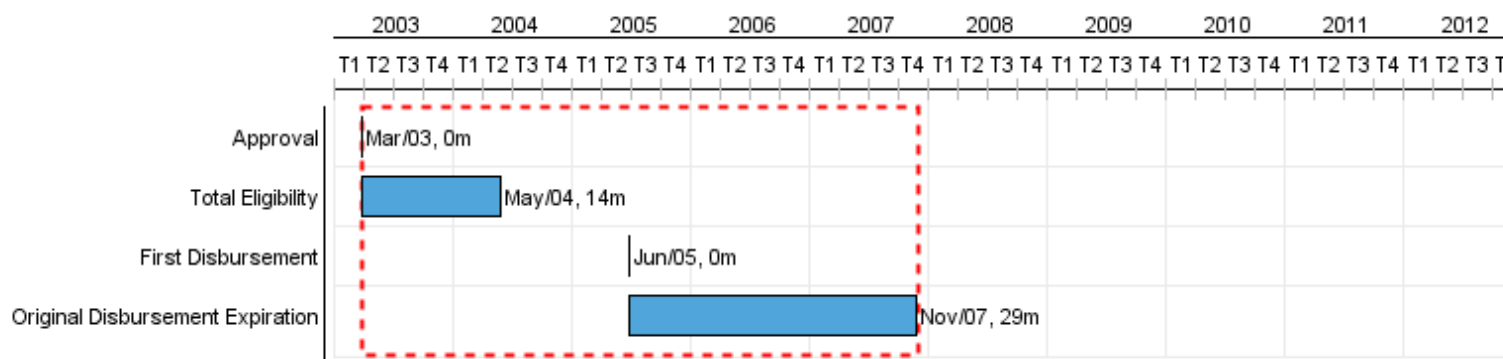


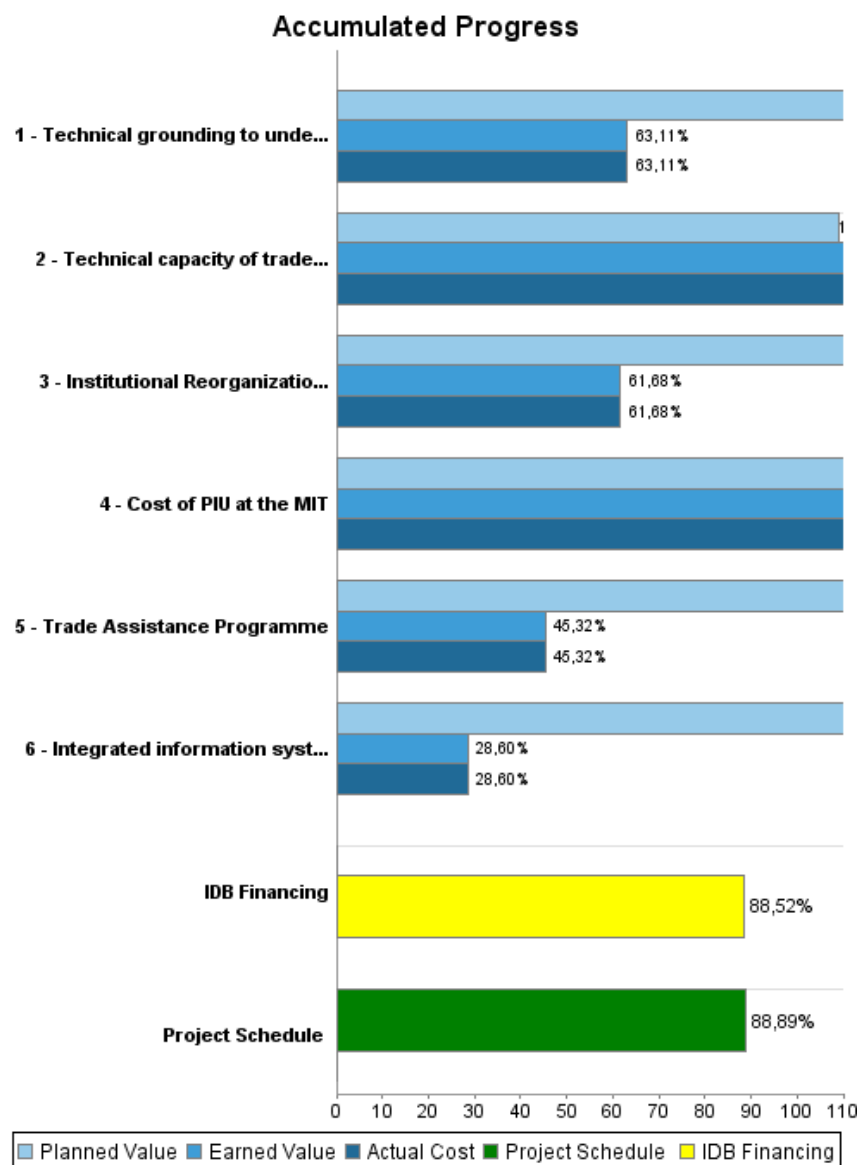
## Summary Report

Basic Data		Available Funds (US\$)		Total Cost and Source	
Executing Agency (EA):	MINISTRY OF TRADE AND INDUSTRY				
Sector:	TRADE-TRADE ADJUSTMENT ASSISTANCE				
Loan Number(s):	1454/OC-TT	Current Approved Amount:	4.035.935,11	Original IDB:	5.000.000,00
Stage:	Approved	Disbursed Amount to Date:	3.572.594,51	Current IDB:	4.035.935,11
Operation Type:	INV - Investment	% Disbursed:	88,52	Pari-passu:	70,00
Related Operation(s):		Balance:	463.340,60	Co-Financing/Country:	2.100.000,00
Operation Subtype:	SEF - Sector Facility			Original Estimate:	7.100.000,00
				Amortization Period (months):	180

Project Environmental and Social Impact Category	Reformulation	Validation
Project Environmental and Social Impact Category: B13(R)	( ) Was the objective(s) of this project reformulated?	Validated by Division Chief: 26-abr-2012 Validated by Country Representative: 30-abr-2012



## Accumulated Progress as of 2011



## Outcomes

<b>Outcome:</b>	Trinidad and Tobago technical and institutional capacity to formulate trade policy and negotiate and implement trade agreements strengthened.
<b>Suppositions:</b>	Coordination with CARICOM is fluid, Macro conditions are stable

Indicator	Unit of Measure	Baseline	Baseline Year		2009	End of project
Tariff barriers faced by exports	US\$	3.00	2004	P	1.00	1,60
				A	1.50	
Personnel with competencies in trade disciplines trained to analyse and provide solution options for a range of policy issues	Officials		2004	P	3.00	75,00
				A	75.00	
Trinidad and Tobago trade policy approved	Document		2004	P	1.00	1,00
				A	1.00	
Database of goods and services established	Database		2004	P	1.00	1,00
				A	1.00	

<b>Outcome:</b>	Export ability enhanced
<b>Suppositions:</b>	Exchange rate is not overvalued. Market access is enhanced

Indicator	Unit of Measure	Baseline	Baseline Year		2009	End of project
Exports	US\$ Millions	5,000.00	2004	P		12.000,00
				A	12,000.00	

## Outputs: Annual Physical and Financial Progress 2011

Description	Unit of Measure	Physical				Financial			
		Planned	Actual	Accumulated units	EOP units	Planned	Actual	Accumulated costs	EOP costs
<b>Institutional Reorganization and Strengthening</b>									
Institutional Reorganization and Strengthening						465.000,00	596.894,00		1.071.478,00
<b>Technical capacity of trade related staff in public institutions is improved and strengthened</b>									
Technical capacity of trade related staff in public institutions is improved and strengthened						50.000,00	6.879,00		554.160,00
<b>Technical grounding to underpin trade policy on priority matters in place.</b>									
Technical grounding to underpin trade policy on priority matters in place.						100.000,00	42.458,00		100.000,00
<b>Integrated information system for the trade sector operational</b>									
Integrated information system for the trade sector operational							87.375,00		738.071,00
<b>Trade Assistance Programme</b>									
Trade Assistance Programme						550.000,00			420.472,00
<b>Administration</b>									
Cost of PIU at the MIT	US\$					68.333,00	52.784,00		134.988,00
<b>TOTAL</b>						<b>1.233.333,00</b>	<b>786.390,00</b>		<b>3.019.169,00</b>