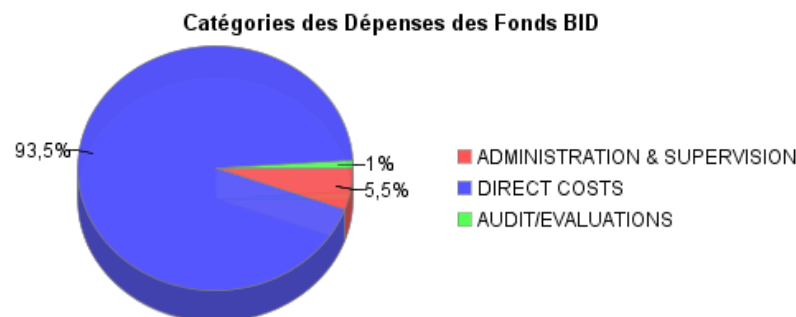
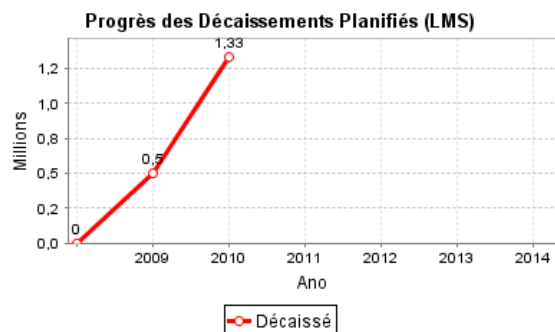
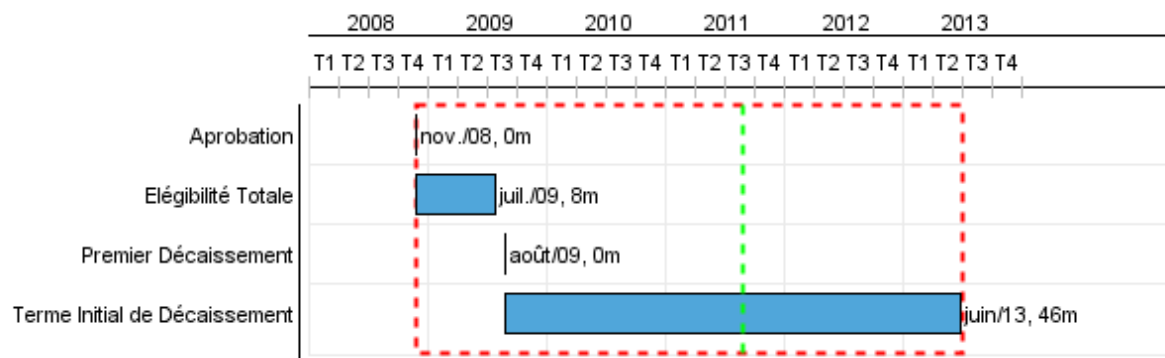


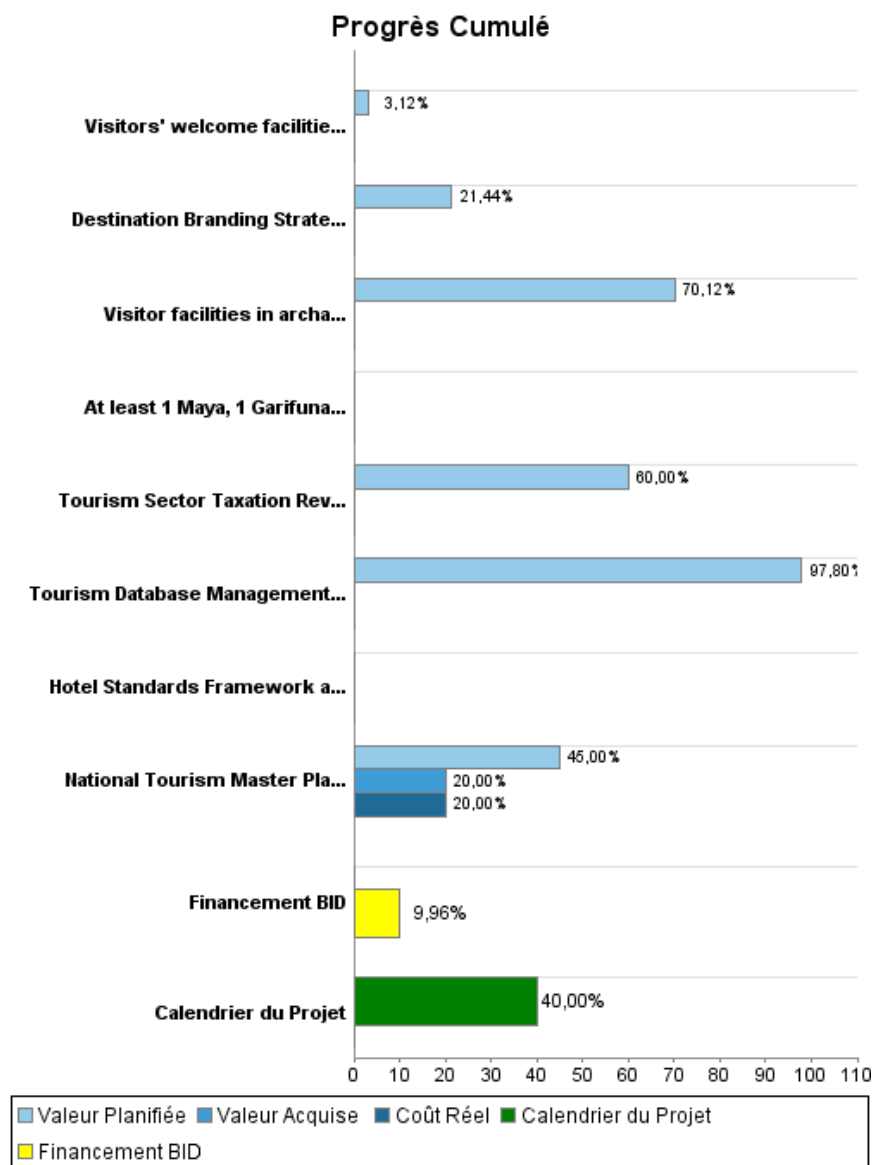
Rapport Résumé

Données Générales		Fonds Disponibles (US\$)	Coût Total et Source de Financement
Agence d' Exécution (EA):	MINISTRY OF TOURISM		
Secteur:	TOURISM-ECOTURISM		
Numéro(s) de Prêt(s):	2060/OC-BL	Montant Courant Approuvé:	13.322.000,00
Étape:	Approved	Montant Décaissé à ce Jour:	1.327.211,07
Type d' Opération:	INV - Investissement	% Décaissé:	9,96
Opération(s) Connexe(s):	BL-P1024	Solde:	11.994.788,93
Sous-Type de l'Opération:	ESP - Specific Investment Operation		
		Initial BID:	13.322.000,00
		Courant BID:	13.322.000,00
		Pari Passu:	89,40
		Cofinancement/Pays:	1.360.000,00
		Estimation Initiale:	14.682.000,00
		Période d'Amortissement (mois):	246

Catégorie d'Impact Environnemental et Social du Projet	Reformulation	Validation
Catégorie d'Impact Environnemental et Social du Projet: B	() Les objectifs du projet ont-ils été reformulés?	Validé par le Chef de Division: Apr 20, 2011 Validé par le Représentant: Apr 20, 2011



Progrès Cumulé à 2010



Résultats

Résultat:	Overnight tourism market increased
Suposições:	1- No major disruptions in the originating markets (US, Europe, Canada) 2- Annual visitation patterns are not affected by a major hurricane 3- Government continues to give high priority to the sector in its national agenda, assuring the sustainability of the activities
Observações:	1- Due to 2008/2009 global financial turmoil, planned outcomes will be review with BTB during the Administration Mission

Indicateur	Unité de Mesure	Ligne de Base	Année Ligne de Base		2008	Fin du Projet
Average visitor expenditures per day in San Ignacio / Cayo	Us\$	136,00	2007	P	119,44	167,00
				A	119,44	
Average visitor expenditures per day in Ambergris Caye	Us\$	170,00	2007	P	170,00	209,00
				A	170,00	
Average visitor expenditures per day in Placencia	Us\$	161,00	2007	P	163,00	198,00
				A	163,00	
Average visitor expenditures per day in Belize City / District	Us\$	167,00	2007	P	157,00	205,00
				A	157,00	

Produites: Progrès Physique et Financier Annuel 2010

Description	Unité de Mesure	Physique				Financier			
		Planifié	Réel	Unités Cumulées	Unités FDP	Planifié	Réel	Coûts Cumulées	Coûts FDP
Investments in overnight tourism destinations									
Visitors' welcome facilities in Placencia improved (new municipal pier and plaza)	Improved facility				1,00	486.366,00	114.165,00		1.406.350,00
Visitors' welcome facilities in Cayo District improved (Welcome Center)	Improved facility				1,00	387.500,00	81.240,00		1.250.000,00
Visitor facilities in archaeological sites of Xunantunich, ATM and Cahal Pech improved	Improved facilities				3,00	342.900,00			489.000,00
Visitors' welcome facilities in San Pedro town improved (Sunset Boardwalk and Water Taxi Terminal)	Improved facility				1,00	350.000,00	108.563,00		3.850.000,00
Visitors' welcome facilities in the Bacalar Chico National Park / Marine Reserve improved	Improved facility				100,00	25.000,00			800.000,00
Visitors' welcome facilities in Belize City improved (Fort Point Pedestrian Walk)	Improved facility				100,00	560.000,00	99.750,00		2.910.000,00
Institutional strengthening and capacity building for policy, destination planning and management									
National Tourism Master Plan completed	Plan				1,00	231.384,00	102.838,00		514.187,00
Destination Branding Strategy completed	Strategy				1,00	21.500,00			100.300,00
Tourism Sector Taxation Review Study completed	Study	1,00			1,00	30.000,00			50.000,00
Tourism Database Management System designed and installed	Database				1,00	143.000,00			146.216,00
Hotel Standards Framework and Hotel Classification System designed and endorsed by Ministry of Tourism and BTB	System				1,00				83.000,00
At least 1 Maya, 1 Garifuna and 1 Creole cultural tourism business integrated into a tour itinerary	Cultural tourism business				3,00				431.000,00
Administration, evaluation, audit									
TOTAL						2.577.650,00	506.556,00		12.030.053,00