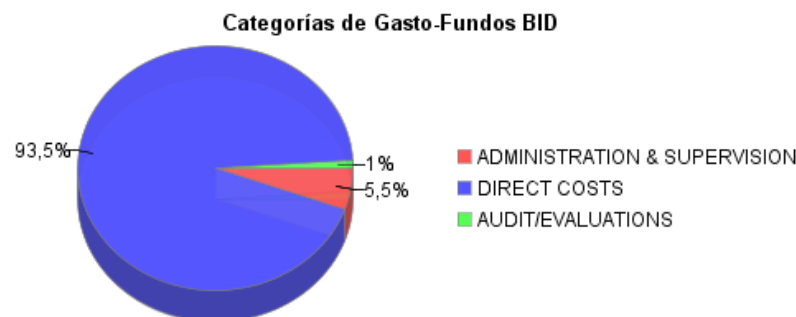
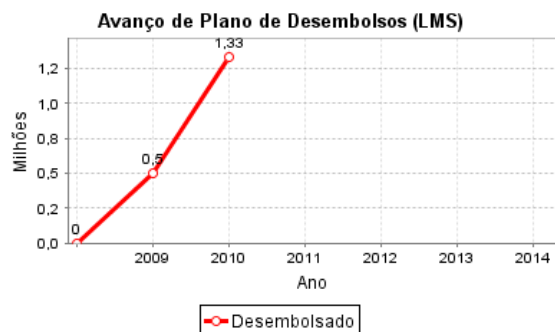
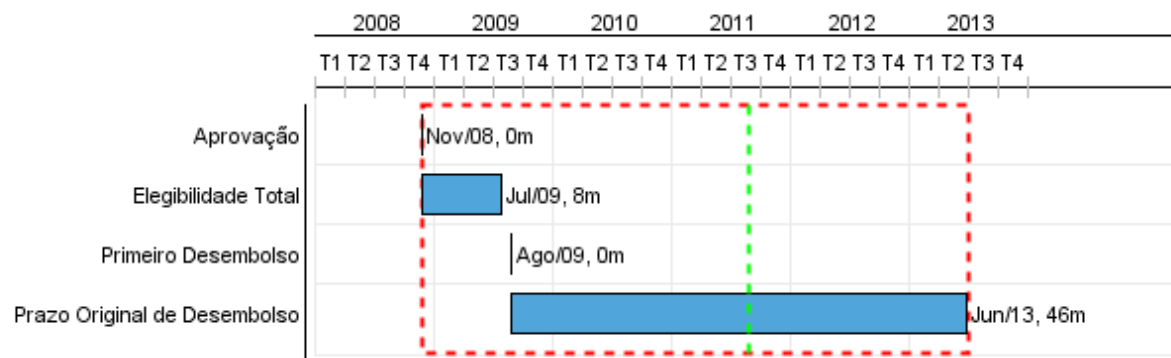


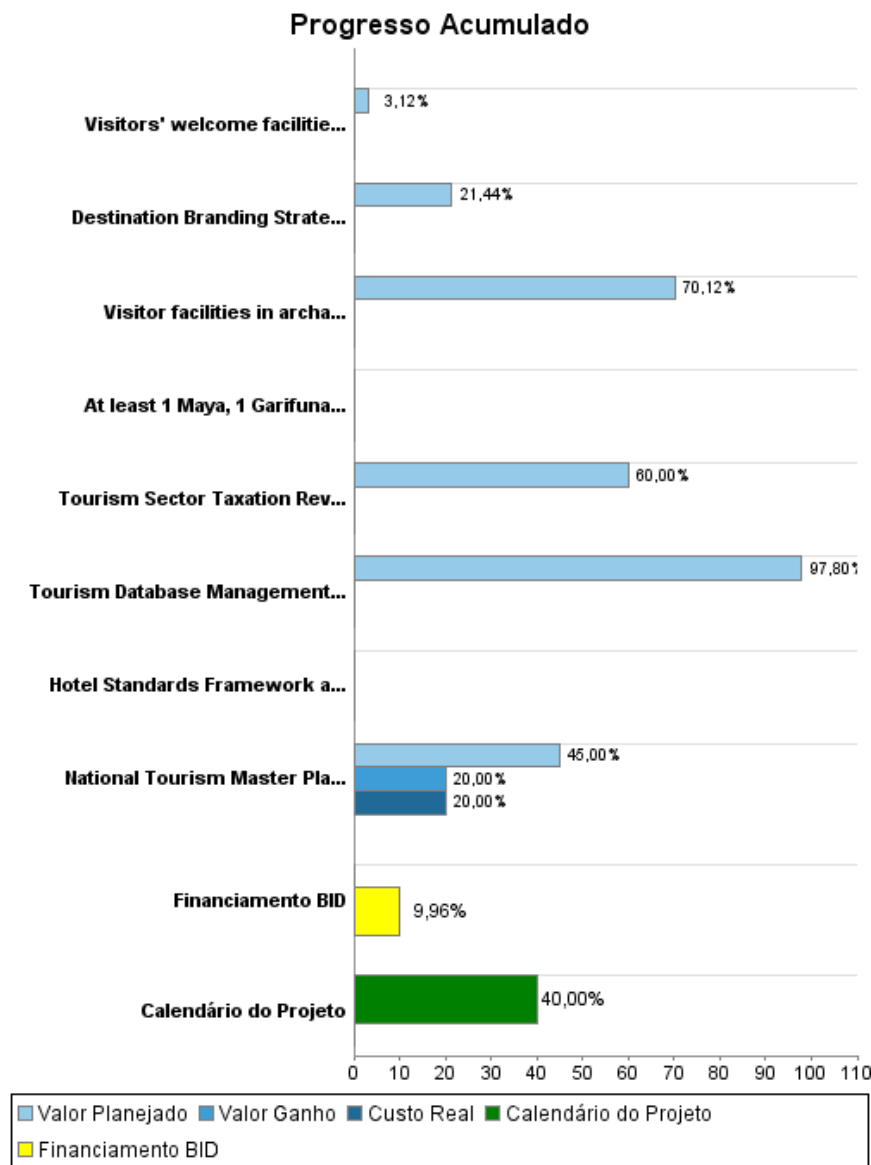
Relatório Resumido

Dados Gerais		Fundos Disponíveis (US\$)		Custo Total e Fonte	
Executor:	MINISTRY OF TOURISM				
Sector:	TOURISM-ECOTURISM				
Número da Operação:	2060/OC-BL	Atual:	13.322.000,00	Original BID:	13.322.000,00
Estágio:	Approved	Desembolsado:	1.327.211,07	Corrente BID:	13.322.000,00
Tipo Operação:	INV - Investimento	% Desembolsado:	9,96	Pari-passu:	89,40
Operação Relacionada:	BL-P1024	Saldo:	11.994.788,93	Cofinanciamento/País:	1.360.000,00
Subtipo de Operação:	ESP - Specific Investment Operation			Original Estimado:	14.682.000,00
				Período de Amortização (meses):	246

Categoria do impacto social	Reformulação	Validação
Categoria do impacto social:	B () Os objetivos do projeto foram reformulados?	Validado pelo Chefe de Divisão: Apr 20, 2011 Validado pelo Representante do País: Apr 20, 2011



Progresso Acumulado até 2010



Resultados

Resultado:	Overnight tourism market increased
Suposições:	1- No major disruptions in the originating markets (US, Europe, Canada) 2- Annual visitation patterns are not affected by a major hurricane 3- Government continues to give high priority to the sector in its national agenda, assuring the sustainability of the activities
Observações:	1- Due to 2008/2009 global financial turmoil, planned outcomes will be review with BTB during the Administration Mission

Indicador	Unidade Medida	Linha Base	Ano Linha Base		2008	Final do Projeto
Average visitor expenditures per day in San Ignacio / Cayo	Us\$	136,00	2007	P	119,44	167,00
				A	119,44	
Average visitor expenditures per day in Ambergris Caye	Us\$	170,00	2007	P	170,00	209,00
				A	170,00	
Average visitor expenditures per day in Placencia	Us\$	161,00	2007	P	163,00	198,00
				A	163,00	
Average visitor expenditures per day in Belize City / District	Us\$	167,00	2007	P	157,00	205,00
				A	157,00	

Produtos: Progresso Físico e Financeiro Anual 2010

Descrição	Unidade de medida	Físico				Financeiro			
		Planejado	Atual	Unidades Acumuladas	Unidades FDP	Planejado	Atual	Custos Acumulados	Custos FDP
Investments in overnight tourism destinations									
Visitors' welcome facilities in Placencia improved (new municipal pier and plaza)	Improved facility				1,00	486.366,00	114.165,00		1.406.350,00
Visitors' welcome facilities in Cayo District improved (Welcome Center)	Improved facility				1,00	387.500,00	81.240,00		1.250.000,00
Visitor facilities in archaeological sites of Xunantunich, ATM and Cahal Pech improved	Improved facilities				3,00	342.900,00			489.000,00
Visitors' welcome facilities in San Pedro town improved (Sunset Boardwalk and Water Taxi Terminal)	Improved facility				1,00	350.000,00	108.563,00		3.850.000,00
Visitors' welcome facilities in the Bacalar Chico National Park / Marine Reserve improved	Improved facility				100,00	25.000,00			800.000,00
Visitors' welcome facilities in Belize City improved (Fort Point Pedestrian Walk)	Improved facility				100,00	560.000,00	99.750,00		2.910.000,00
Institutional strengthening and capacity building for policy, destination planning and management									
National Tourism Master Plan completed	Plan				1,00	231.384,00	102.838,00		514.187,00
Destination Branding Strategy completed	Strategy				1,00	21.500,00			100.300,00
Tourism Sector Taxation Review Study completed	Study	1,00			1,00	30.000,00			50.000,00
Tourism Database Management System designed and installed	Database				1,00	143.000,00			146.216,00
Hotel Standards Framework and Hotel Classification System designed and endorsed by Ministry of Tourism and BTB	System				1,00				83.000,00
At least 1 Maya, 1 Garifuna and 1 Creole cultural tourism business integrated into a tour itinerary	Cultural tourism business				3,00				431.000,00
Administration, evaluation, audit									
TOTAL						2.577.650,00	506.556,00		12.030.053,00