

Relatório Resumido

Dados Gerais

Executor:	MINISTRY OF EDUCATION AND CULTURE
Sector:	EDUCATION-VOCATIONAL & TECHNICAL EDUCATION
Número da Operação:	2039/OC-JA
Estágio:	Approved
Tipo Operação:	INV - Investimento
Operação Relacionada:	RG-T1563
Subtipo de Operação:	ESP - Specific Investment Operation

Fundos Disponíveis (US\$)

Atual:	11.000.000,00
Desembolsado:	5.824.123,17
% Desembolsado:	52,95
Saldo:	5.175.876,83

Custo Total e Fonte

Original BID:	11.000.000,00
Corrente BID:	11.000.000,00
Pari-passu:	100,00
Cofinanciamento/País:	
Original Estimado:	11.000.000,00
Período de Amortização (meses):	240

Categoria do impacto social

Categoria do impacto social:

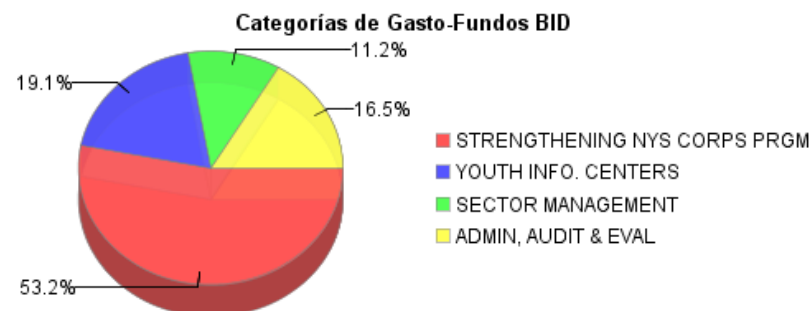
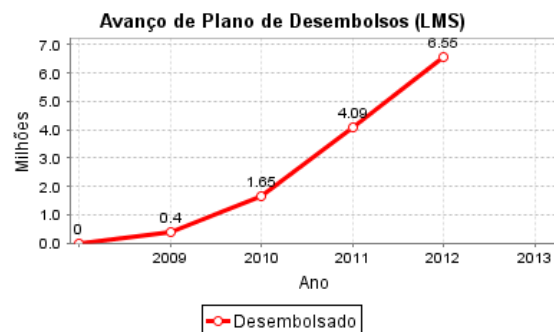
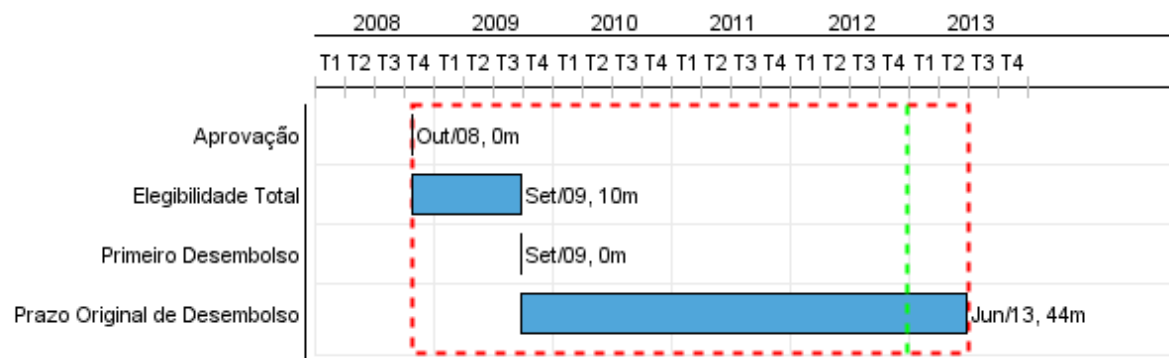
Nenhum

Reformulação

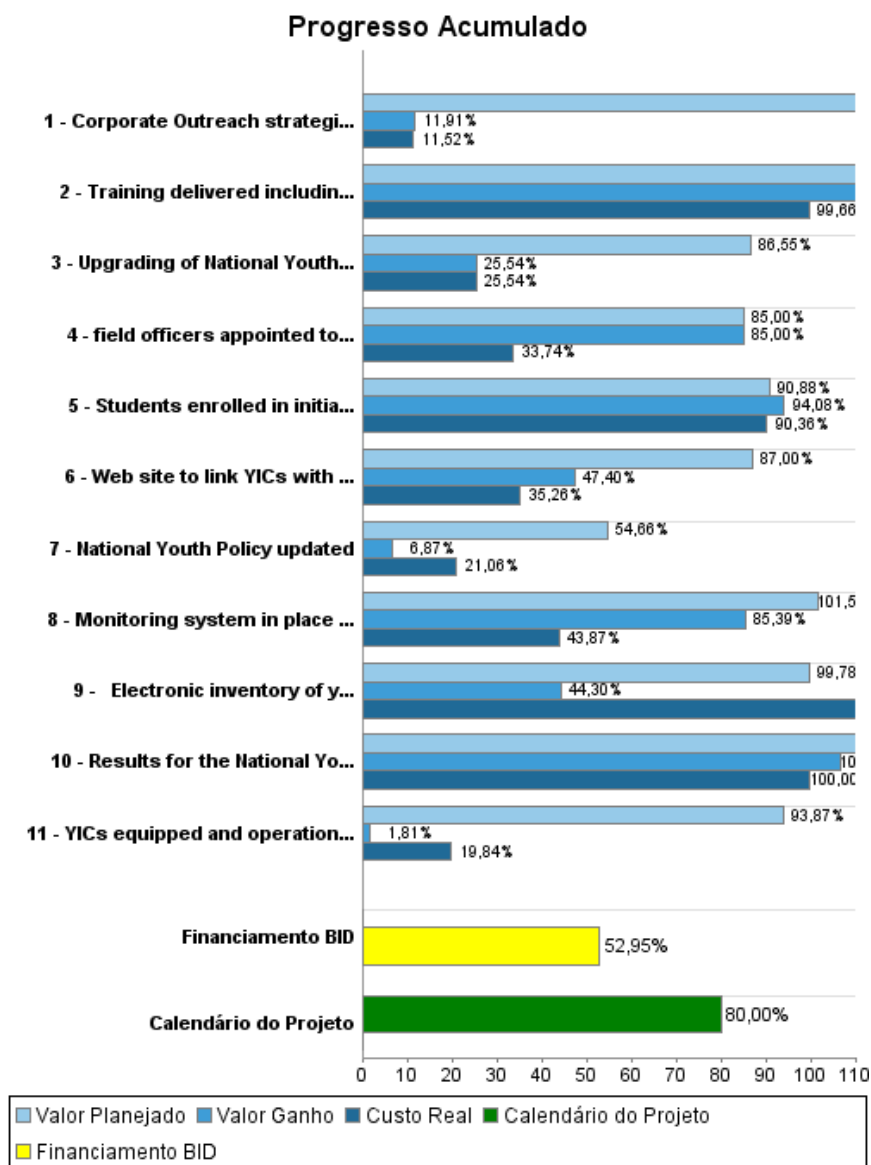
() Os objetivos do projeto foram reformulados?

Validação

Validado pelo Chefe de Divisão: 04-oct-2012
Validado pelo Representante do País: 07-oct-2012



Progresso Acumulado até 2012



Resultados

Resultado: Articulation among Youth programs improved

Resultado: Youth with access to information provided by Youth Information Centers (YICs) increased.

Indicador	Unidade Medida	Linha Base	Ano Linha Base		2010	2011	2012	2013	Final do Projeto
Youth with access to Youth Information Centers	youth	6,000.00	2008	P A			3,000.00	3,500.00	13,500.00

Resultado: Unattached youth that are channelled via the Youth Information Centers into training or job opportunities increased.

Indicador	Unidade Medida	Linha Base	Ano Linha Base		2010	2011	2012	2013	Final do Projeto
Youth referred to other services	%	40.00	2008	P A		40.00 66.00	45.00	60.00	60.00

Resultado: National Youth Service and Career Advancement Program offerings are aligned with employer demands.

Resultado: Youths are participating in supervision and mentoring programs during on the job training.

Indicador	Unidade Medida	Linha Base	Ano Linha Base		2010	2011	2012	2013	Final do Projeto
placement firms that have mentoring programs in place	%		2008	P A			10.00	20.00	20.00
benefited youth placed in internships in the private sector	%	10.00	2008	P A				20.00	20.00

Resultado: delete

Resultado: delete

Produtos: Progresso Físico e Financeiro Anual 2012

Descrição	Unidade de medida	Físico				Financeiro			
		Planejado	Atual	Unidades Acumuladas	Unidades FDP	Planejado	Atual	Custos Acumulados	Custos FDP
Quality improvement and strengthening of Youth Development Programs									
Corporate Outreach strategies for alignment of programs with employers needs and demands completed (corporate outreach; supervision and mentoring, curricular review).	strategies	1,00			3,00	450.000,00	13.920,00		900.000,00
Upgrading of National Youth Service offices completed	offices upgraded				13,00	1.108.000,00	394.917,00		2.008.000,00
Students enrolled in initiatives for youths with low levels of literacy and numeracy.	Students	1.500,00	1.442,00		1.500,00	550.000,00	668.543,00		1.507.470,00
Monitoring system in place to ensure data collection on all Career Advancement Program (CAP) and National Youth Service participants. The original system is to be improved yearly (Institutional Strenthening)	Systems	1,00			1,00	20.000,00	54.053,00		433.300,00
field officers appointed to National Youth Service.	field officers	7,00	7,00		7,00	350.000,00	140.990,00		1.000.000,00
Youth Information Centers (YIC)									
YICs equipped and operational (construction and equipment)	YICS	2,00			5,00	850.000,00	291.194,00		1.832.317,00
Web site to link YICs with labour market information systems developed.	web site		1,00		1,00	100.000,00	27.847,00		263.213,00
Sector Management									
Results for the National Youth Survey available.	Report		1,00		1,00				459.000,00
National Youth Policy updated	Policy	1,00			1,00	200.000,00	70.109,00		494.000,00
Electronic inventory of youth service providers available to improve articulation	Inventory				1,00		38.573,00		142.000,00
Training delivered including workshops held with relevant stakeholders to improve coordination (no cost since workshops fall under consultancies)	training sessions	2,00	2,00		10,00				64.000,00
Administration, audit and evaluation									
Consultants for technical Support NYS in place	N/A					150.000,00	58.846,00		423.460,00
Consultants for technical Support NCYD in place	N/A					130.000,00	95.066,00		439.900,00
Consultants for technical Support MOE in place	N/A					300.000,00	201.964,00		892.340,00
Contingencies									
Contingencies	N/A								141.000,00
TOTAL						4.208.000,00	2.056.022,00		11.000.000,00