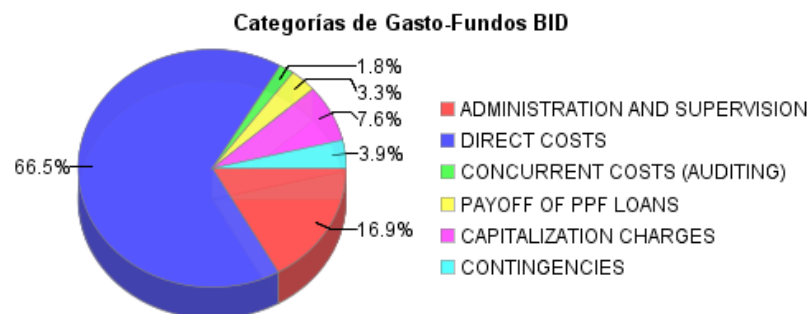
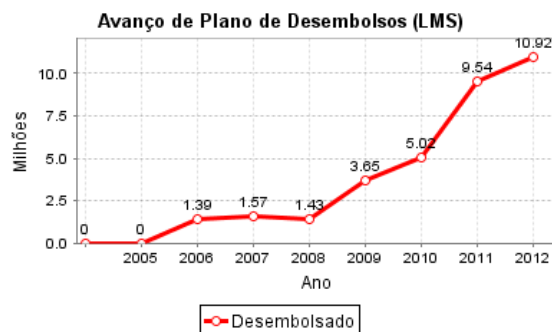
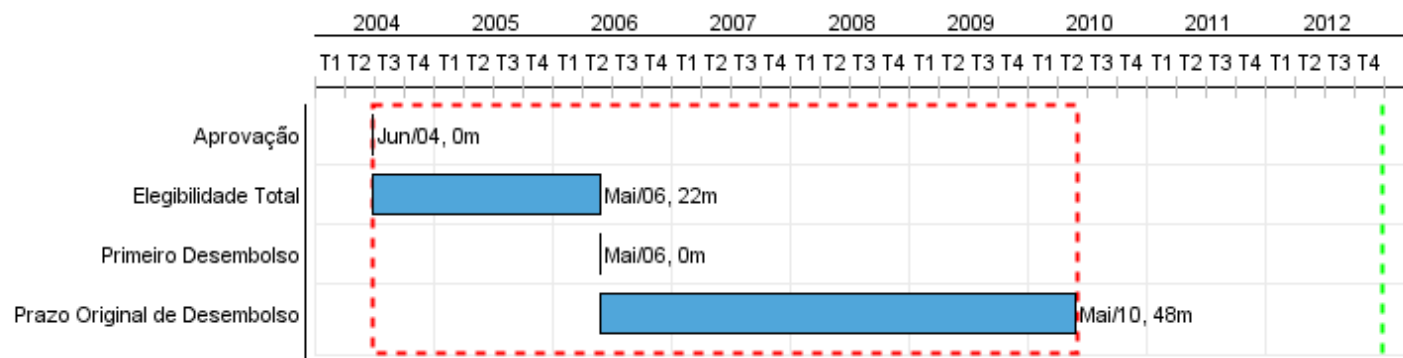


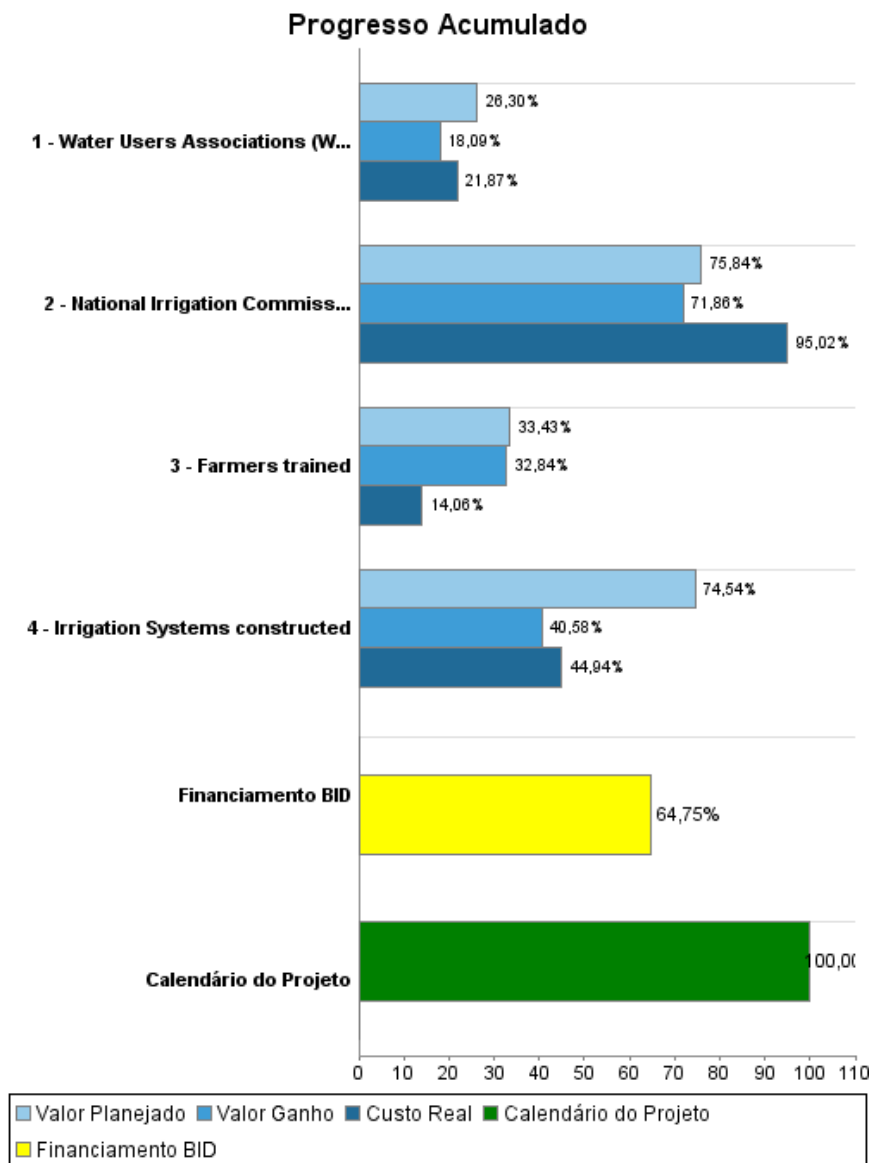
## Relatório Resumido

Dados Gerais	Fundos Disponíveis (US\$)	Custo Total e Fonte
Executor: NATIONAL IRRIGATION COMMISSION LIMITED		
Sector: AGRICULTURE AND RURAL DEVELOPMENT-IRRIGATION AND DRAINAGE		
Número da Operação: 1562/OC-JA	Atual: 16.800.000,00	Original BID: 16.800.000,00
Estágio: Approved	Desembolsado: 10.877.372,89	Corrente BID: 16.800.000,00
Tipo Operação: INV - Investimento	% Desembolsado: 64,75	Pari-passu: 80,00
Operação Relacionada:	Saldo: 5.922.627,11	Cofinanciamento/País: 4.200.000,00
Subtipo de Operação: ESP - Specific Investment Operation		Original Estimado: 21.000.000,00
		Período de Amortização (meses): 174

Categoria do impacto social	Reformulação	Validação
Categoria do impacto social: B(R)	( ) Os objetivos do projeto foram reformulados?	Validado pelo Chefe de Divisão: 11-oct-2012 Validado pelo Representante do País: 12-oct-2012



## Progresso Acumulado até 2012



## Resultados

**Resultado:** National agricultural area improved

Indicador	Unidade Medida	Linha Base	Ano Linha Base		2009	2011	Final do Projeto
Agriculture area under irrigation increased (e.g. thyme, escallion, sweet pepper, tomatoes, cucumber, broccoli, mango and watermelon)	Hectares		2003	P A		1,700.00	1,700.00
Vegetable production increased	Ton/Ha	18.00	2003	P A		22.00	22.00
Condiments production increased	Ton/Ha	20.00	2003	P A		25.00	25.00
Cucurbit production increased	Ton/Ha	18.00	2003	P A		30.00	30.00
Cropping intensity in Yallahs increased	Hectares	1.70	2003	P A		2.70	2.70
Cropping intensity in New Forest increased	Hectares	1.10	2003	P A		1.80	1.80
Yallahs farmers net income increased	US/Ha	7,000.00	2003	P A		12,000.00	12,000.00
Colbeck farmers net income increased	US/Ha	11,000.00	2003	P A		13,000.00	13,000.00
New Forest farmers net income increased	US/Ha	10,000.00	2003	P A		14,000.00	14,000.00

## Produtos: Progresso Físico e Financeiro Anual 2012

Descrição	Unidade de medida	Físico				Financeiro			
		Planejado	Atual	Unidades Acumuladas	Unidades FDP	Planejado	Atual	Custos Acumulados	Custos FDP
<b>Promotion of Water Users Associations (WUA)</b>									
Water Users Associations (WUA) promoted	WUA				5,00				1.378.100,00
<b>Training and Technical Assistance to Farmers</b>									
Farmers trained	Farmers				1.000,00				781.500,00
<b>Construction of Irrigation Systems</b>									
Irrigation Systems constructed	Systems				5,00				8.368.200,00
<b>Strengthening of the National Irrigation Commission (NIC)</b>									
National Irrigation Commission Strengthened with instruments in place (MIS, Business Plan, new reorganization)	Instruments				3,00				651.500,00
<b>Administration and Supervision</b>									
Administration	N/A								2.836.800,00
<b>Concurrent Costs</b>									
Auditing	N/A								300.000,00
<b>Contingencies</b>									
Contingencies	N/A								1.198.900,00
<b>Financial Costs</b>									
Interest, Credit fee, Supervision fee	N/A								1.285.000,00
<b>Pay-off PPF</b>									
Pay-off PPF	N/A								549.951,00
<b>TOTAL</b>									<b>17.349.951,00</b>