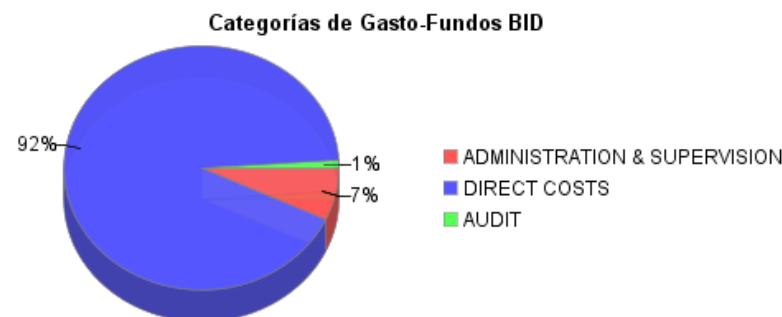
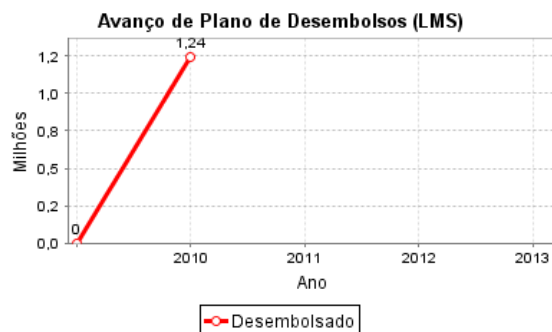
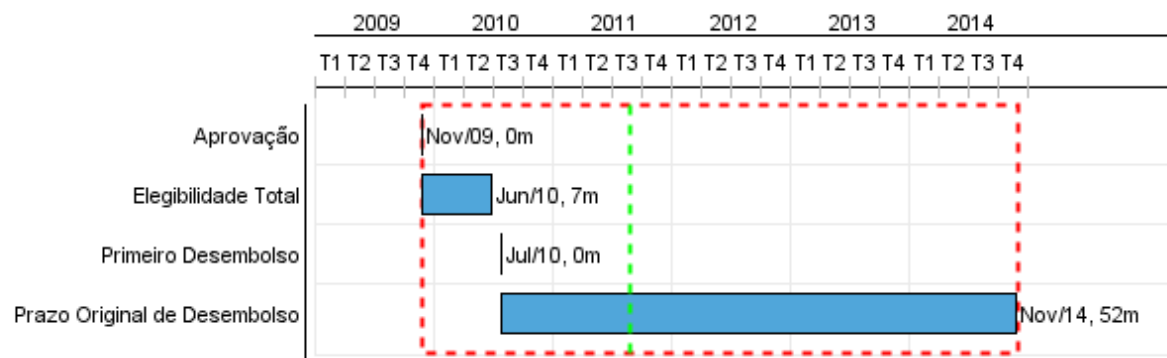


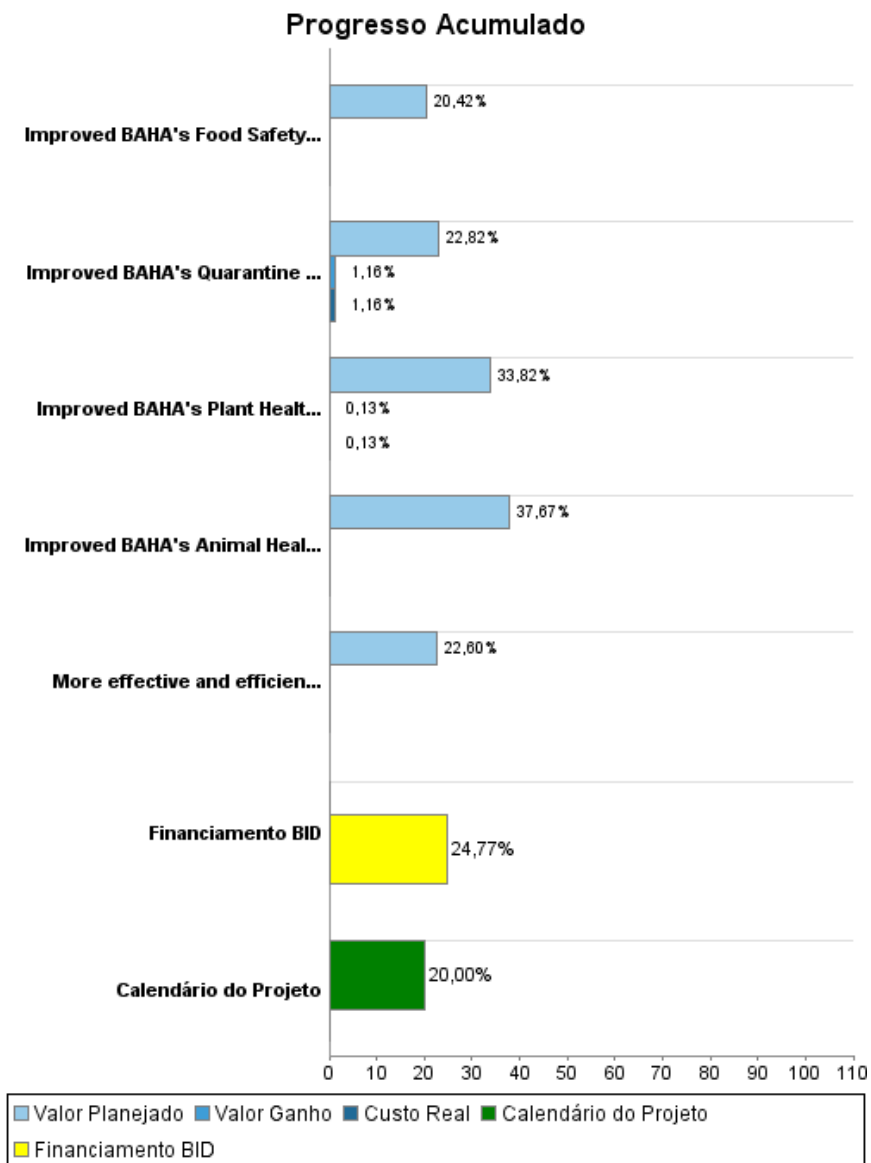
Relatório Resumido

Dados Gerais	Fundos Disponíveis (US\$)	Custo Total e Fonte
Executor: MINISTRY OF AGRICULTURE AND FISHERIES		
Sector: AGRICULTURE AND RURAL DEVELOPMENT-AGRICULTURAL AND ANIMAL HEALTH		
Número da Operação: 2220/OC-BL	Atual: 5.000.000,00	Original BID: 5.000.000,00
Estágio: Approved	Desembolsado: 1.238.681,36	Corrente BID: 5.000.000,00
Tipo Operação: INV - Investimento	% Desembolsado: 24,77	Pari-passu: 100,00
Operação Relacionada: BL-P1024	Saldo: 3.761.318,64	Cofinanciamento/País: 500.000,00
Subtipo de Operação: ESP - Specific Investment Operation		Original Estimado: 5.500.000,00
		Período de Amortização (meses): 234

Categoria do impacto social	Reformulação	Validação
Categoria do impacto social: B	() Os objetivos do projeto foram reformulados?	Validado pelo Chefe de Divisão: Apr 20, 2011 Validado pelo Representante do País: Apr 20, 2011



Progresso Acumulado até 2010



Resultados

Resultado:	Gap in agricultural productivity between Belize and the average of other Central American countries disappeared
Observações:	The system does not allow to establish a correlation with the country strategy.

Indicador	Unidade Medida	Linha Base	Ano Linha Base		2008	2009	2010	2011	2012	Acumulado 2013 - 2015	Final do Projeto
Yield of (product 1) - See ISSUES section	TM/ha	1.000,00	2010	P A							1.500,00
Production costs for (product 2) - See ISSUES section	Us\$/TM	20.000,00	2010	P A							16.000,00

Resultado:	The state of Agricultural Health in Belize is maintained or improved
-------------------	----------------------------------------------------------------------

Indicador	Unidade Medida	Linha Base	Ano Linha Base		2008	2009	2010	2011	2012	Acumulado 2013 - 2015	Final do Projeto
Free status for (i) Medfly (ii) Classical Swine Fever (iii) Foot and Mouth Disease (iv) Avian Influenza maintained	Free status	4,00	2009	P A		4,00	4,00 4,00	4,00	4,00	8,00	4,00
Free status for White Spot Shrimp Disease and Yellow Head in Shrimp and Control status for Bovine Spongiform Encephalopathy recognized	Free status		2009	P A						3,00	3,00
Confiscation of exported agricultural products	Annual confiscations	10,00	2010	P A							2,00
Appearance of new exotic pest / disease in the country	New pest / disease		2010	P A							0,00
Prevalence of Bovine and Canine Rabies	Cases	6,00	2009	P A		6,00	4,00			3,00	3,00
Prevalence of Newcastle disease	Districts with outbreaks	4,00	2008	P A	4,00		4,00			1,00	1,00

Resultado:	Access to export markets is increased
Observações:	The system does not allow to establish a correlation with the country strategy.

Indicador	Unidade Medida	Linha Base	Ano Linha Base		2008	2009	2010	2011	2012	Acumulado 2013 - 2015	Final do Projeto
Phytosanitary and Food Safety exporting protocols maintained for major plant products exports (papaya, bean, corn, lime, orange, concentrate)	Number of protocols	6,00	2009	P A		6,00	2,00			6,00	6,00
Phytosanitary and Food Safety exporting protocols for non-traditional plant products exports	Number of new approved protocols		2009	P A						2,00	2,00
Hazard Analysis Critical Control Point (HACCP certified	4,00	2010	P			4,00	3,00	4,00	6,00	17,00

RELATÓRIO DE MONITOREIO DE PROGRESSO

BL-L1009 - Agricultural Services Program
2010 2º período com encerramento em (31-Mar-2011)

Banco Interamericano de Desenvolvimento - IDB

Escritório de Planejamento Estratégico e Efetividade no Desenvolvimento

Última Atualização do PMR: 20/04/2011

HACCP) certified processing plants (fish, shrimp, poultry, meat, hot pepper) increased	plants			A			4,00				
Requirements by Mexico for the export of cattle fulfilled	Requirements		2010	P				2,00	3,00	8,00	13,00
				A							

Produtos: Progresso Físico e Financeiro Anual 2010

Descrição	Unidade de medida	Físico				Financeiro			
		Planejado	Atual	Unidades Acumuladas	Unidades FDP	Planejado	Atual	Custos Acumulados	Custos FDP
Applied Agricultural Production Innovation									
More effective and efficient Agricultural and Livestock Production Techniques developed	New production techniques				15,00	395.500,00			1.750.000,00
Plant, Animal and Food Safety Risk Management									
Improved BAHA's Plant Health Service	Service operating at 80 % according to the IICA PVS evaluation methodology				1,00	208.000,00	800,00		615.000,00
Improved BAHA's Animal Health Service	Service operating at 70 % according to the OIE PVS evaluation methodology				1,00	304.000,00			807.000,00
Improved BAHA's Food Safety Service	Service operating at 82 % according to the IICA PVS evaluation methodology)				1,00	117.000,00			573.000,00
Improved BAHA's Quarantine Service	Service operating at 74 % according to IICA PVS evaluation methodology				1,00	149.500,00	7.622,00		655.000,00
Administration - Evaluation - Audit - Others									
TOTAL						1.174.000,00	8.422,00		4.400.000,00