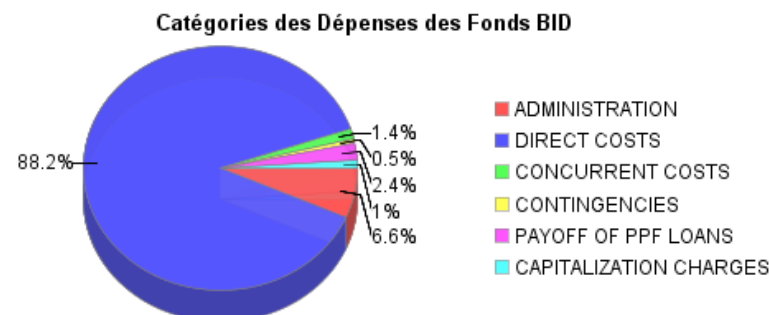
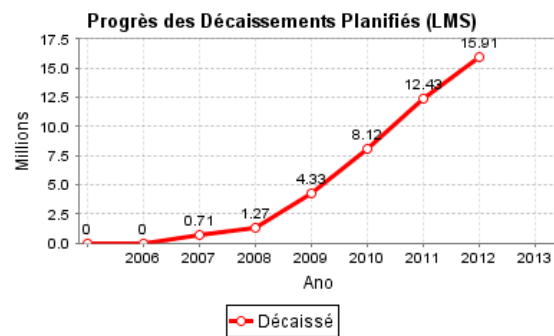
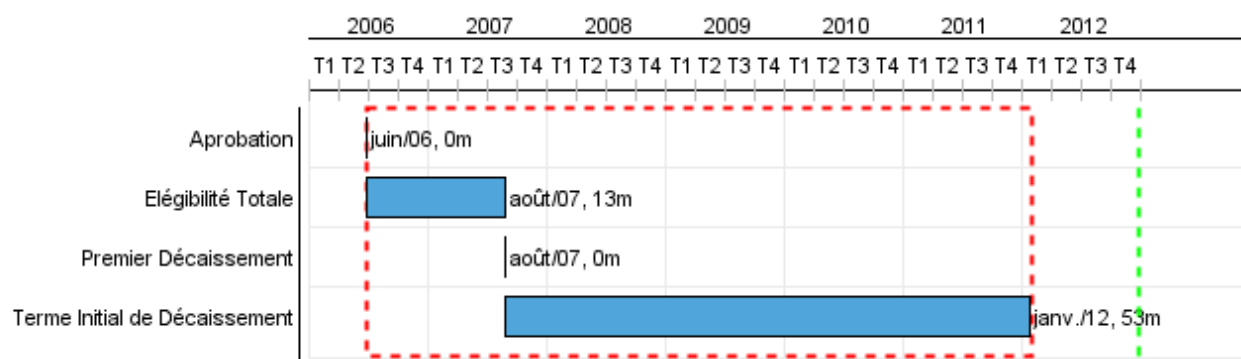


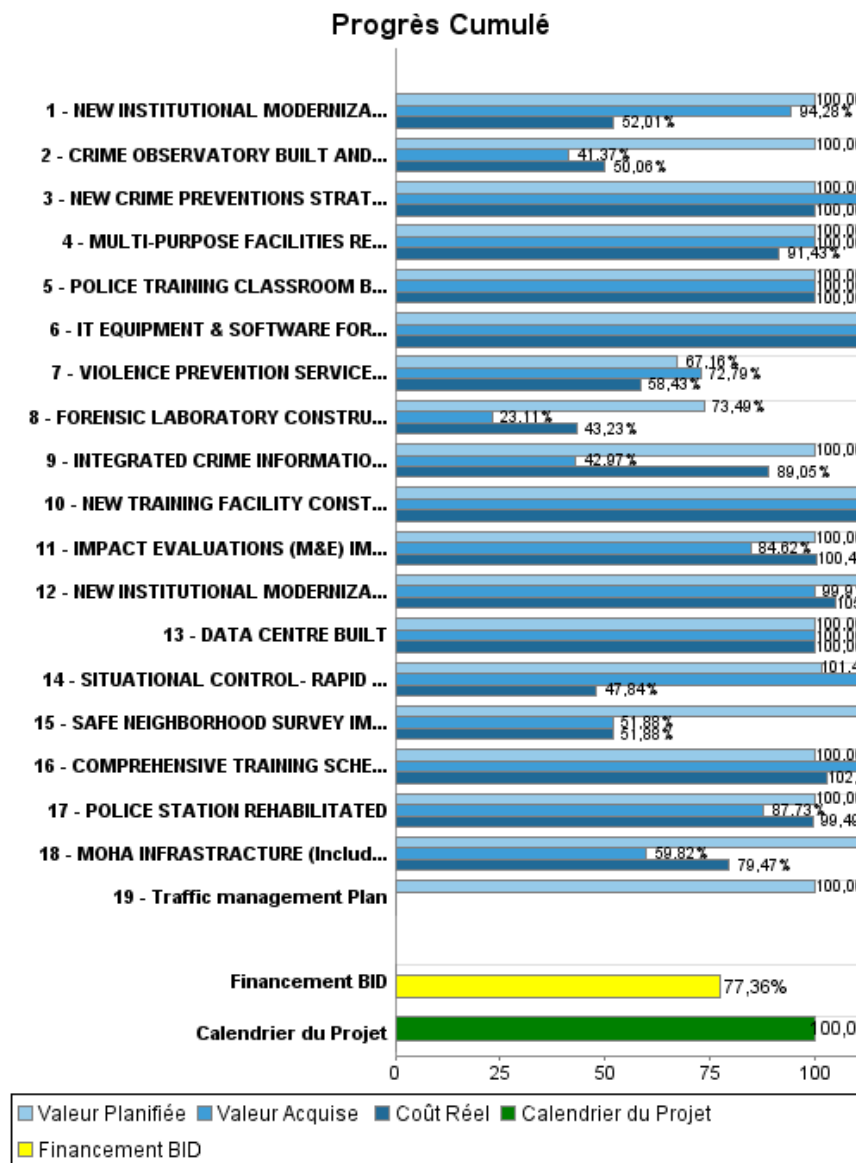
## Rapport Résumé

Données Générales		Fonds Disponibles (US\$)	Coût Total et Source de Financement
Agence d' Exécution (EA):	MINISTRY OF HOME AFFAIRS		
Secteur:	SOCIAL INVESTMENT-CITIZEN SAFETY		
Numéro(s) de Prêt(s):	1752/SF-GY	Montant Courant Approuvé:	19.800.000,00
Étape:	Approved	Montant Décaissé à ce Jour:	15.317.108,72
Type d' Opération:	INV - Investissement	% Décaissé:	77,36
Opération(s) Connexe(s):	GY-L1011	Solde:	4.482.891,28
Sous-Type de l'Opération:	ESP - Specific Investment Operation		
		Initial BID:	19.800.000,00
		Courant BID:	19.800.000,00
		Pari Passu:	90,00
		Cofinancement/Pays:	2.200.000,00
		Estimation Initiale:	22.000.000,00
		Période d'Amortissement (mois):	354

Catégorie d'Impact Environnemental et Social du Projet	Reformulation	Validation
Catégorie d'Impact Environnemental et Social du Projet: C(R)	( ) Les objectifs du projet ont-ils été reformulés?	Validé par le Chef de Division: 28-sep-2012
		Validé par le Représentant: 30-sep-2012



## Progrès Cumulé à 2012



## Résultats

<b>Résultat:</b>	The capabilities of MoHA and GPF to implement crime preventive programmes is strengthened.
<b>Suposições:</b>	1. Political, social and economic conditions do not deteriorate
<b>Observações:</b>	This indicator is to be measured 3 years after the end of the project

Indicateur	Unité de Mesure	Ligne de Base	Année Ligne de Base		2006	Fin du Projet
Perception that GPF and MoHA is not doing a good job preventing crimes in Region IV	%	34.00	2006	P A		26.00
Perception that GPF and MoHA is not doing a good job preventing crimes in Region VI	%	36.00	2006	P A		25.00
Perception of insecurity in Region IV	%	42.00	2006	P A		34.00
Perception of insecurity in region VI	%	42.00	2006	P A		39.00

<b>Résultat:</b>	The social cohesion within communities and its crime preventive capacity is strengthened.
<b>Suposições:</b>	1. Political, economic and social conditions do not deteriorate.
<b>Observações:</b>	This indicator is to be measured 3 years after the end of the project.

Indicateur	Unité de Mesure	Ligne de Base	Année Ligne de Base		2006	Fin du Projet
Willingness of neighbors to get involved and help each other out in Region IV	%	68.00	2006	P A		75.00
Willingness of neighbors to get involved and help each other out in Region VI	%	76.00	2006	P A		83.00

<b>Résultat:</b>	Skills, attitudes and behaviour indicators are improved.
<b>Suposições:</b>	1. Political commitment to improve citizen security is not affected by elections. 2. Political, economic and social conditions do not deteriorate 3. Absorptive capacity of government institutions are improved
<b>Observações:</b>	This indicator is to be measured 3 years after the end of the project.

Indicateur	Unité de Mesure	Ligne de Base	Année Ligne de Base		2006	Fin du Projet
Persons with the ability to control their anger and avoid a fight in region IV	%	56.00	2006	P A		67.00
Persons with the ability to control their anger and avoid a fight in region VI	%	43.00	2006	P A		51.00

<b>Résultat:</b>	Number of cities benefiting from a Citizen Security Program.
<b>Observações:</b>	Indicator number 3.3.5 from the Bank's Result Framework

Indicateur	Unité de Mesure	Ligne de Base	Année Ligne de Base		2006	Fin du Projet
Cities benefiting from a Citizen Security Program	Cities		2006	P	1.00	1.00
				A	1.00	

**Produites: Progrès Physique et Financier Annuel 2012**

Description	Unité de Mesure	Physique				Financier			
		Planifié	Réel	Unités Cumulées	Unités FDP	Planifié	Réel	Coûts Cumulées	Coûts FDP
<b>CAPACITY BUILDING OF THE MINISTRY OF HOME AFFAIRS</b>									
CRIME OBSERVATORY BUILT AND EQUIPPED	Crime observatory				1,00	34.000,00	577,00		115.000,00
NEW CRIME PREVENTIONS STRATEGIES IMPLEMENTED.	Strategies				5,00	54.000,00			170.000,00
SAFE NEIGHBORHOOD SURVEY IMPLEMENTED	Survey	1,00			2,00	90.000,00			180.000,00
NEW INSTITUTIONAL MODERNIZATION PLAN OF MOHA IMPLEMENTED	Plan	1,00	1,00		1,00	416.000,00			984.000,00
IMPACT EVALUATIONS (M&E) IMPLEMENTED	M&E system				1,00				65.000,00
MOHA INFRASTRUCTURE (Including new IT Network) REHABILITATED	Ministry				1,00	410.000,00	116.024,00		1.206.000,00
<b>CAPACITY BUILDING AND MODERNIZATION OF THE GUYANA POLICE FORCE</b>									
INTEGRATED CRIME INFORMATION SYSTEM IMPLEMENTED	ICI system				1,00	718.000,00	89.914,00		1.021.000,00
COMPREHENSIVE TRAINING SCHEME IMPLEMENTED	Police Instructors	10,00			50,00	356.000,00			1.305.000,00
FORENSIC LABORATORY CONSTRUCTED	Forensic Laboratory	1,00			1,00	1.541.000,00	692.346,00		3.441.000,00
NEW TRAINING FACILITY CONSTRUCTED	Training Facility	1,00	1,00		1,00	500.000,00	125.638,00		875.000,00
POLICE STATION REHABILITATED	Police Station	6,00	6,00		18,00	400.000,00	250.486,00		1.630.000,00
NEW INSTITUTIONAL MODERNIZATION PLAN OF THE GPF IMPLEMENTED	Plan	1,00			1,00	300.000,00	36.140,00		700.000,00
DATA CENTRE BUILT	Data Center				1,00				75.000,00
POLICE TRAINING CLASSROOM BUILT	Classroom				1,00	15.000,00			45.000,00
IT EQUIPMENT & SOFTWARE FOR GPF INSTALLED	communication sys.				1,00	95.000,00	268,00		518.000,00
Traffic management Plan	study				1,00	50.000,00			100.000,00
<b>COMMUNITY BASED INTERVENTION</b>									
SITUATIONAL CONTROL- RAPID IMPACT AND VIOLENCE REDACTION COMMUNITY PROJECTS IMPLEMENTED	Projects	20,00	16,00		30,00	150.000,00	198.403,00		620.000,00
VIOLENCE PREVENTION SERVICES AND ACTIVITIES IMPLEMENTED	skill courses	2,00	1,00		5,00	500.000,00	463.578,00		2.655.000,00
MULTI-PURPOSE FACILITIES REHABILITATED	Facilities	1,00	1,00		3,00	50.000,00	31.624,00		150.000,00
<b>ADMINISTRATION</b>									

Description	Unité de Mesure	Physique				Financier			
		Planifié	Réel	Unités Cumulées	Unités FDP	Planifié	Réel	Coûts Cumulées	Coûts FDP
ADMINISTRATION	N/A					1.287.000,00	140.135,00		2.000.000,00
<b>CONCURRENT COSTS</b>									
PROPEF	N/A					534.000,00			1.000.000,00
M&E AND SUPERVISION	N/A					160.000,00	18.849,00		200.000,00
AUDITING	N/A					27.000,00			75.000,00
<b>UNALLOCATED/ CONTINGENCIES</b>									
CONTINGENCIES	N/A								472.000,00
<b>FINANCIAL EXPENSES</b>									
FIV	N/A					84.000,00			198.000,00
<b>COUNTERPART RESSOURCES</b>									
Counterpart Ressources to the Program (Pari-passu acumulado)	N/A						228.240,00		2.200.000,00
<b>TOTAL</b>						<b>7.771.000,00</b>	<b>2.392.222,00</b>		<b>22.000.000,00</b>