

Rapport Résumé

Données Générales

Agence d' Exécution (EA): MINISTRY OF SOCIAL AFFAIRS AND HOUSING
Secteur: SOCIAL INVESTMENT-EARLY CHILDHOOD DEVELOPMENT
Numéro(s) de Prêt(s): 2650/OC-SU
Étape: Approved
Type d' Opération: INV - Investissement
Opération(s) Connexe(s): RG-P1442
Sous-Type de l'Opération: ESP - Specific Investment Operation

Fonds Disponibles (US\$)

Montant Courant Approuvé: 15.000.000,00
Montant Décaissé à ce Jour: 61.100,00
% Décaissé: 0,41
Solde: 14.938.900,00

Coût Total et Source de Financement

Initial BID: 15.000.000,00
Courant BID: 15.000.000,00
Pari Passu: 100,00
Cofinancement/Pays:
Estimation Initiale: 15.000.000,00
Période d'Amortissement (mois): 174

Catégorie d'Impact Environnemental et Social du Projet

Reformulation

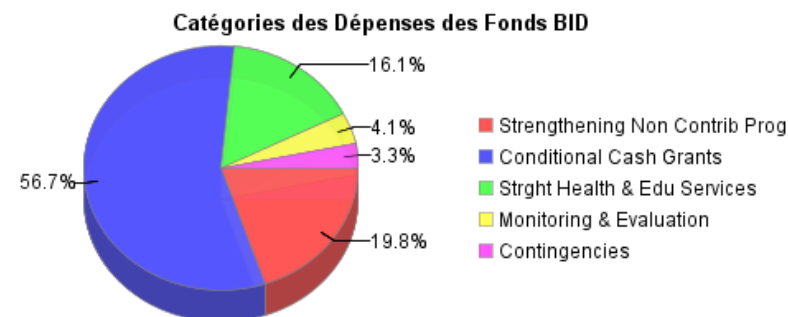
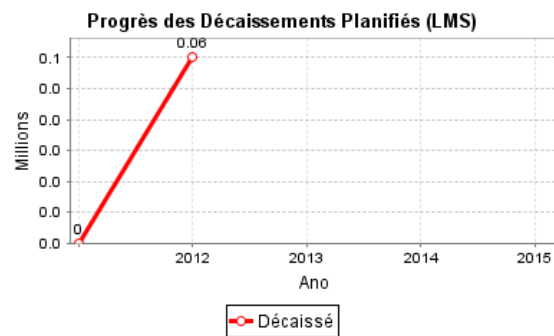
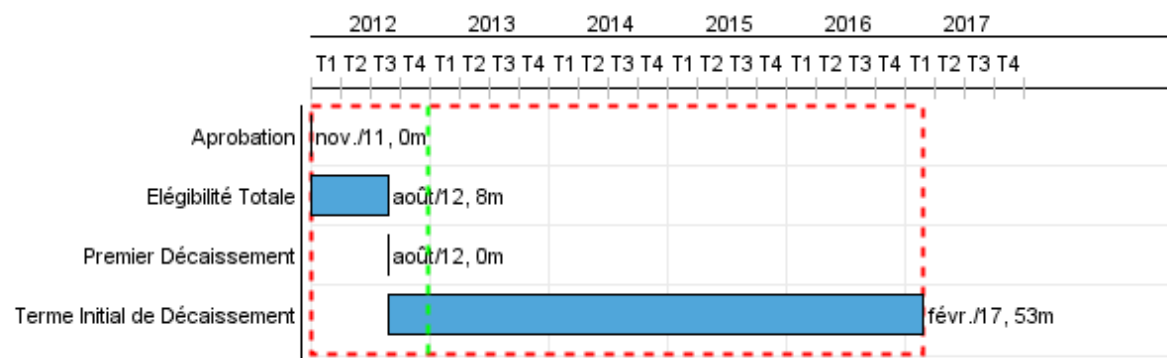
Validation

Catégorie d'Impact Environnemental et Social du Projet: Aucun

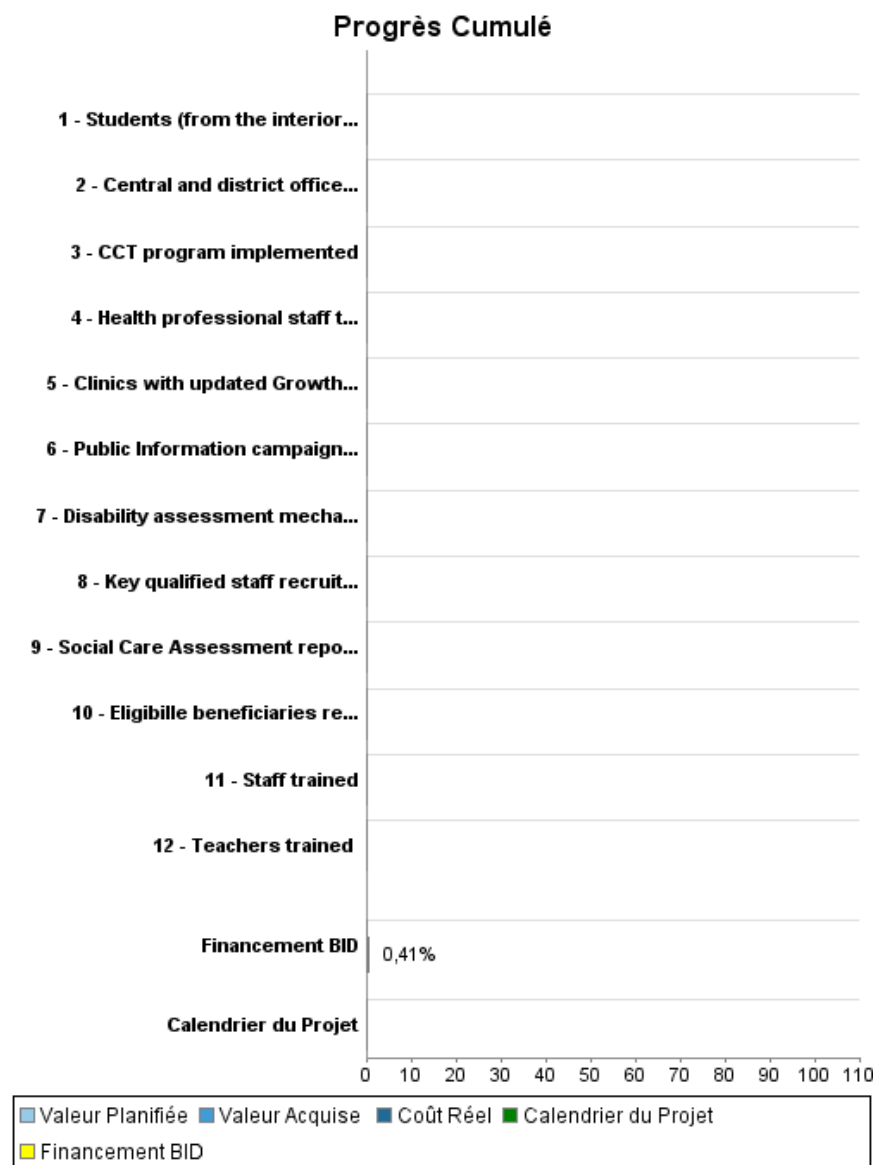
() Les objectifs du projet ont-ils été reformulés?

Validé par le Chef de Division: 11-dic-2012

Validé par le Représentant: 11-dic-2012



Progrès Cumulé à 2012



Résultats

Résultat: Non Contributory Social Protection Programs Strengthened

Indicateur	Unité de Mesure	Ligne de Base	Année Ligne de Base		2012	2013	2014	2015	2016	2017	Fin du Projet
Households receiving targeted non-contributory cash transfers that belong to the top 3 quintile of consumption distribution	%			P A							
% of households in the bottom 2 quintiles of consumption distribution receiving targeted non-contributory cash transfers	percentage	17.00	2012	P A							29.00

Résultat: Primary school enrolment rate - National

Résultat: Primary school enrolment rate - Interior

Résultat: Junior secondary school enrolment rate - National

Résultat: Junior secondary school enrolment rate - Interior

Résultat: Senior secondary school enrolment rate - National

Résultat: Senior secondary school enrolment rate - Interior

Résultat: Attendance rates in children aged 6-18 in CCT beneficiary households

Résultat: Percentage of pregnant women receiving 4 or more prenatal care visits

Résultat: Measles immunization coverage (% of children aged 12-23 months receiving measles vaccine before 18 months of age)

Résultat: Percentage of pregnant women receiving their first prenatal control before the 14th week of their pregnancy

Résultat: Percentage of teachers in the interior trained in teaching Language (Dutch) and Arithmetic utilize new teaching methods

Résultat: Decrease in the repetition rate in grades 1 -3 in the Interior

Résultat: % of health clinics reaching their agreed upon annual targets for preventive care

Résultat: Conditional Cash Grants paid

Indicateur	Unité de Mesure	Ligne de Base	Année Ligne de Base		2012	2013	2014	2015	2016	2017	Fin du Projet
Poverty gap index reduced	percentage	18.00	2011	P A						17.00	17.00
National Primary school enrolment rate increased	percentage	90.00	2011	P A							95.00
Primary school rate (for schools in the interior) increased	percentage	71.00	2012	P A							80.00
Junior secondary school (at the national level) enrolment rate increased	percentage	49.00	2011	P A							60.00
Junior secondary school (for schools in the interior) enrolment rate increases	percentage	17.00	2011	P A						40.00	40.00
Senior secondary school (at a national level) enrolment rate increased	percentage	21.00	2011	P A						30.00	30.00
Senior secondary school enrolment (for schools in the interior) rate increased	percentage		2011	P A					20.00		20.00
Attendance rates for children age 6 to 18 (of CTT beneficiary households) increased	percentage		2011	P A						80.00	80.00
Increased attendance rate at clinics by pregnant women on CCT program	percentage	68.00	2011	P A						90.00	90.00
Measles immunization coverage increased for children (ages 12 -23 months) of households receiving CCT grant	percentage	88.00	2011	P A						98.00	98.00
Increased prenatal checks on pregnant women in the CCT program	percentage	17.00	2001	P A						30.00	30.00

Résultat: Health and Education Services Strengthened

Indicateur	Unité de Mesure	Ligne de Base	Année Ligne de Base		2012	2013	2014	2015	2016	2017	Fin du Projet
Teachers in the interior trained in Dutch and new teaching methods	percentage		2011	P A						80.00	80.00
Repetition rate for grades 1-3 (for schools in the interior) decreased	percentage	20.00	2011	P A						15.00	15.00
Health clinics achieved targets set out in annual plans	percentage		2011	P A			50.00	65.00	75.00	80.00	80.00

Produites: Progrès Physique et Financier Annuel 2012

Description	Unité de Mesure	Physique				Financier			
		Planifié	Réel	Unités Cumulées	Unités FDP	Planifié	Réel	Coûts Cumulées	Coûts FDP
Component 1 - Strengthening Non-Contributory Social Protection Programs									
Key qualified staff recruited	staff				107,00				950.000,00
Staff trained	staff				37,00				125.000,00
CCT program implemented	Program				1,00				1.200.000,00
Public Information campaign designed	campaigns				1,00				175.000,00
Central and district offices rehabilitated	offices				6,00				200.000,00
Disability assessment mechanism developed	mechanisms				1,00				50.000,00
Social Care Assessment report completed	Reports				1,00				50.000,00
Component 2 - Conditional Cash Grants									
Eligible beneficiaries received cash transfers	Individuals				148.000,00				8.500.000,00
Strengthening Health and Education Services									
Clinics with updated Growth and Development Tools	clinics				50,00				1.213.920,00
Health professional staff trained	staff				120,00				200.000,00
Teachers trained	Teachers				150,00				300.000,00
Students (from the interior) benefited with school placed due to fee waivers	students				1.300,00				700.000,00
Monitoring and Evaluation									
Impact evaluation, Process Evaluations and Financial Audits	N/A								610.000,00
Contingencies									
contingency budget	N/A								500.000,00
Project Administration									
Administration	N/A					60.000,00			226.080,00
TOTAL						60.000,00			15.000.000,00