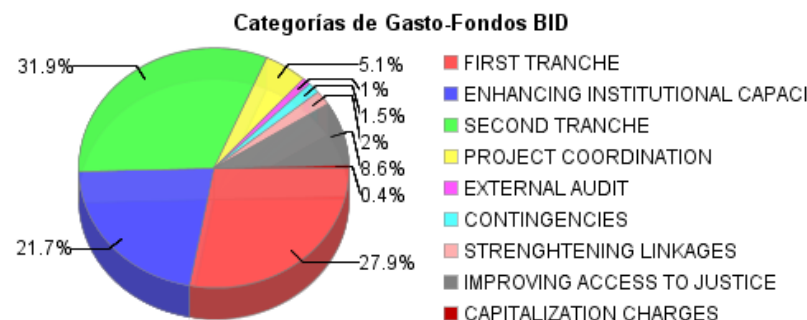
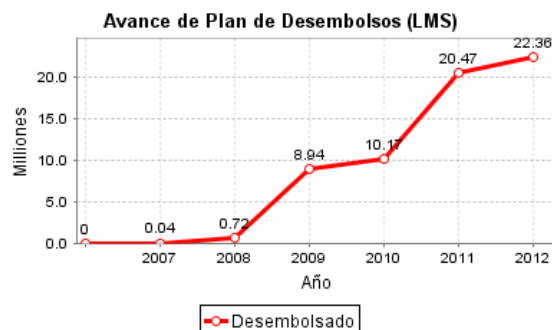
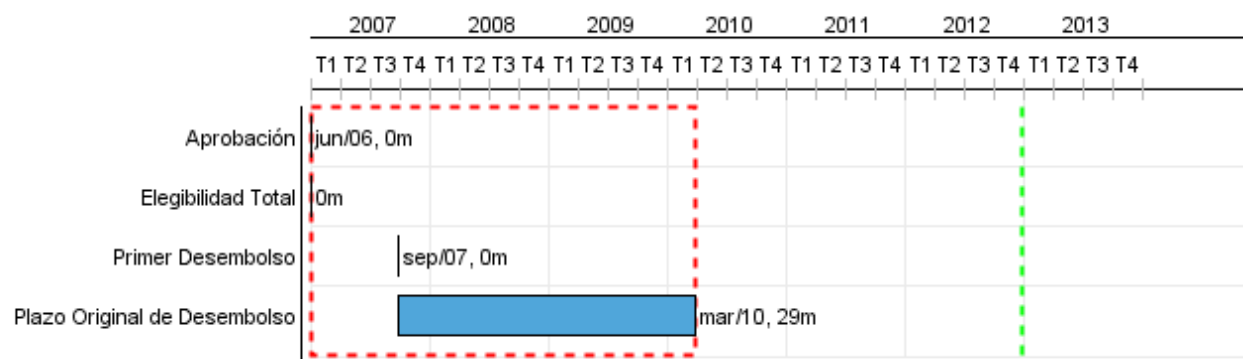


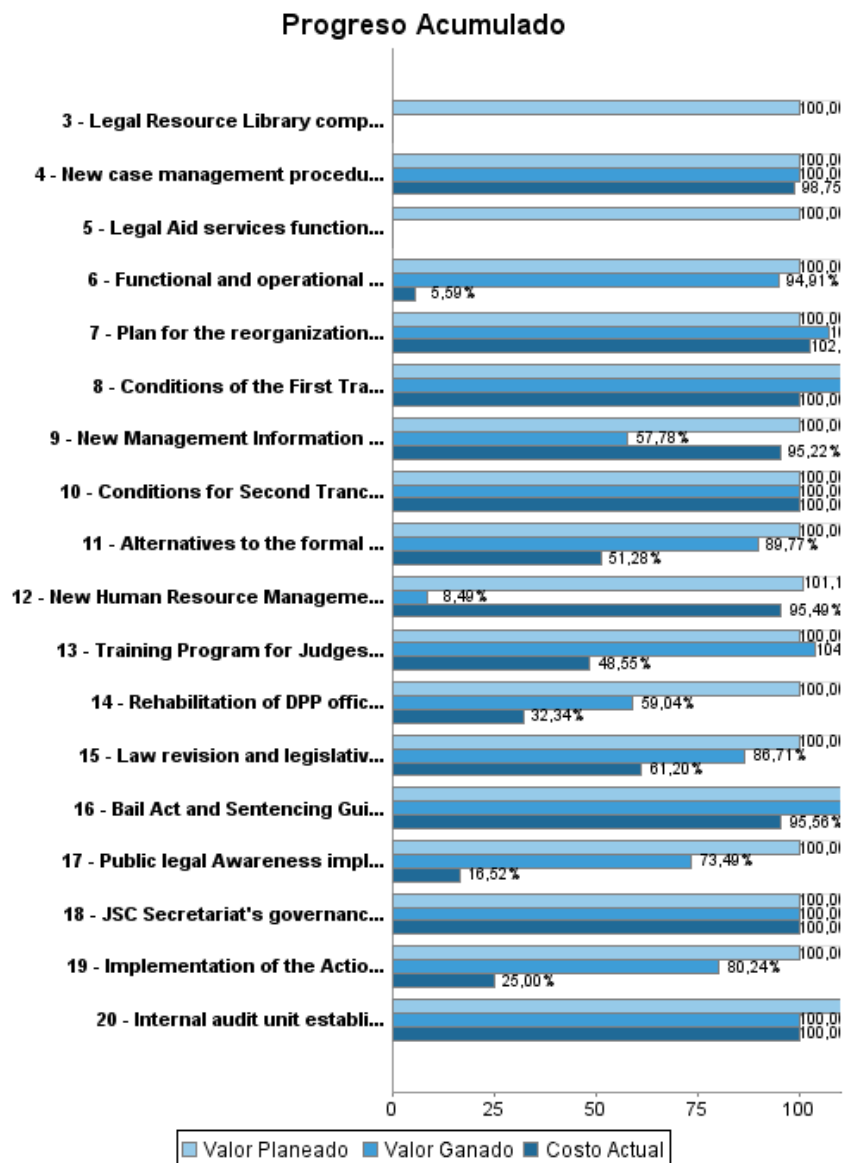
## Informe Resumido

Datos Básicos del Proyecto		Fondos Disponibles (US\$)	Costo total y Fuente
Agencia Ejecutora (AE):	Office of the Chief Justice		
Sector:	REFORM / MODERNIZATION OF THE STATE-MODERNIZATION & ADMINIST OF JUSTICE		
Número(s) de Préstamo:	1745/SF-GY;1746/SF-GY	Monto Aprobado Actual: 25.000.000,00	BID Original: 25.000.000,00
Etapas:	Approved	Monto Desembolsado a la fecha: 21.927.998,94	Actual BID: 25.000.000,00
Tipo de Operación:	HIB - Operación Híbrida	% Desembolsado: 87,71	Pari-passu: 99,00
Operación(es) Relacionada(s):		Saldo: 3.072.001,06	Co-financiamiento/País:
Subtipo de Operación:	HIB - Operación Híbrida		Estimado Original: 25.000.000,00
			Período de Amortización (meses): 354

Categoría de Impacto Ambiental y Social del Proyecto	Reformulación	Validación
Categoría de Impacto Ambiental y Social del Proyecto: C(R)	( ) ¿El objetivo (s) del proyecto fue reformulado?	Validado por el Jefe de División: 28-sep-2012 Validado por Representante de País: 30-sep-2012



## Progreso Acumulado al 2012



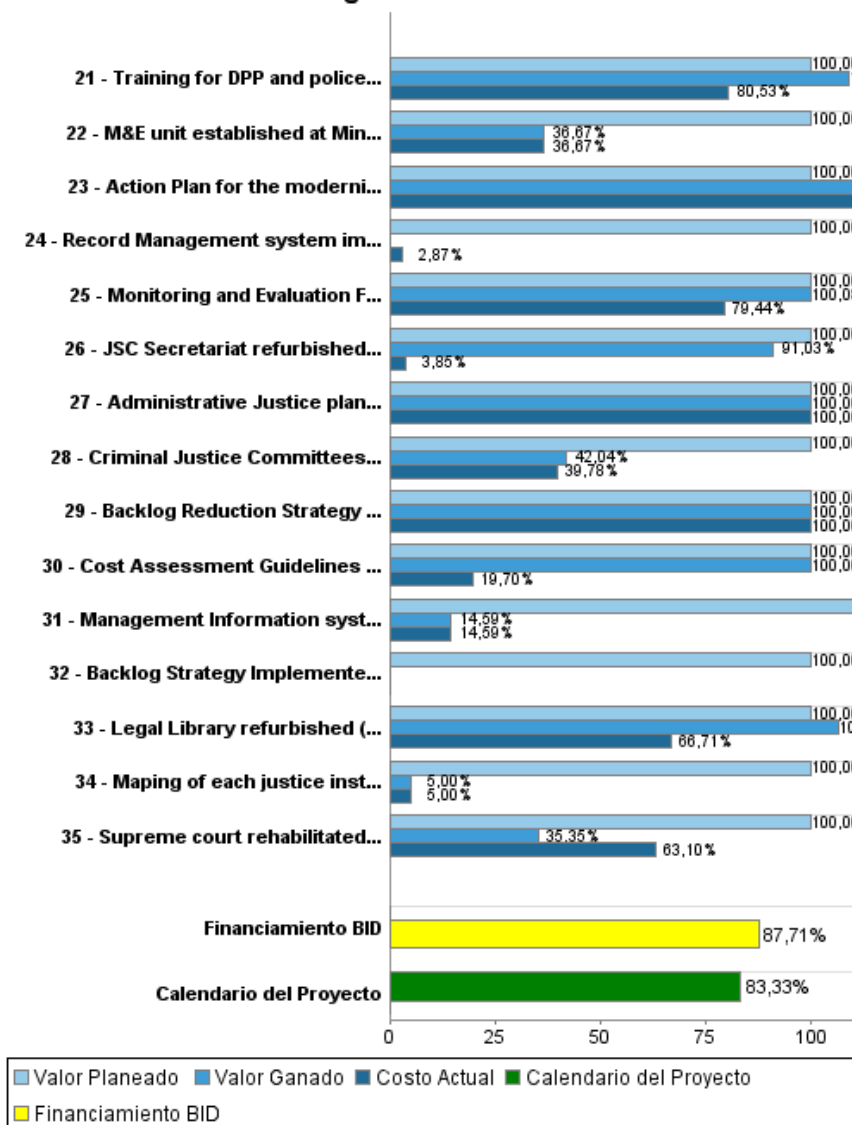
## INFORME DE SEGUIMIENTO DE PROGRESO

GY-L1009 - Sistema de Administración de Justicia  
2012 1º período con cierre al (30-sep-2012)

Banco Interamericano de Desarrollo - BID

Oficina de Planificación Estratégica y Efectividad en el Desarrollo  
Última Actualización del PMR: 28/09/2012

### Progreso Acumulado



## Resultados

<b>Resultado:</b>	The clearance rates (cases disposed of / cases filed in the year ) is increased
<b>Supuestos:</b>	1.Continuous political commitment to the Justice Sector Reform Strategy. 2.The justice sector has adequate resources to perform its functions.

Indicador	Unidad de Medida	Línea de base	Año Línea de base		Fin de Proyecto
The clearance rates (cases disposed of/ cases filed in the year) within the Magistrates Courts for civil cases	%	33.00	1998	P A	80.00
The clearance rates within the Magistrates Courts for criminal cases	%	50.00	1998	P A	80.00
The clearance rates within the Court of Appeal in civil cases	%	31.00	1998	P A	80.00
The clearance rates within the Court of Appeal for criminal cases	%	69.00	1998	P A	80.00

<b>Resultado:</b>	The proportion of successful criminal prosecutions is improved
<b>Supuestos:</b>	1. Political commitment to the Justice Reform Strategy 2. The justice sector has adequate resources to perform its functions.

Indicador	Unidad de Medida	Línea de base	Año Línea de base		Fin de Proyecto
The proportion of successful criminal prosecutions	%	10.00	2005	P A	25.00

<b>Resultado:</b>	The proportion of successfully settled cases/ cases rerred to mediation is improved.
<b>Supuestos:</b>	1.Political commitment to the Justice Sector Strategy 2.The justice sector has adequate resources to perform its functions.

Indicador	Unidad de Medida	Línea de base	Año Línea de base		Fin de Proyecto
The proportion of sucessfully settled cases / cases referred to mediation	%	12.00	2003	P A	25.00

<b>Resultado:</b>	Backlog reduction program implemented
<b>Supuestos:</b>	1. The justice sector is able oto retain trained staff 2. Budgeted financial resources are made available to the sector in a timely manner 3. the justice sector emplyeeyes have a favurable attitude towards change 4. justice sector institutions are willing to coordinate

Indicador	Unidad de Medida	Línea de base	Año Línea de base		Fin de Proyecto
Reduction of backlogged cases	cases	12,000.00	2005	P A	

## Productos: Progreso Físico y Financiero Anual 2012

Descripción	Unidad de medida	Físico				Financiero			
		Planeado	Actual	Unidades Acumuladas	Unidades FDP	Planeado	Actual	Costos Acumulados	Costos FDP
<b>PBL - First Tranche</b>									
Conditions of the First Tranche achieved	Conditions				12,00				7.000.000,00
<b>PBL- Second Tranche</b>									
Conditions for Second Tranche achieved	Conditions				15,00				8.000.000,00
<b>Investment I: Enhancing Institutional Capacity</b>									
JSC Secretariat's governance policies and operational rules developed (1.1 a Strengthening of the JSC)	JSC Rules				1,00				52.000,00
JSC Secretariat refurbished (1.1 b Strengthening of JSC)	JSC Refurbished				1,00				39.000,00
New case management procedures in High Court and Magistrates Court (1.2 a Backlog and Delay Reduction)	HC Procedures				1,00				80.000,00
Backlog Reduction Strategy Developed (1.2 b Backlog and Delay Reduction)	Strategic Plan				1,00				74.000,00
Backlog Strategy Implemented (1.2 c Backlog and Delay Reduction)	Backlog implementation				1,00				352.000,00
Internal financial management manual for the Registrar's office produced (1.3 a Streng Court Admin)	Fin. Manual				1,00		26.307,00		11.000,00
New Management Information System (MIS) developed (1.3 b Streng Court Adm)	%	40,00			100,00	190.000,00	209.959,00		450.000,00
New Human Resource Management System developed (1.3 c Streng Court Adm)	HR policies	1,00			1,00	45.000,00	78.298,00		90.000,00
Internal audit unit established (1.3 d Streng Court Adm)	Int. Audit. Unit				1,00				10.000,00
Training Program for Judges and Magistrates ( 1.4 a Skill and Productivity)	Judges	10,00			30,00	50.000,00			250.000,00
Legal Resource Library completed (1.4 b Skills and Productivity Enhancement)	legal library				1,00				250.000,00
Training in the new criminal and procedural laws (1.5 : Amending Civil and Criminal procedural laws)	judges and magistrates trained		30,00		30,00		28.000,00		35.000,00
Supreme court rehabilitated (1.6 Physical improvements to courtrooms)	%	50,00			100,00	984.000,00	250.996,00		1.584.000,00
Functional and operational reorganization of DPP designed (1.7 a : Criminal Justice Improvements)	reorganization plan designed				1,00				223.912,00
Rehabilitation of DPP offices completed (1.7 b Criminal Justice Improvements)	%	30,00	45,00		100,00	67.000,00	70.724,00		267.000,00

## INFORME DE SEGUIMIENTO DE PROGRESO

GY-L1009 - Sistema de Administración de Justicia  
2012 1º período con cierre al (30-sep-2012)

Banco Interamericano de Desarrollo - BID

Oficina de Planificación Estratégica y Efectividad en el Desarrollo  
Última Actualización del PMR: 28/09/2012

Descripción	Unidad de medida	Físico				Financiero			
		Planeado	Actual	Unidades Acumuladas	Unidades FDP	Planeado	Actual	Costos Acumulados	Costos FDP
Management Information system completed (1.7 c Criminal Justice Improvements)	%		25,00		100,00		57.458,00		522.000,00
Plan for the reorganization of the DPP implemented (1.7 d; Criminal Justice Improvements )	%	25,00			100,00	58.208,00			298.208,00
Training for DPP and police prosecutors completed (1.7 e Criminal Justice Improvements)	DPP and police prosecutors trained				46,00				55.000,00
Bail Act and Sentencing Guidelines developed ( 1.8 Criminal Procedures Improvement)	Act and Guidelines				2,00				45.000,00
Cost Assessment Guidelines developed (1.9 Civil Procedures Improvement)	Guidelines				1,00				66.000,00
Administrative Justice plan developed (1.10 Administrative Justice)	Plan				1,00				30.000,00
Action Plan for the modernization of the Ministry of Legal Affairs completed (1.11 a: Institutional Strengthening of Mola )	action plan completed				1,00				65.988,00
Implementation of the Action Plan for modernization of MOLA completed (1.11 b: Inst . Strengthening of Mola)	plan implemented				1,00	59.000,00			249.000,00
Legal Library refurbished (1.11 c: Inst. Stregth. of Mola)	library refurbished				1,00	36.827,00	43.357,00		136.827,00
Record Management system implemented (1.11 d: Inst Streng of Mola)	MIS system functioning				1,00	47.065,00			147.065,00
<b>Investment II: Strenthening Linkages among Justice Institutions</b>									
Maping of each justice institutions completed ( 2.1.a Sector Wide Policy Leadership)	mapping completed				1,00				60.000,00
Monitoring and Evaluation Framework completed (2.1 b : Sector Wide Policy Leadership)	M&E System				1,00	39.950,00	14.396,00		209.950,00
M&E unit established at Ministry of Legal Affairs (2.1 c Sector Wide Policy Leadership)	M&E unit		1,00		1,00	23.050,00	26.790,00		73.050,00
Criminal Justice Committees and Civil Justice Committes established (2.2: Ensuring Participation of Users and Beneficiaries)	Committees				2,00	7.000,00			157.000,00
<b>Investment III: Improving Access to Justice</b>									
Legal Aid services functioning (3.1: Expansion of Legal Aid Services)	%				100,00				424.100,00
Public legal Awareness implemented (3.2)	%	20,00	10,00		100,00	30.264,00	17.160,00		335.264,00
Alternatives to the formal justice system provided (3.3)	paralegal program				1,00	51.000,00	23.146,00		251.000,00

## INFORME DE SEGUIMIENTO DE PROGRESO

GY-L1009 - Sistema de Administración de Justicia  
2012 1º período con cierre al (30-sep-2012)

Banco Interamericano de Desarrollo - BID

Oficina de Planificación Estratégica y Efectividad en el Desarrollo  
Última Actualización del PMR: 28/09/2012

Descripción	Unidad de medida	Físico				Financiero			
		Planeado	Actual	Unidades Acumuladas	Unidades FDP	Planeado	Actual	Costos Acumulados	Costos FDP
Law revision and legislative framework completed (3.4)	%	13,00	10,00		100,00	172.636,00	68.192,00		1.122.636,00
<b>Project Coordination</b>									
Project Coordination MLA	N/A					84.000,00	99.483,00		634.000,00
Project Coordination High Court Unit	N/A					75.000,00	35.033,00		635.000,00
<b>External Audit and Evaluation</b>									
External Audit and Evaluation	N/A					168.000,00	18.242,00		250.000,00
<b>Contingencies</b>									
Contingencies Ministry of Legal Affair Component	N/A					726.000,00			182.500,00
Contingencies High Court Component	N/A					182.000,00			182.500,00
<b>Financial Costs</b>									
Capitalization charges	N/A								100.000,00
<b>TOTAL</b>						<b>3.096.000,00</b>	<b>1.067.541,00</b>		<b>25.000.000,00</b>