

## Informe Resumido

### Datos Básicos del Proyecto

Agencia Ejecutora (AE): MINISTRY OF AGRICULTURE (HYDRAUL.DEPT)  
Sector: AGRICULTURE AND RURAL DEVELOPMENT-IRRIGATION AND DRAINAGE  
Número(s) de Préstamo: 1558/SF-GY  
Etapa: Approved  
Tipo de Operación: INV - Inversión  
Operación(es) Relacionada(s):  
Subtipo de Operación: ESP - Inversión Específica

### Fondos Disponibles (US\$)

Monto Aprobado Actual: 17.428.200,00  
Monto Desembolsado a la fecha: 16.516.856,20  
% Desembolsado: 94,77  
Saldo: 911.343,80

### Costo total y Fuente

BID Original: 22.500.000,00  
Actual BID: 17.428.200,00  
Pari-passu: 90,00  
Co-financiamiento/País: 2.500.000,00  
Estimado Original: 25.000.000,00  
Período de Amortización (meses): 354

### Categoría de Impacto Ambiental y Social del Proyecto

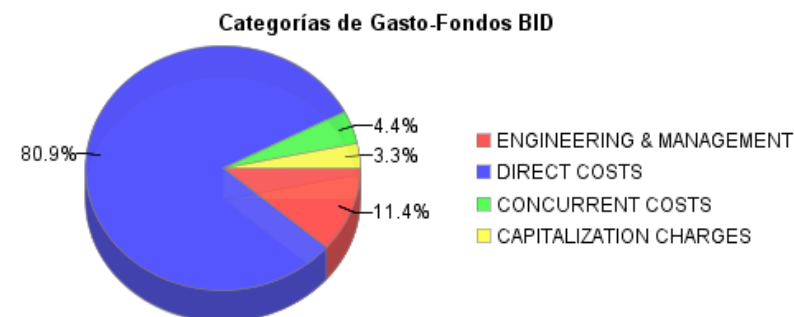
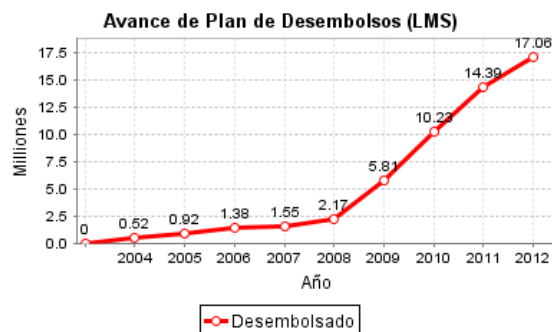
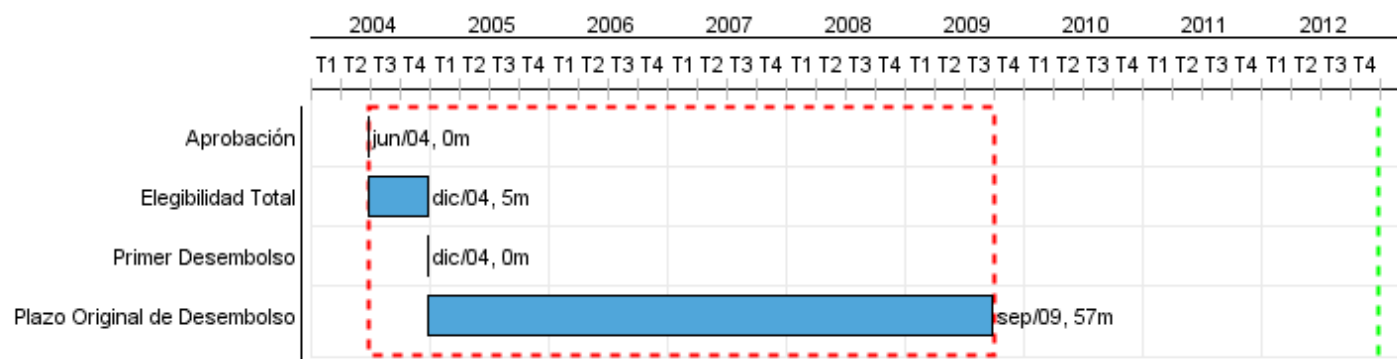
Categoría de Impacto Ambiental y Social del Proyecto: B(R)

### Reformulación

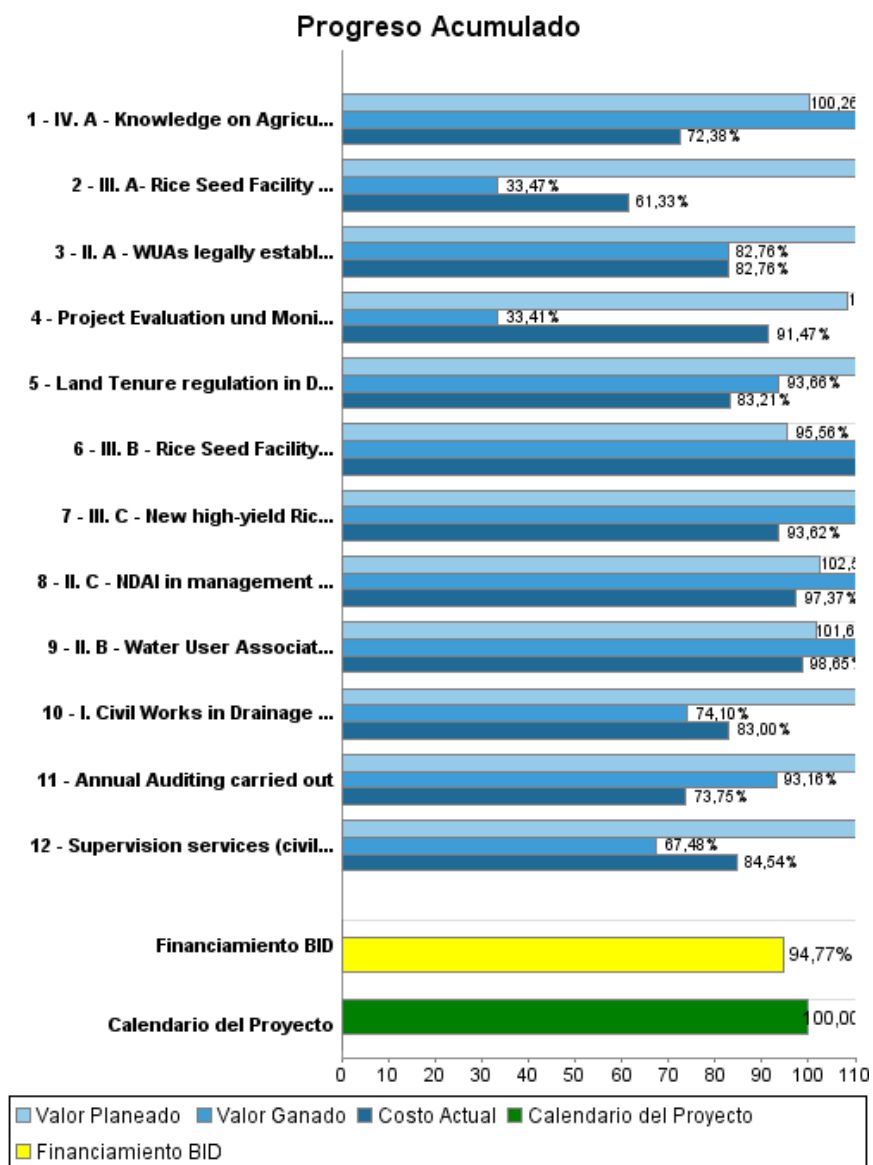
( ) ¿El objetivo (s) del proyecto fue reformulado?

### Validación

Validado por el Jefe de División: 28-sep-2012  
Validado por Representante de País: 28-sep-2012



## Progreso Acumulado al 2012



## Resultados

<b>Resultado:</b>	Increase of agricultural productivity and enhance competitiveness principally focused on the rice sector through Drainage & Irrigation (D&I) rehabilitation in selected areas, D&I institutional development, including farmers' training and establishme
<b>Supuestos:</b>	1. world market price for rice does not fall in real terms; 2. Weather conditions are stable and good for agriculture; 3. Caribbien rice market is not adversely affecte by US export under PL 480; 4. Pesticide and Toxic Controll Borad and Toxic Residue Laboratory fully operational by mi term review.
<b>Observaciones:</b>	baseline study / per project area disponible through faisibility study of 2003

Indicador	Unidad de Medida	Línea de base	Año Línea de base		2009	2010	2011	Fin de Proyecto
Cost of rice production per tonne reduced per ton by 25% over 5 years	costs / rice production per tonne		2004	P A				25.00
Satisfactory completion of primary and secondary D&I and service roads after 5 years covering 6 project areas (60,000 acres)	# areas rehabilitated		2004	P A		6.00 4.00		5.00
WUA D&I fees collected from 80% of farmers / project area secondary D&I systems rehabilitated 4 years after completion of works;	% farmer / area		2004	P A				80.00
D&I rates set to ensure effective and sustainable O&M system in the selected areas by end of the program	1 = yes; 0 = no		2004	P A				1.00
Rehabilitated areas of the secondary D&I system are being operated by WUA by the end of the project.	# areas (acres) operated by WUA		2004	P A				6.00
Rehabilitated areas of the primary D&I system are being operated and maintained by NDIA by the end of the project.	# areas (acres) operated bei NDIA		2004	P A		6.00 4.00		6.00
24% of project area are covered by using new seed varieties by the end of the program	tm/ha		2004	P A				24.00
Paddy rice yield increased	tmha	3.20	2004	P A		3.90 3.90	1.00	4.50
Three new markets indentified for Guyana's export of non-rice products	# markets		2004	P A			3.00	3.00

## Productos: Progreso Físico y Financiero Anual 2012

Descripción	Unidad de medida	Físico				Financiero			
		Planeado	Actual	Unidades Acumuladas	Unidades FDP	Planeado	Actual	Costos Acumulados	Costos FDP
<b>I. Primary and Secondary D&amp;I systems rehabilitated</b>									
I. Civil Works in Drainage and Irrigation Infrastructure completed	D&I system	1,00			5,00	2.864.000,00	821.900,00		12.013.295,00
<b>II. D&amp;I Institutional Development enhanced</b>									
II. A - WUAs legally established	WUAs				6,00	112.000,00			649.300,00
II. B - Water User Associations supported	Farmers				300,00	41.000,00	28.917,00		841.531,00
II. C - NDAI in management and O&M strenghtend	staff				30,00	8.000,00			314.500,00
<b>III. Rice Seed Development enhanced</b>									
III. C - New high-yield Rice varieties resistant to local diseases reduced	unit				21,00	199.000,00	170.264,00		456.485,00
III. A- Rice Seed Facility designed	facility				1,00	60.000,00			154.515,00
III. B - Rice Seed Facility constructed	facility				1,00		152.314,00		1.075.000,00
<b>IV. Agricultural Diversification promoted</b>									
IV. A - Knowledge on Agricultural Diversification improved	Farmers				410,00	116.000,00	9.888,00		385.000,00
<b>Project Management (ASDU) carried out</b>									
Project Management (ASDU) carried out	N/A						9.434,00		1.542.856,00
Supervision services (civil works) carried out	contracts	4,00	2,00		8,00	207.934,00	72.512,00		880.500,00
<b>V. Tecnology Transfer in D&amp;I systems improved</b>									
Land Tenure regulation in D&I systems improved	D&I system				5,00	45.000,00			268.000,00
<b>Project Auditing</b>									
Annual Auditing carried out	reports	1,00			6,00	26.000,00			100.000,00
<b>Evaluation and Monitoring</b>									
Project Evaluation und Monitoring carried out	unit		1,00		3,00	34.000,00			400.000,00
<b>Financial Costs</b>									
FIV	N/A					112.000,00			713.107,00
Interest	N/A					22.000,00	67.975,00		229.111,00
<b>TOTAL</b>						<b>3.846.934,00</b>	<b>1.333.204,00</b>		<b>20.023.200,00</b>