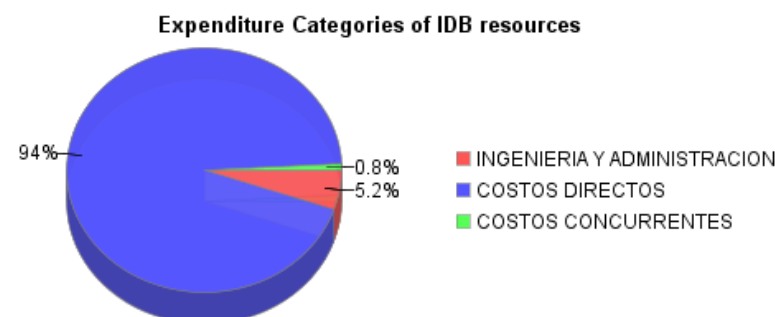
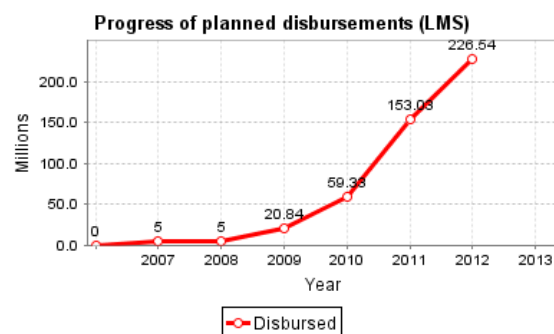
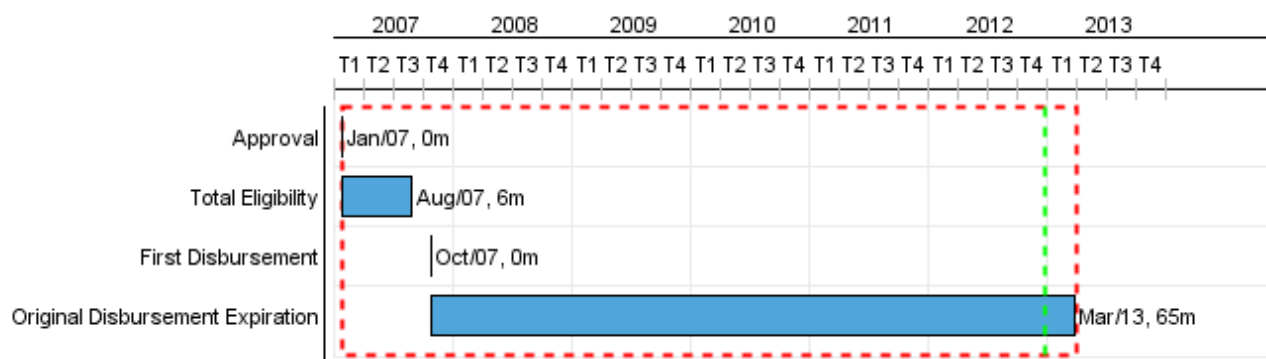


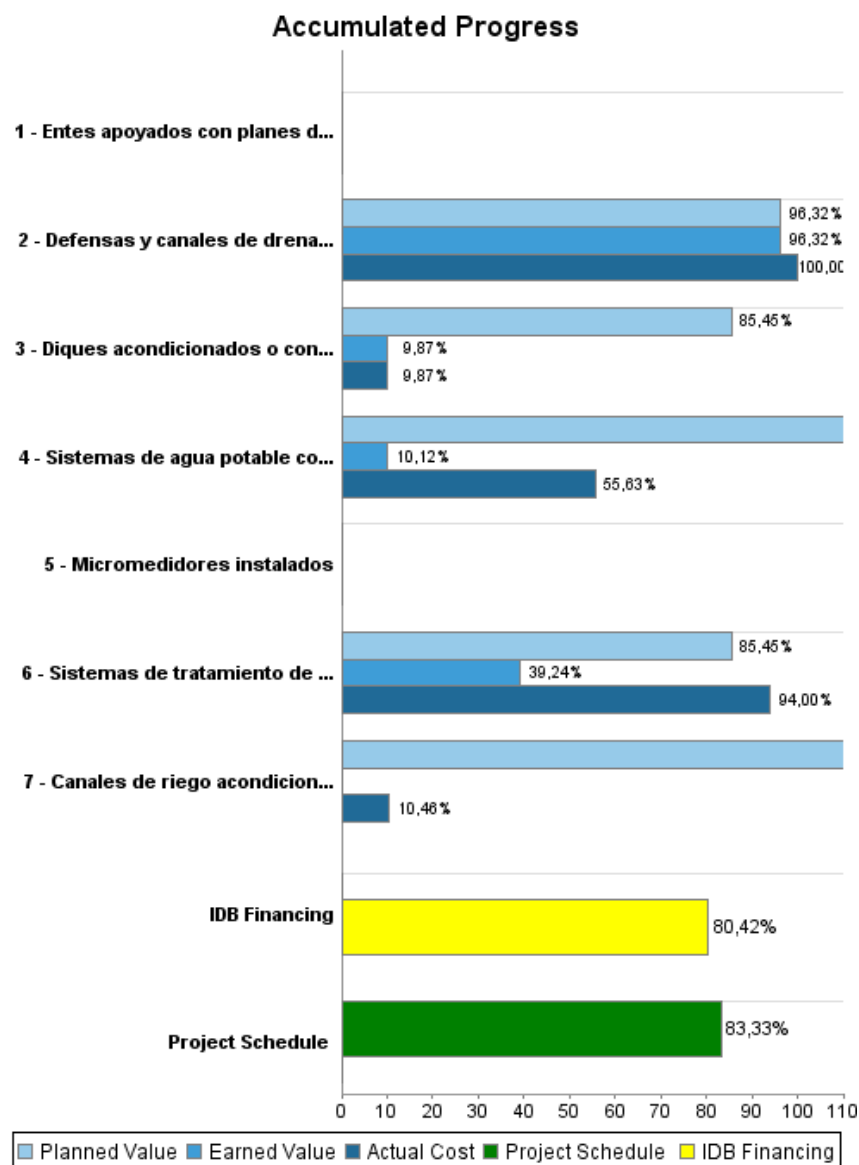
Summary Report

Basic Data		Available Funds (US\$)		Total Cost and Source	
Executing Agency (EA):	MINISTERIO DE PLANIFICACION FEDERAL, INVERSION PUBLICA Y SERVICIOS				
Sector:	WATER AND SANITATION-INTEGRAL MANAGEMENT OF WATER RESOURCES				
Loan Number(s):	1843/OC-AR	Current Approved Amount:	240.000.000,00	Original IDB:	240.000.000,00
Stage:	Approved	Disbursed Amount to Date:	193.005.696,87	Current IDB:	240.000.000,00
Operation Type:	INV - Investment	% Disbursed:	80,42	Pari-passu:	80,00
Related Operation(s):		Balance:	46.994.303,13	Co-Financing/Country:	60.000.000,00
Operation Subtype:	GOM - Global of Multiple Works Operation			Original Estimate:	300.000.000,00
				Amortization Period (months):	222

Project Environmental and Social Impact Category	Reformulation	Validation
Project Environmental and Social Impact Category: B	() Was the objective(s) of this project reformulated?	Validated by Division Chief: 26-sep-2012 Validated by Country Representative: 15-oct-2012



Accumulated Progress as of 2012



Outcomes

Outcome: Productividad de las actividades agropecuarias aumentada

Indicator	Unit of Measure	Baseline	Baseline Year		2009	2010	2011	2012	2013	End of project
Áreas plenamente incorporadas a la agricultura irrigada	Hectáreas		2008	P					4,000.00	4,000.00
				A						
Áreas productivas protegidas contra inundaciones	Hectáreas		2008	P		15,000.00				15,000.00
				A		15,000.00				

Outcome: Vulnerabilidad a inundaciones reducida

Indicator	Unit of Measure	Baseline	Baseline Year		2009	2010	2011	2012	2013	End of project
Población protegida contra inundaciones	Habitantes		2008	P		450.00				450.00
				A		450.00				

Outcome: Servicio de agua potable y saneamiento mejorado

Indicator	Unit of Measure	Baseline	Baseline Year		2009	2010	2011	2012	2013	End of project
Hogares con servicio de agua potable nuevo o mejorado	Hogares		2008	P	9,019.00		207,465.00	202,744.00	31,250.00	250,247.00
				A	9,019.00		7,234.00			
Hogares con servicio de saneamiento nuevo o mejorado	Hogares		2008	P			100,000.00	110,000.00		110,000.00
				A						

Outputs: Annual Physical and Financial Progress 2012

Description	Unit of Measure	Physical				Financial			
		Planned	Actual	Accumulated units	EOP units	Planned	Actual	Accumulated costs	EOP costs
Infraestructura hidráulica productiva.									
Diques acondicionados o contruídos	m3 incrementados de agua derivada				25,00	15.200.903,00	2.818.281,00		28.557.005,00
Defensas y canales de drenaje acondicionados o contruídos	km				18,00				8.108.399,00
Canales de riego acondicionados o contruídos	km	11,00			11,00	18.158.973,00	2.127.354,00		20.337.562,00
Agua Potable y Saneamiento.									
Sistemas de agua potable contruídos o rehabilitados	Sistemas	3,00			5,00	50.168.046,00	17.232.632,00		123.816.085,00
Sistemas de tratamiento de líquidos cloacales contruídos o rehabilitados	Sistemas	2,00			2,00	16.152.032,00	10.034.858,00		102.032.205,00
Fortalecimiento Operacional e Institucional.									
Entes apoyados con planes de fortalecimiento operacional e institucional	Entes					393.701,00			
Micromedidores instalados	micromedidores	25.000,00				7.453.318,00			
Otros									
Ingeniería, administración y supervisión	N/A					3.514.975,00	1.385.383,00		13.475.170,00
Auditoría, evaluación y seguimiento	N/A					258.699,00	9.681,00		140.993,00
Costos financieros	N/A					745.849,00			3.532.581,00
TOTAL						112.046.496,00	33.608.189,00		300.000.000,00