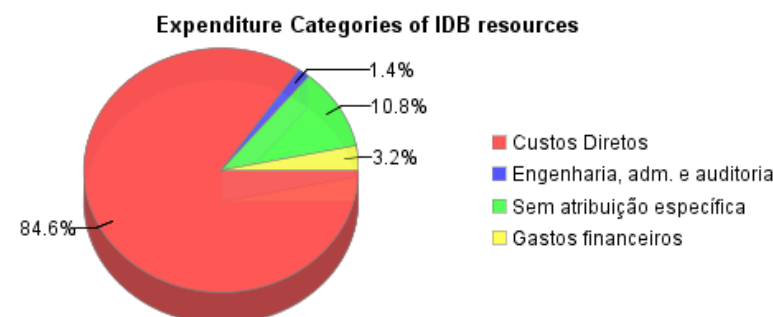
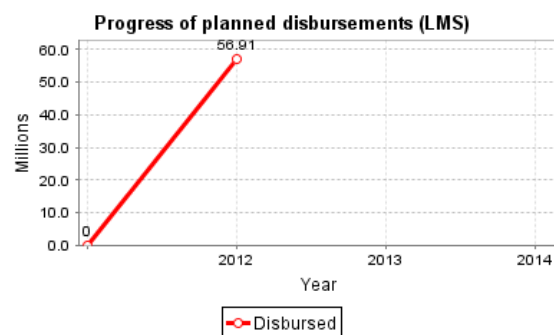
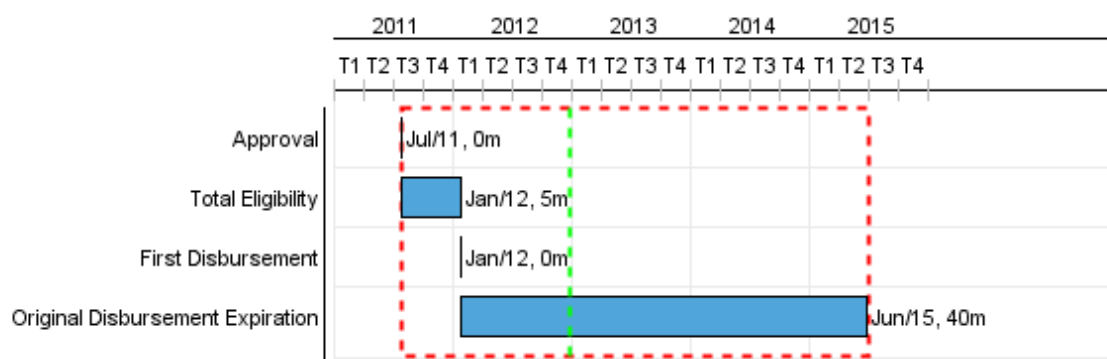


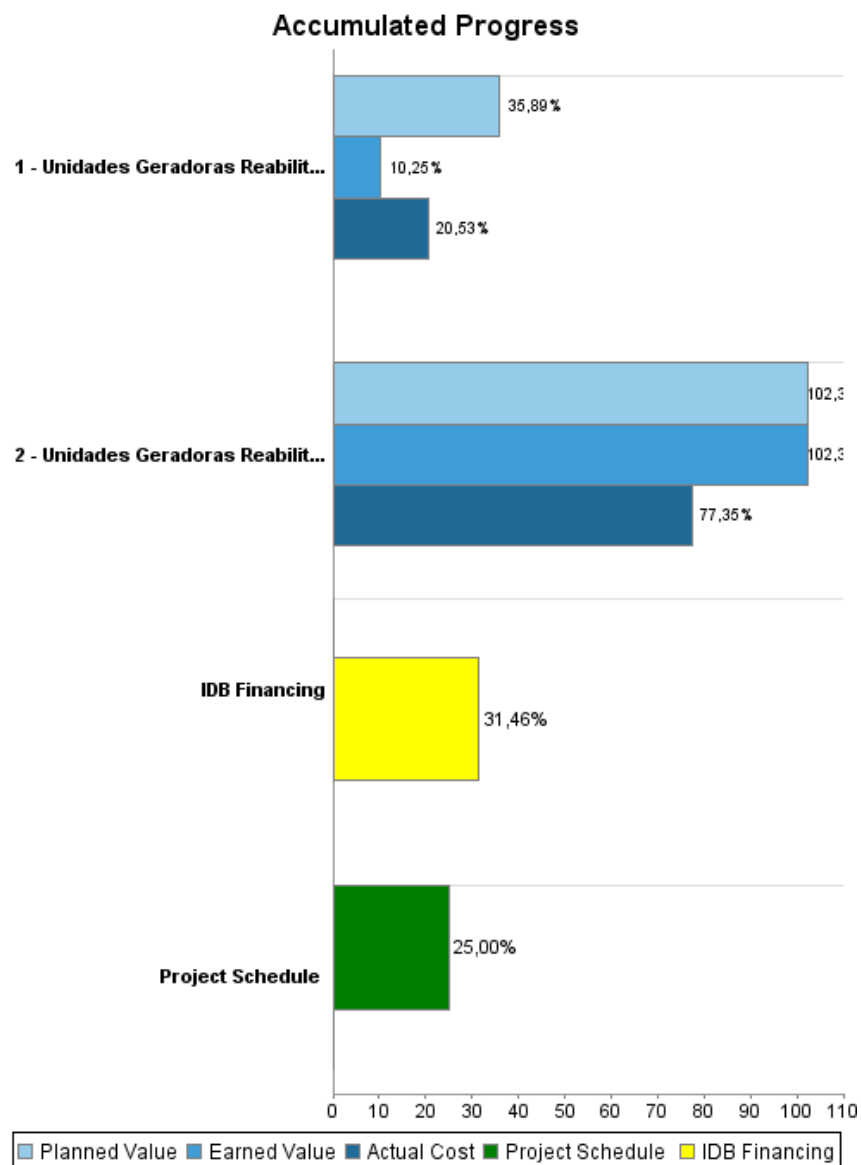
Summary Report

Basic Data		Available Funds (US\$)		Total Cost and Source	
Executing Agency (EA):	FURNAS - CENTRAIS ELETRICAS S.A.				
Sector:	ENERGY-NEW HYDROPOWER PROJECTS				
Loan Number(s):	2549/OC-BR	Current Approved Amount:	128.660.000,00	Original IDB:	128.660.000,00
Stage:	Approved	Disbursed Amount to Date:	40.471.685,79	Current IDB:	128.660.000,00
Operation Type:	INV - Investment	% Disbursed:	31,46	Pari-passu:	84,00
Related Operation(s):	RG-P1400, RG-P1442	Balance:	88.188.314,21	Co-Financing/Country:	24.500.000,00
Operation Subtype:	ESP - Specific Investment Operation			Original Estimate:	153.160.000,00
				Amortization Period (months):	192

Project Environmental and Social Impact Category	Reformulation	Validation
Project Environmental and Social Impact Category: B	() Was the objective(s) of this project reformulated?	Validated by Division Chief: 27-sep-2012 Validated by Country Representative: 28-sep-2012



Accumulated Progress as of 2012



Outcomes

Outcome: Capacidade de geração original das usinas restituída e a vida útil ampliada.

Indicator	Unit of Measure	Baseline	Baseline Year		End of project
Energia gerada (Megawatt medio - UHE Furnas e LCB)	MW Medio	982.60	2005	P A	1,023.00

Outcome: Disponibilidade das usinas aumentadas.

Indicator	Unit of Measure	Baseline	Baseline Year		End of project
Taxa equivalente de indisponibilidade forçada - TEIF mensal	Percentual	2.53	2005	P A	2.51
Taxa equivalente de indisponibilidade programada - TEIP mensal	Percentual	8.09	2005	P A	4.00
Índice de disponibilidade - ID mensal	Percentual	89.58	2005	P A	93.50

Outcome: Eficiência operativa das usinas aumentada

Indicator	Unit of Measure	Baseline	Baseline Year		End of project
Custo de operação e manutenção	R\$/MWh	2.19	2005	P A	1.91

Outputs: Annual Physical and Financial Progress 2012

Description	Unit of Measure	Physical				Financial			
		Planned	Actual	Accumulated units	EOP units	Planned	Actual	Accumulated costs	EOP costs
Custos Diretos									
Unidades Geradoras Reabilitadas da UHE Furnas	Unidade Geradora	1,00	1,00		5,00	2.000.000,00	1.640.000,00		56.000.000,00
Unidades Geradoras Reabilitadas da UHE LCB	Unidade Geradora	1,00	1,00		3,00	12.000.000,00	11.600.000,00		52.910.000,00
Engenharia, administração e auditoria									
UHE Furnas - Engenharia e Supervisão	N/A					3.527.000,00	834.000,00		14.800.000,00
UHE LCB - Engenharia e Supervisão	N/A					3.165.000,00	459.000,00		9.600.000,00
Administração	N/A					250.000,00	186.000,00		1.450.000,00
Auditoria Externa	N/A								200.000,00
Avaliação intermediária e final	N/A								100.000,00
Sem atribuição específica									
Imprevistos	N/A					7.500.000,00			9.140.000,00
Escalonamento	N/A					1.000.000,00			4.760.000,00
Gastos Financeiros									
Juros, Comissão de Crédito e Inspeção	N/A					1.121.000,00			4.200.000,00
TOTAL						30.563.000,00	14.719.000,00		153.160.000,00