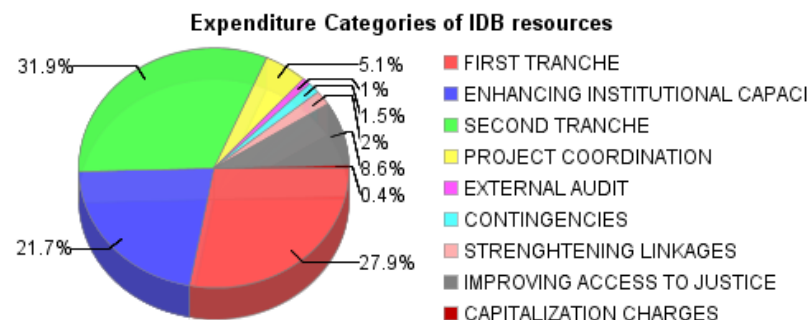
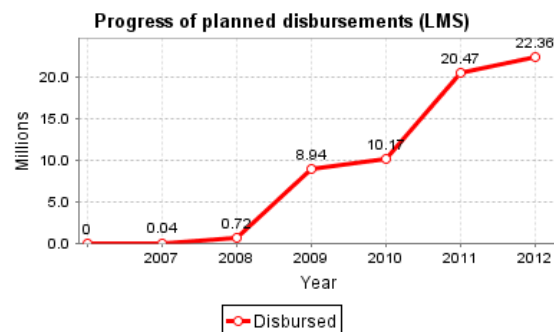
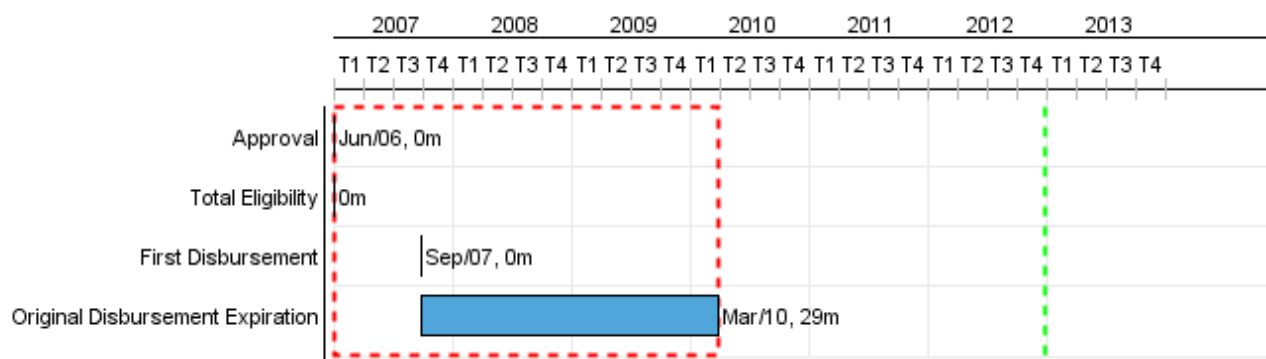


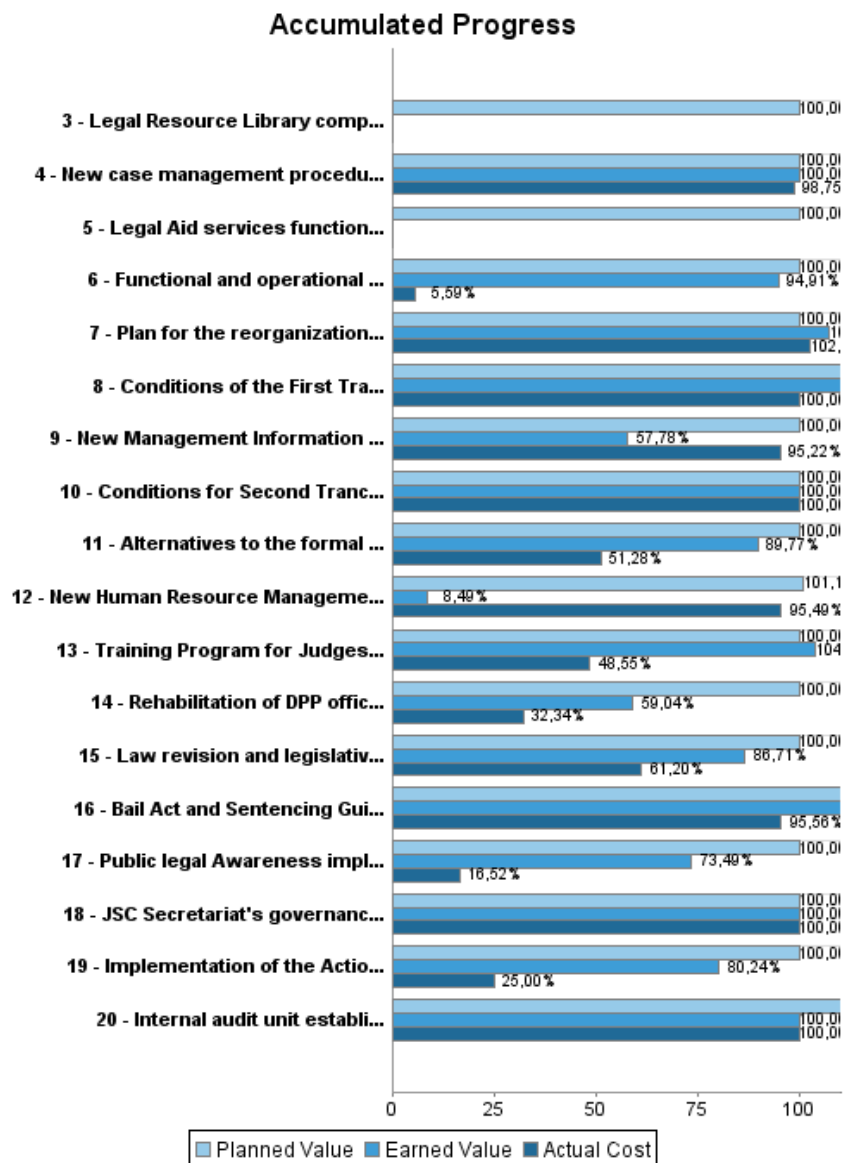
Summary Report

Basic Data		Available Funds (US\$)		Total Cost and Source	
Executing Agency (EA):	Office of the Chief Justice				
Sector:	REFORM / MODERNIZATION OF THE STATE-MODERNIZATION & ADMINIST OF JUSTICE				
Loan Number(s):	1745/SF-GY;1746/SF-GY	Current Approved Amount:	25.000.000,00	Original IDB:	25.000.000,00
Stage:	Approved	Disbursed Amount to Date:	21.927.998,94	Current IDB:	25.000.000,00
Operation Type:	HIB - Hybrid Operation	% Disbursed:	87,71	Pari-passu:	99,00
Related Operation(s):		Balance:	3.072.001,06	Co-Financing/Country:	
Operation Subtype:	HIB - Hybrid Operation			Original Estimate:	25.000.000,00
				Amortization Period (months):	354

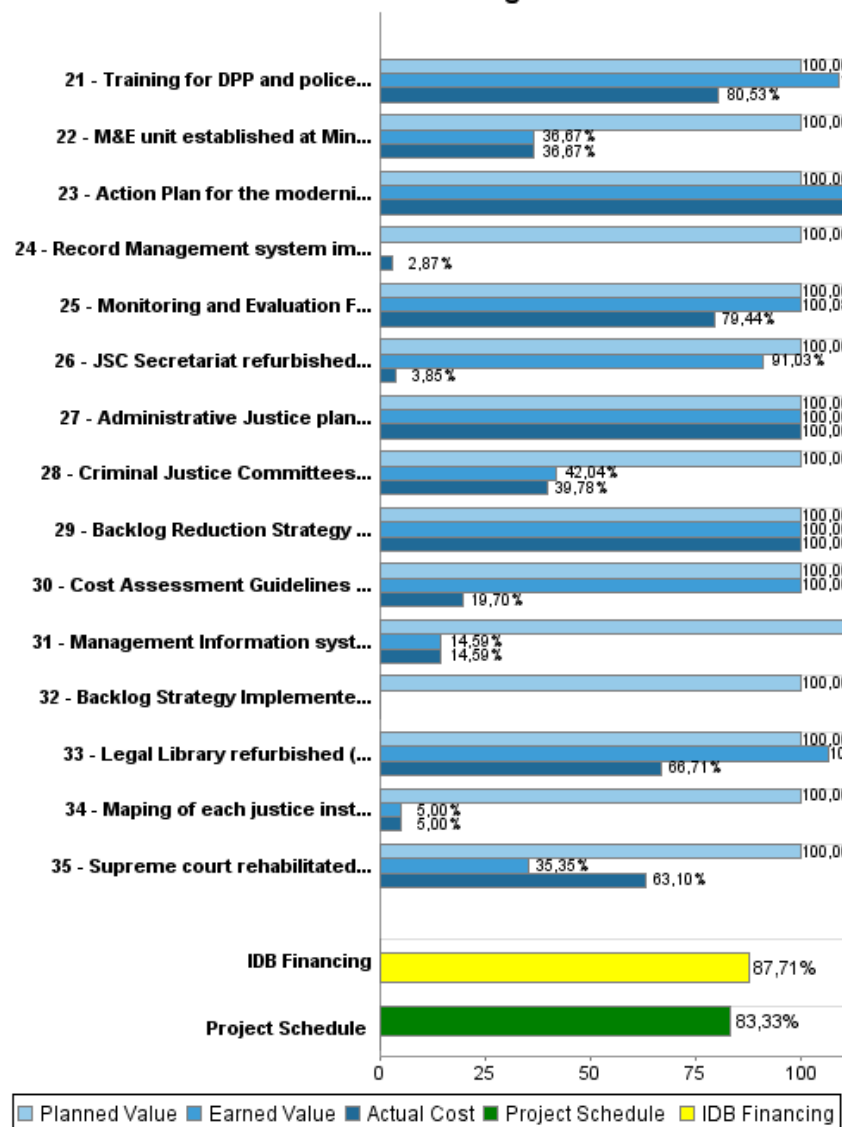
Project Environmental and Social Impact Category	Reformulation	Validation
Project Environmental and Social Impact Category: C(R)	() Was the objective(s) of this project reformulated?	Validated by Division Chief: 28-sep-2012 Validated by Country Representative: 30-sep-2012



Accumulated Progress as of 2012



Accumulated Progress



Outcomes

Outcome:	The clearance rates (cases disposed of / cases filed in the year) is increased
Suppositions:	1.Continuous political commitment to the Justice Sector Reform Strategy. 2.The justice sector has adequate resources to perform its functions.

Indicator	Unit of Measure	Baseline	Baseline Year		End of project
The clearance rates (cases disposed of/ cases filed in the year) within the Magistrates Courts for civil cases	%	33.00	1998	P A	80.00
The clearance rates within the Magistrates Courts for criminal cases	%	50.00	1998	P A	80.00
The clearance rates within the Court of Appeal in civil cases	%	31.00	1998	P A	80.00
The clearance rates within the Court of Appeal for criminal cases	%	69.00	1998	P A	80.00

Outcome:	The proportion of successful criminal prosecutions is improved
Suppositions:	1. Political commitment to the Justice Reform Strategy 2. The justice sector has adequate resources to perform its functions.

Indicator	Unit of Measure	Baseline	Baseline Year		End of project
The proportion of successful criminal prosecutions	%	10.00	2005	P A	25.00

Outcome:	The proportion of successfully settled cases/ cases rerred to mediation is improved.
Suppositions:	1.Political commitment to the Justice Sector Strategy 2.The justice sector has adequate resources to perform its functions.

Indicator	Unit of Measure	Baseline	Baseline Year		End of project
The proportion of sucessfully settled cases / cases referred to mediation	%	12.00	2003	P A	25.00

Outcome:	Backlog reduction program implemented
Suppositions:	1. The justice sector is able oto retain trained staff 2. Budgeted financial resources are made available to the sector in a timely manner 3. the justice sector emplyeeyes have a favurable attitude towards change 4. justice sector institutions are willing to coordinate

Indicator	Unit of Measure	Baseline	Baseline Year		End of project
Reduction of backlogged cases	cases	12,000.00	2005	P A	

Outputs: Annual Physical and Financial Progress 2012

Description	Unit of Measure	Physical				Financial			
		Planned	Actual	Accumulated units	EOP units	Planned	Actual	Accumulated costs	EOP costs
PBL - First Tranche									
Conditions of the First Tranche achieved	Conditions				12,00				7.000.000,00
PBL- Second Tranche									
Conditions for Second Tranche achieved	Conditions				15,00				8.000.000,00
Investment I: Enhancing Institutional Capacity									
JSC Secretariat's governance policies and operational rules developed (1.1 a Strengthening of the JSC)	JSC Rules				1,00				52.000,00
JSC Secretariat refurbished (1.1 b Strengthening of JSC)	JSC Refurbished				1,00				39.000,00
New case management procedures in High Court and Magistrates Court (1.2 a Backlog and Delay Reduction)	HC Procedures				1,00				80.000,00
Backlog Reduction Strategy Developed (1.2 b Backlog and Delay Reduction)	Strategic Plan				1,00				74.000,00
Backlog Strategy Implemented (1.2 c Backlog and Delay Reduction)	Backlog implementation				1,00				352.000,00
Internal financial management manual for the Registrar's office produced (1.3 a Streng Court Admin)	Fin. Manual				1,00		26.307,00		11.000,00
New Management Information System (MIS) developed (1.3 b Streng Court Adm)	%	40,00			100,00	190.000,00	209.959,00		450.000,00
New Human Resource Management System developed (1.3 c Streng Court Adm)	HR policies	1,00			1,00	45.000,00	78.298,00		90.000,00
Internal audit unit established (1.3 d Streng Court Adm)	Int. Audit. Unit				1,00				10.000,00
Training Program for Judges and Magistrates (1.4 a Skill and Productivity)	Judges	10,00			30,00	50.000,00			250.000,00
Legal Resource Library completed (1.4 b Skills and Productivity Enhancement)	legal library				1,00				250.000,00
Training in the new criminal and procedural laws (1.5 : Amending Civil and Criminal procedural laws)	judges and magistrates trained		30,00		30,00		28.000,00		35.000,00
Supreme court rehabilitated (1.6 Physical improvements to courtrooms)	%	50,00			100,00	984.000,00	250.996,00		1.584.000,00
Functional and operational reorganization of DPP designed (1.7 a : Criminal Justice Improvements)	reorganization plan designed				1,00				223.912,00
Rehabilitation of DPP offices completed (1.7 b Criminal Justice Improvements)	%	30,00	45,00		100,00	67.000,00	70.724,00		267.000,00

Description	Unit of Measure	Physical				Financial			
		Planned	Actual	Accumulated units	EOP units	Planned	Actual	Accumulated costs	EOP costs
Management Information system completed (1.7 c Criminal Justice Improvements)	%		25,00		100,00		57.458,00		522.000,00
Plan for the reorganization of the DPP implemented (1.7 d; Criminal Justice Improvements)	%	25,00			100,00	58.208,00			298.208,00
Training for DPP and police prosecutors completed (1.7 e Criminal Justice Improvements)	DPP and police prosecutors trained				46,00				55.000,00
Bail Act and Sentencing Guidelines developed (1.8 Criminal Procedures Improvement)	Act and Guidelines				2,00				45.000,00
Cost Assessment Guidelines developed (1.9 Civil Procedures Improvement)	Guidelines				1,00				66.000,00
Administrative Justice plan developed (1.10 Administrative Justice)	Plan				1,00				30.000,00
Action Plan for the modernization of the Ministry of Legal Affairs completed (1.11 a: Institutional Strengthening of Mola)	action plan completed				1,00				65.988,00
Implementation of the Action Plan for modernization of MOLA completed (1.11 b: Inst . Strengthening of Mola)	plan implemented				1,00	59.000,00			249.000,00
Legal Library refurbished (1.11 c: Inst. Stregth. of Mola)	library refurbished				1,00	36.827,00	43.357,00		136.827,00
Record Management system implemented (1.11 d: Inst Streng of Mola)	MIS system functioning				1,00	47.065,00			147.065,00
Investment II: Strenthening Linkages among Justice Institutions									
Maping of each justice institutions completed (2.1.a Sector Wide Policy Leadership)	mapping completed				1,00				60.000,00
Monitoring and Evaluation Framework completed (2.1 b : Sector Wide Policy Leadership)	M&E System				1,00	39.950,00	14.396,00		209.950,00
M&E unit established at Ministry of Legal Affairs (2.1 c Sector Wide Policy Leadership)	M&E unit		1,00		1,00	23.050,00	26.790,00		73.050,00
Criminal Justice Committees and Civil Justice Committes established (2.2: Ensuring Participation of Users and Beneficiaries)	Committees				2,00	7.000,00			157.000,00
Investment III: Improving Access to Justice									
Legal Aid services functioning (3.1: Expansion of Legal Aid Services)	%				100,00				424.100,00
Public legal Awareness implemented (3.2)	%	20,00	10,00		100,00	30.264,00	17.160,00		335.264,00
Alternatives to the formal justice system provided (3.3)	paralegal program				1,00	51.000,00	23.146,00		251.000,00

PROGRESS MONITORING REPORT

GY-L1009 - Justice Administration System
2012 1º period with closure up to (30-sep-2012)

Inter-American Development Bank - IDB

Office of Strategic Planning and Development Effectiveness

Last Update: 28/09/2012

Description	Unit of Measure	Physical				Financial			
		Planned	Actual	Accumulated units	EOP units	Planned	Actual	Accumulated costs	EOP costs
Law revision and legislative framework completed (3.4)	%	13,00	10,00		100,00	172.636,00	68.192,00		1.122.636,00
Project Coordination									
Project Coordination MLA	N/A					84.000,00	99.483,00		634.000,00
Project Coordination High Court Unit	N/A					75.000,00	35.033,00		635.000,00
External Audit and Evaluation									
External Audit and Evaluation	N/A					168.000,00	18.242,00		250.000,00
Contingencies									
Contingencies Ministry of Legal Affair Component	N/A					726.000,00			182.500,00
Contingencies High Court Component	N/A					182.000,00			182.500,00
Financial Costs									
Capitalization charges	N/A								100.000,00
TOTAL						3.096.000,00	1.067.541,00		25.000.000,00