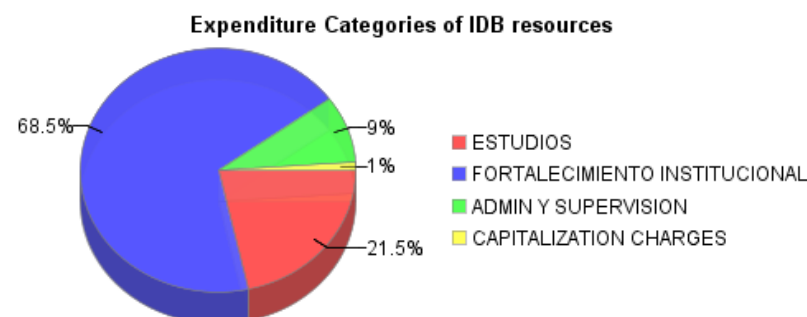
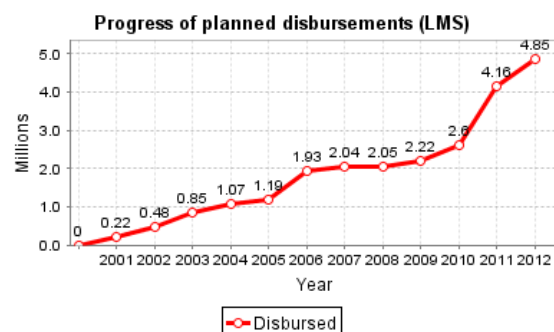
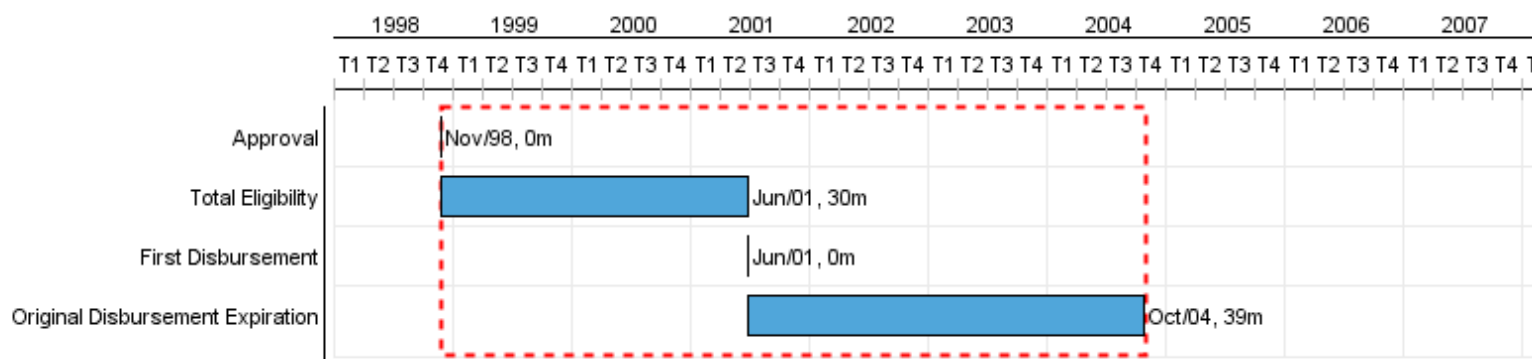


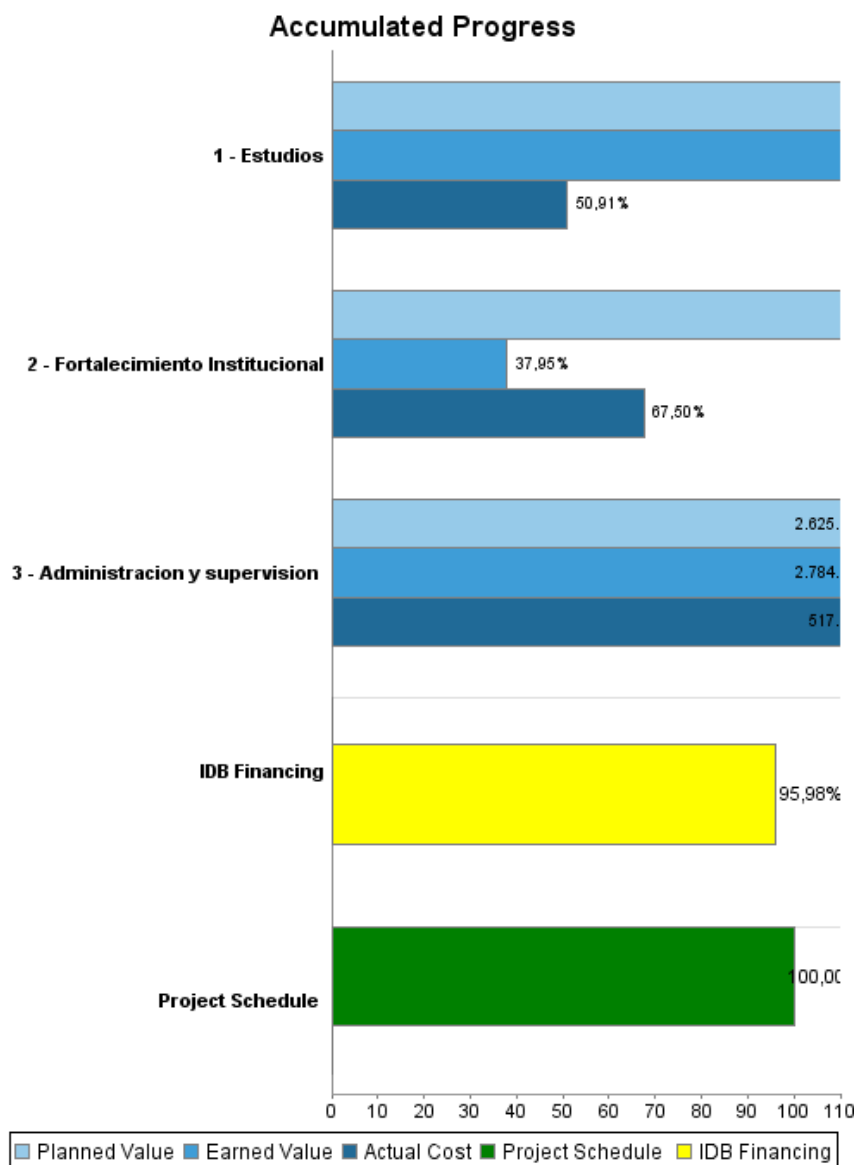
Summary Report

Basic Data		Available Funds (US\$)		Total Cost and Source	
Executing Agency (EA):	SECRETARIA TECNICA DE PLANIFICACION DEL DESARROLLO ECONOMICO SOCIAL				
Sector:	FINANCIAL MARKETS-BANKING MARKET DEVELOPMENT				
Loan Number(s):	1143/OC-PR	Current Approved Amount:	5.000.000,00	Original IDB:	5.000.000,00
Stage:	Approved	Disbursed Amount to Date:	4.798.977,70	Current IDB:	5.000.000,00
Operation Type:	INV - Investment	% Disbursed:	95,98	Pari-passu:	83,00
Related Operation(s):		Balance:	201.022,30	Co-Financing/Country:	1.000.000,00
Operation Subtype:	ESP - Specific Investment Operation			Original Estimate:	6.000.000,00
				Amortization Period (months):	162

Project Environmental and Social Impact Category	Reformulation	Validation
Project Environmental and Social Impact Category: B13(R)	() Was the objective(s) of this project reformulated?	Validated by Division Chief: 24-sep-2012 Validated by Country Representative: 26-sep-2012



Accumulated Progress as of 2012



Outcomes

Outcome:	Propósito (Efecto)
	Pertinencia y priorización de PyPs(IP) mejorada

Indicator	Unit of Measure	Baseline	Baseline Year		2008	2009	2010	2011	End of project
Nuevos PyPs (IP) registrados e incorporados en el Banco de Proyectos (BP) están evaluados, registrados, clasificados y priorizados en función de los Planes de Desarrollo (PNDES) del Gobierno.	%	0.01	2006	P A		30.00 30.00	40.00 40.00	50.00	50.00

Outcome:	Efecto Intermedio (1)
	Proceso de priorización mejor justificado y documentado.

Indicator	Unit of Measure	Baseline	Baseline Year		2008	2009	2010	2011	End of project
Los PyPs que se incorporan al Banco de Proyectos se clasifican, priorizan y definen para su integración al SNIP con procesos formalizados y cuentan con información suficiente, consistente y actualizada.	%	0.01	2006	P A		10.00 10.00	20.00 20.00	30.00	30.00

Outputs: Annual Physical and Financial Progress 2012

Description	Unit of Measure	Physical				Financial			
		Planned	Actual	Accumulated units	EOP units	Planned	Actual	Accumulated costs	EOP costs
Estudios									
Estudios	numero de estudios				34,00		193.419,00		1.796.446,00
Fortalecimiento Institucional									
Fortalecimiento Institucional	%				100,00	370.000,00	387.323,00		2.795.889,00
Gastos administrativos									
Administracion y supervision	fgh				100,00	15.000,00	4.128,35		12,00
TOTAL						385.000,00	584.870,35		4.592.347,00