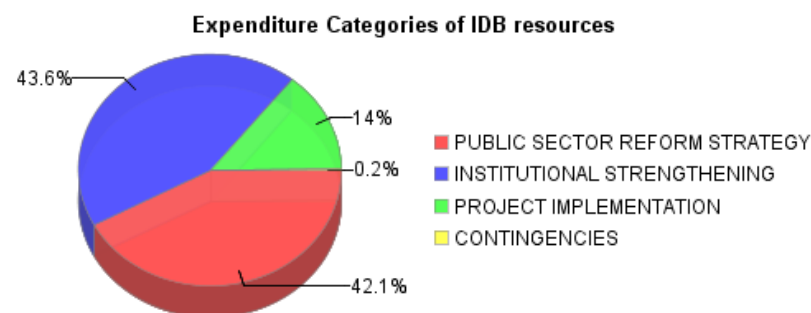
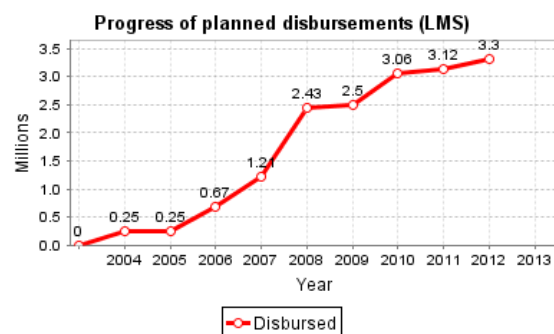
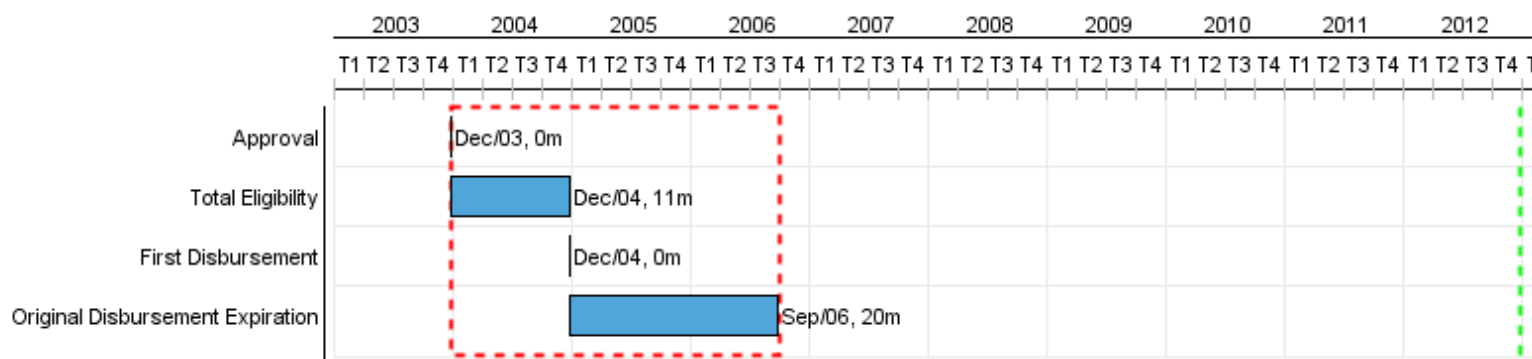


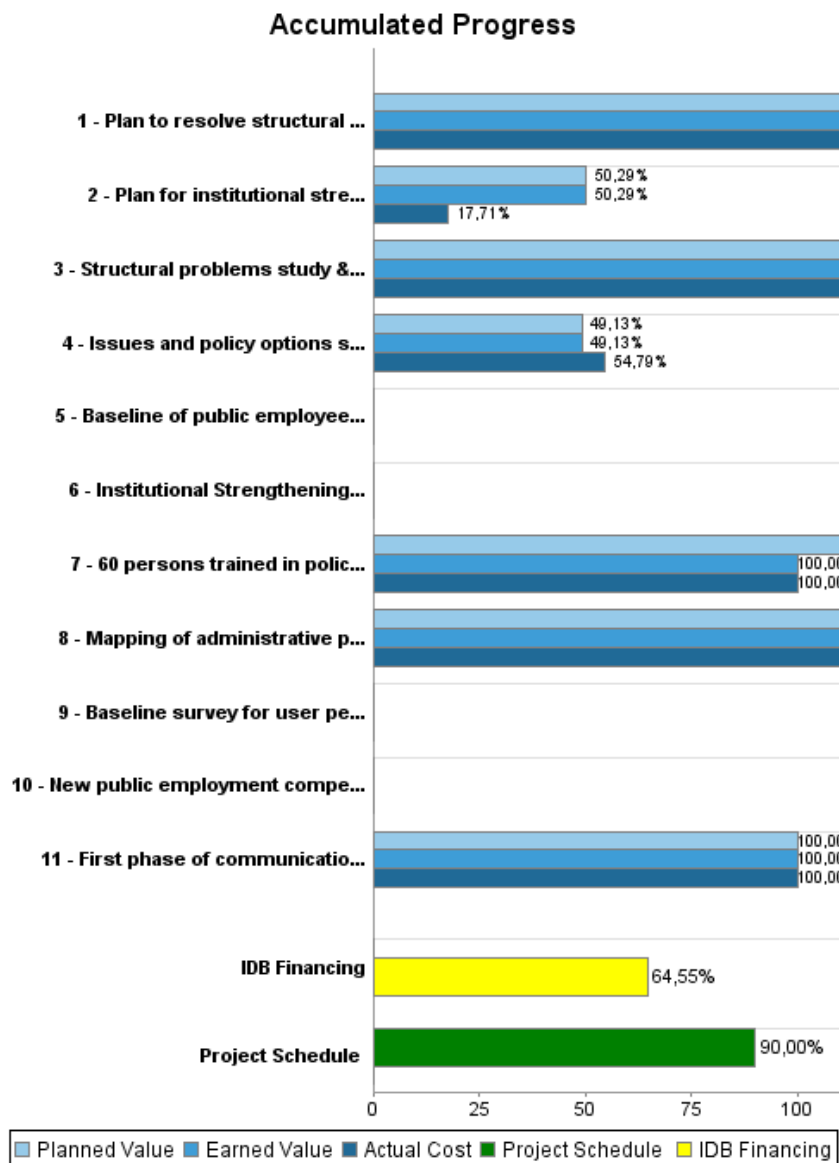
Summary Report

Basic Data		Available Funds (US\$)		Total Cost and Source	
Executing Agency (EA):	Ministry of Public Administration and Information				
Sector:	REFORM / MODERNIZATION OF THE STATE-REFORM AND PUBLIC SECTOR SUPPORT				
Loan Number(s):	1523/OC-TT	Current Approved Amount:	5.000.000,00	Original IDB:	5.000.000,00
Stage:	Approved	Disbursed Amount to Date:	3.227.556,08	Current IDB:	5.000.000,00
Operation Type:	INV - Investment	% Disbursed:	64,55	Pari-passu:	80,00
Related Operation(s):		Balance:	1.772.443,92	Co-Financing/Country:	1.250.000,00
Operation Subtype:	SEF - Sector Facility			Original Estimate:	6.250.000,00
				Amortization Period (months):	204

Project Environmental and Social Impact Category	Reformulation	Validation
Project Environmental and Social Impact Category: C(R)	() Was the objective(s) of this project reformulated?	Validated by Division Chief: 27-sep-2012 Validated by Country Representative: 28-sep-2012



Accumulated Progress as of 2012



Outcomes

Outcome:	Quality and efficiency of public services improved through the development and implementation of a long-term strategy to transform the public sector
-----------------	--

Indicator	Unit of Measure	Baseline	Baseline Year		2008	2009	2010	2011	End of project
Key strategic issues in support of the Public Sector Transformation Program identified and approved by Cabinet with package of solutions	Policy Statement		2011	P		100.00			1.00
				A		100.00			
Public and government perception of communications with and within government agencies improves (survey).	%		2008	P	49.00	49.00	49.00	49.00	49.00
				A		53.00	50.00		
Users satisfied with the final outcome.	%		2008	P	70.00	70.00	70.00		70.00
				A	70.00	71.00	73.00		
Average cost per user	\$		2008	P					
				A					
Users satisfied with quality of the service.	%		2008	P	34.00	34.00	34.00	34.00	34.00
				A	34.00	22.00	23.00		
Users say service got better from over the past 5 years due to public sector modernization.	%		2008	P	28.00	28.00	28.00	28.00	28.00
				A	28.00	24.00	17.00		
Average time required to complete a public service transaction.	Days		2008	P					
				A					

Outputs: Annual Physical and Financial Progress 2012

Description	Unit of Measure	Physical				Financial			
		Planned	Actual	Accumulated units	EOP units	Planned	Actual	Accumulated costs	EOP costs
Development and implementation of a Public Sector Reform Strategy, including consensus-building and communications components, developed, disseminated and discussed with stakeholders (originally there was no title at all for this component)									
Issues and policy options study completed	Studies				2,00				1.327.000,00
Structural problems study & communications strategy	Report				1,00				532.000,00
First phase of communications strategy implemented	Report				1,00				100,00
Baseline survey for user perceptions of public services carried out	Survey				4,00				
Structural capacity of the Public Sector strengthened. [original title before associating operations was 'Strengthening of the Public Sector's Structural Capacity']									
Baseline of public employee demographics and attitudes completed	Report				1,00				
Mapping of administrative processes	Report				1,00				56.200,00
Plan to resolve structural issues hindering implementation of lhris completed	Plan				1,00				6.244,00
New public employment compensation policy developed and sent to Cabinet	Report				1,00				
Plan for institutional strengthening of CSO developed and implemented	Report				2,00				1.750.000,00
60 persons trained in policy development and M&E.	Staff				60,00				140.000,00
Institutional Strengthening of the MOF -- PFM reform implementation plan	Report				1,00				178.820,00
Administrative Costs									
Project Implementation - includes project staff and costs	N/A						23.000,00		641.947,00
TOTAL							23.000,00		4.632.311,00