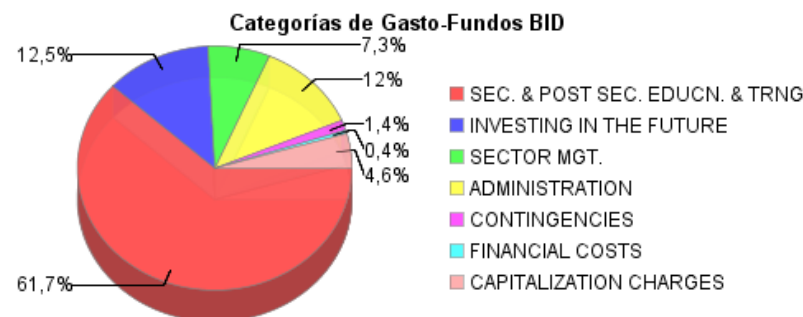
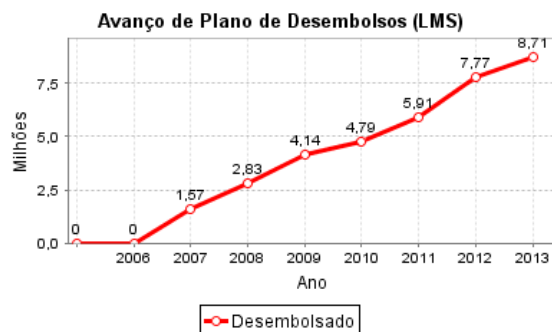
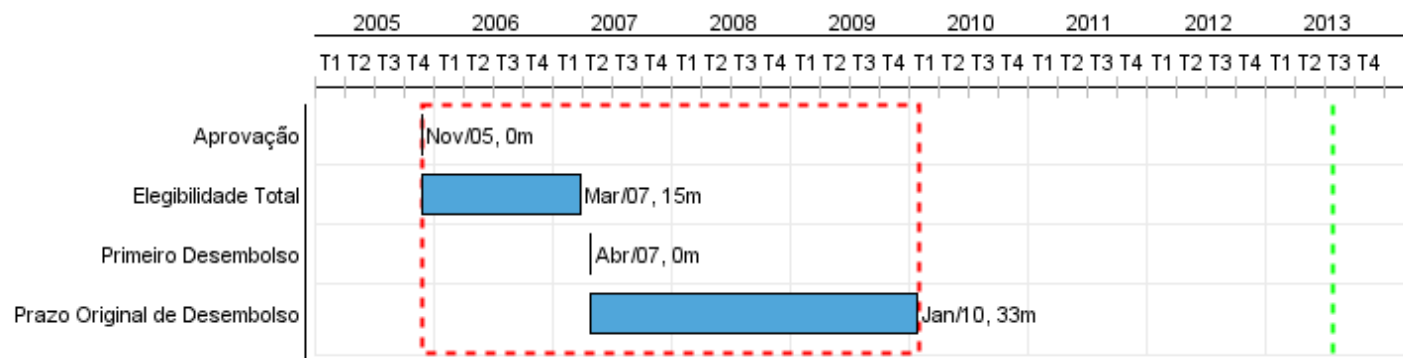


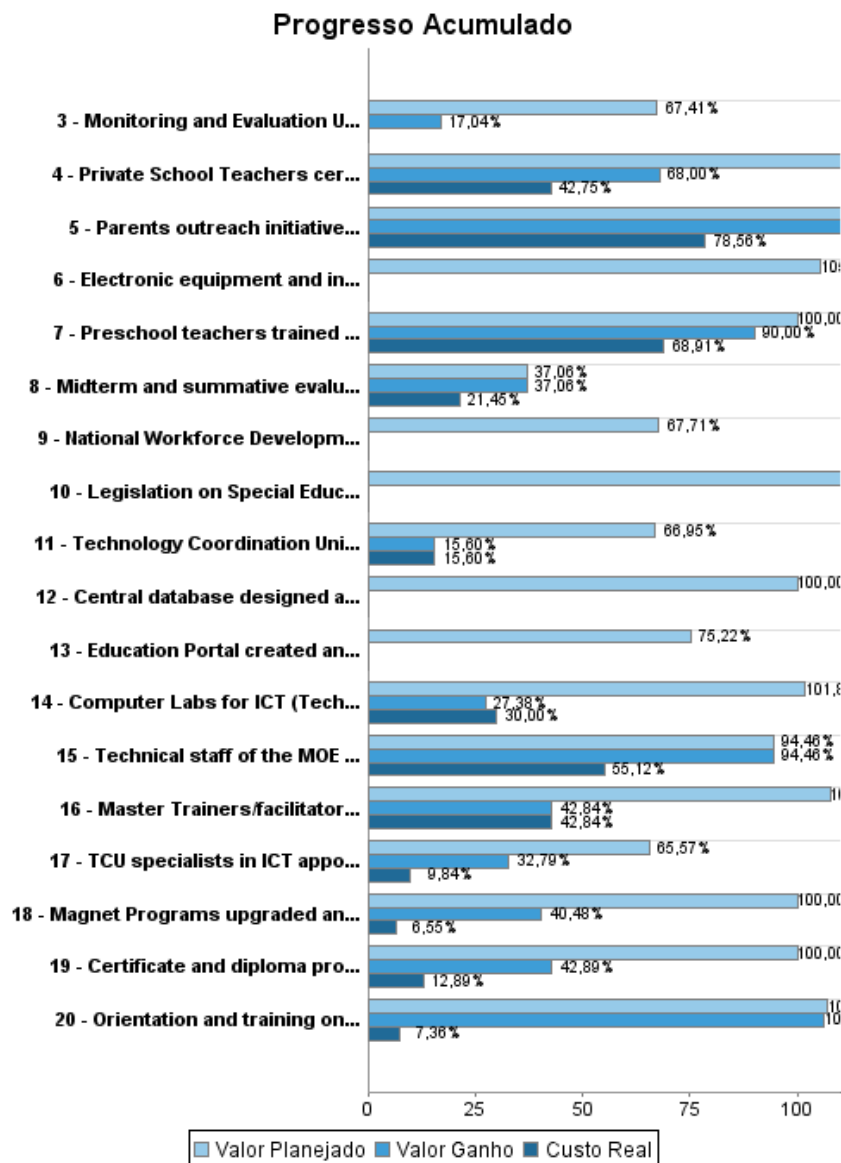
Relatório Resumido

Dados Gerais			Fundos Disponíveis (US\$)		Custo Total e Fonte	
Executor:	MINISTRY OF EDUCATION					
Setor:	EDUCATION					
Número da Operação:	1695/OC-BH		Atual:	12.856.916,58	Original BID:	18.000.000,00
Estágio:	Approved		Desembolsado:	8.705.905,65	Corrente BID:	12.856.916,58
Tipo Operação:	INV - Investimento		% Desembolsado:	67,71	Pari-passu:	80,00
Operação Relacionada:			Saldo:	4.151.010,93	Cofinanciamento/País:	4.500.000,00
Subtipo de Operação:	PFM - Multi-Phase Lending Project				Original Estimado:	22.500.000,00
					Período de Amortização (meses):	192

Categoria do impacto social	Reformulação	Validação
Categoria do impacto social:	C(R) (X) Os objetivos do projeto foram reformulados?	Validado pelo Chefe de Divisão: 11-abr-2013 Validado pelo Representante do País:



Progresso Acumulado até 2012



RELATÓRIO DE MONITOREIO DE PROGRESSO

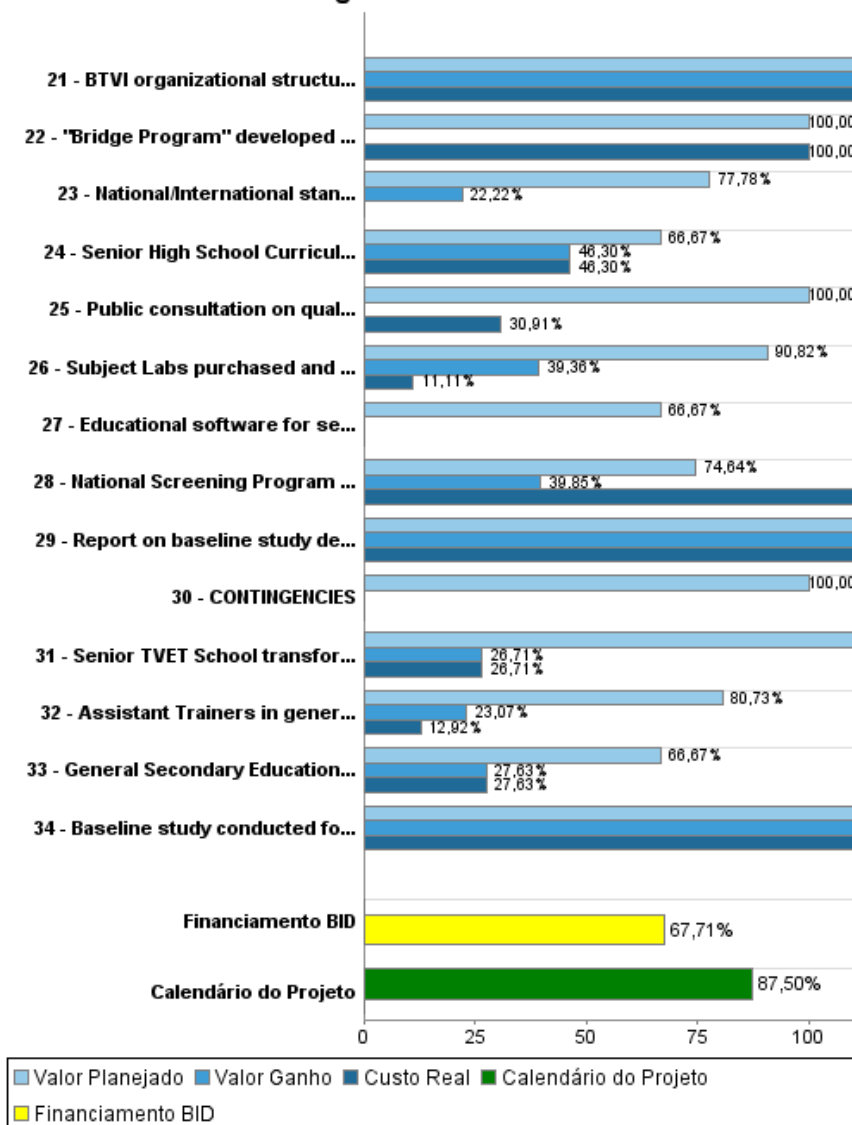
BH-L1003 - Investing in Students and Programmes for the Innovative Reform of Education
2012 2º período com fechamento em (7-Mai-2013)

Banco Interamericano de Desenvolvimento - IDB

Escritório de Planejamento Estratégico e Efetividade no Desenvolvimento

Última Atualização do PMR: 11/04/2013

Progresso Acumulado



Resultados

Resultado: National framework for technical and vocational education and training (TVET) improved

Indicador	Unidade Medida	Linha Base	Ano Linha Base		2011	2012	2013	Final do Projeto
% Teachers applying new standards in TVET	% teachers		2010	P A				

Resultado: Increased relevancy of National curricula to the need of the individuals and the society

Indicador	Unidade Medida	Linha Base	Ano Linha Base		2011	2012	2013	Final do Projeto
Aggregate passes of high school graduates obtaining at least one career and technical certification	students	533,00	2010	P A		363,00		1.066,00

Resultado: Integrated approach to Information Communication Technology provided to increase efficiency and effectiveness of the administrative process and support and enhance educational programmes

Indicador	Unidade Medida	Linha Base	Ano Linha Base		2011	2012	2013	Final do Projeto
Public schools with operational e-literacy in core courses	% schools	20,00	2010	P A	20,00	40,00 50,00	80,00	100,00

Resultado: Learning opportunities provided at BTVI enable individuals to be globally competitive and economically independent

Indicador	Unidade Medida	Linha Base	Ano Linha Base		2011	2012	2013	Final do Projeto
Student completion rate for construction and IT courses	students	25,00	2010	P A	25,00 14,00	30,00 88,00	35,00	35,00

Resultado: Quality of Early Childhood Education programs improved

Indicador	Unidade Medida	Linha Base	Ano Linha Base		2011	2012	2013	Final do Projeto
Regulations/ National Standards to preschool legislation implemented and distributed to stakeholders	% of stakeholders to whom new standards have been distributed		2010	P A	25,00	60,00	100,00	100,00

Resultado: School capacity strengthened in order to accommodate students with a wide range of special needs

Indicador	Unidade Medida	Linha Base	Ano Linha Base		2011	2012	2013	Final do Projeto
An increase in the number of teachers equipped with strategies that will reach the learning needs of all students in demonstration schools.	Teachers	5,00	2010	P A	141,00 169,00	153,00 82,00	153,00	153,00

RELATÓRIO DE MONITOREIO DE PROGRESSO

BH-L1003 - Investing in Students and Programmes for the Innovative Reform of Education
2012 2º período com fechamento em (7-Mai-2013)

Banco Interamericano de Desenvolvimento - IDB
Escritório de Planejamento Estratégico e Efetividade no Desenvolvimento
Última Atualização do PMR: 11/04/2013

Early identification and remediation of 100% of preschoolers and first grade students with special needs completed by the end of the program	% of students screened		2010	P	5.870,00	100,00	100,00	100,00
				A	100,00	100,00		

Produtos: Progresso Físico e Financeiro Anual 2012

Descrição	Unidade de medida	Físico				Financeiro			
		Planejado	Atual	Unidades Acumuladas	Unidades FDP	Planejado	Atual	Custos Acumulados	Custos FDP
National Framework for Technical Education & Vocational Training									
National/International standards developed or adapted in collaboration with the private sector	Trades with standards	6,00			2,00	25.000,00			45.000,00
Senior TVET School transformed to a Career Academy through refurbishing existing facilities completed.	School	1,00			1,00	300.000,00			600.000,00
General Secondary Education curricula for Math, Science and Language reviewed and approved	curriculum		1,00		1,00	94.000,00	50.000,00		282.000,00
Senior High School Curriculum for Hospitality, Business/ ICT Studies, and Technical Studies (construction) developed and approved	Curriculum		1,00		1,00	36.000,00	50.000,00		108.000,00
Magnet Programs upgraded and new curriculum implemented in 6 pilot schools	Schools	4,00	2,00		6,00	500.000,00	60.000,00		1.260.000,00
Computer Labs for ICT (Technology upgrade for secondary schools) installed.	Computer labs	15,00	27,00		38,00	456.400,00	900.000,00		3.000.000,00
Subject Labs purchased and installed in 27 schools at the end of the program	Subject labs	39,00	77,00		81,00	179.400,00	100.000,00		900.000,00
Master Trainers/facilitators in institutional management techniques trained	Teachers		25,00		15,00	40.000,00	25.000,00		92.890,00
Assistant Trainers in general and subject specific teaching techniques trained	Teachers	35,00	20,00		70,00	50.000,00	16.000,00		123.870,00
Education Portal created and operational	Portal				1,00	130.000,00			258.250,00
Educational software for secondary education purchased and integrated into the portal	System Strengthened				1,00	173.000,00			519.000,00
BTVI organizational structure and capacity for Administration and Students Support expanded	Firma consultora		1,00		1,00	228.000,00	52.000,00		156.744,00
Certificate and diploma programs within BTVI in response to immediate and future needs in the trades, construction technology, IT and business office	Procurement	1,00	1,00		1,00	60.000,00			200.000,00
"Bridge Program" developed and implemented	Program		1,00		1,00				10.000,00
National Workforce Development (NWDC) established and operational	Staff	3,00			3,00	103.000,00			319.000,00
TCU specialists in ICT appointed	Staff	3,00	1,00		3,00	120.000,00	16.000,00		366.000,00
Technology Coordination Unit (TCU) created and operational	Coordination Unit		1,00		1,00	80.000,00	10.000,00		239.000,00
Investing in the Future									

RELATÓRIO DE MONITOREIO DE PROGRESSO

BH-L1003 - Investing in Students and Programmes for the Innovative Reform of Education
2012 2º período com fechamento em (7-Mai-2013)

Banco Interamericano de Desenvolvimento - IDB

Escritório de Planejamento Estratégico e Efetividade no Desenvolvimento

Última Atualização do PMR: 11/04/2013

Descrição	Unidade de medida	Físico				Financeiro			
		Planejado	Atual	Unidades Acumuladas	Unidades FDP	Planejado	Atual	Custos Acumulados	Custos FDP
Public consultation on quality standards for preschool launched	Launching		1,00		1,00				55.000,00
Laboratory Preschool with Resource Centre established	Preschool				1,00				109.240,00
Report on baseline study developed and approved	Study		1,00		1,00		48.000,00		48.050,00
Private School Teachers certified with the Government Assisted Program (GAP)	Teachers	100,00	99,00		200,00	200.000,00	60.000,00		400.000,00
Parents outreach initiative accomplished for Family Islands	Outreach program	1,00	1,00			49.000,00	20.000,00		49.000,00
Legislation on Special Education approved by Parliament, and standards and policies approved by MOE	Legislation				1,00				15.000,00
Orientation and training on Legislation policy and standards in special education completed	Teachers	60,00	103,00		110,00	167.000,00			290.000,00
Teachers and parents from demonstration schools trained in inclusive education	Teachers	500,00	1.607,00		1.000,00	24.500,00	20.000,00		48.500,00
Electronic equipment and instructional materials in Inclusive Education for Demonstration Schools provided	Schools	3,00			5,00	73.000,00			400.000,00
National Screening Program for preschool children performed yearly	Screening	1,00			3,00	16.000,00	20.000,00		46.000,00
Preschool teachers trained in carrying out screening and parents to use support materials	Teachers	500,00	500,00		1.000,00	38.850,00	20.000,00		77.700,00
Baseline study conducted for Inclusive Education	Study				1,00		40.000,00		22.400,00
Administration									
Project Coordinating Unit fully functional with appropriate staff hired	N/A					158.667,00	198.000,00		476.000,00
Contingencies reserved	N/A					210.908,00	182.873,00		632.724,00
Government expenditures in Loan Administration	N/A					154.803,00			464.408,00
Financial costs and capital charges	N/A					188.000,00			564.000,00
CONTINGENCIES	Dollars								182.000,00
Strengthening Sector Management									
Central database designed and implemented	Data base	1,00			1,00	120.000,00			120.000,00
Technical staff of the MOE strengthened in Monitoring and Evaluation	Staff	1,00	1,00		1,00	28.400,00			72.200,00
Midterm and summative evaluations performed	Evaluation		1,00		2,00				71.500,00
Monitoring and Evaluation Unit equipped with new personnel	Staff	2,00	1,00		1,00	46.000,00			135.000,00
Costs from prior to restructuring									
1.1 ICT in Curriculum	N/A								111.000,00

RELATÓRIO DE MONITOREIO DE PROGRESSO

BH-L1003 - Investing in Students and Programmes for the Innovative Reform of Education
2012 2º período com fechamento em (7-Mai-2013)

Banco Interamericano de Desenvolvimento - IDB

Escritório de Planejamento Estratégico e Efetividade no Desenvolvimento

Última Atualização do PMR: 11/04/2013

Descrição	Unidade de medida	Físico				Financeiro			
		Planejado	Atual	Unidades Acumuladas	Unidades FDP	Planejado	Atual	Custos Acumulados	Custos FDP
1.2 BTVI	N/A								1.900.000,00
1.3 Secondary Curriculum	N/A								168.000,00
1.4 NWCD	N/A								585.000,00
2.1 Early Education	N/A								191.000,00
2.2 Inclusive Education	N/A								183.000,00
3.1 Design & Implementation of EMIS	N/A								428.000,00
3.2 Leadership Capacity Building	N/A								47.000,00
3.3 Monitoring and Evaluation	N/A								378.000,00
4.1 Project Coordinating Unit	N/A								2.855.000,00
4.2 Audit	N/A								88.000,00
Public sector involvement in PPP	N/A								118.316,00
TOTAL						4.049.928,00	1.887.873,00		19.810.792,00