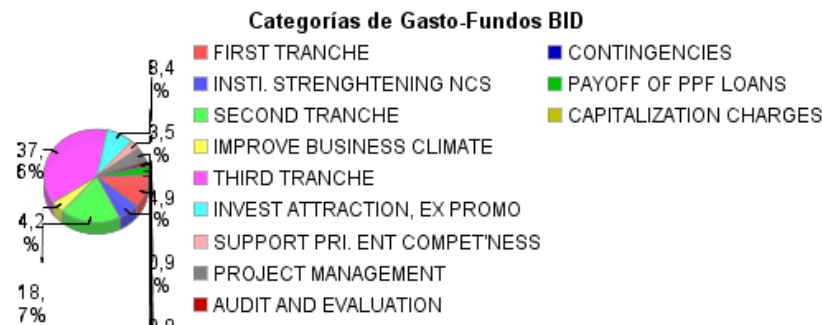
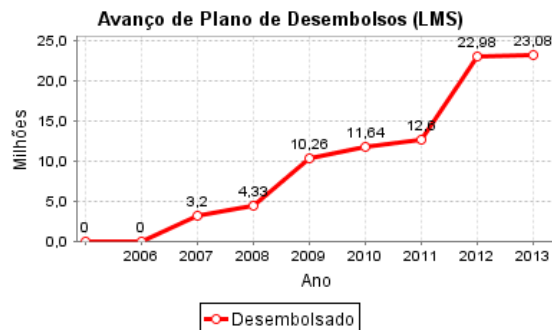
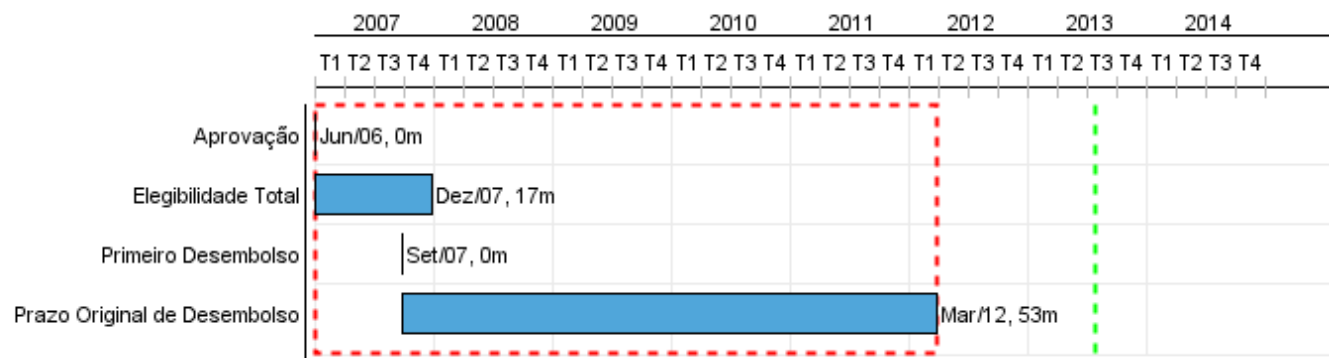


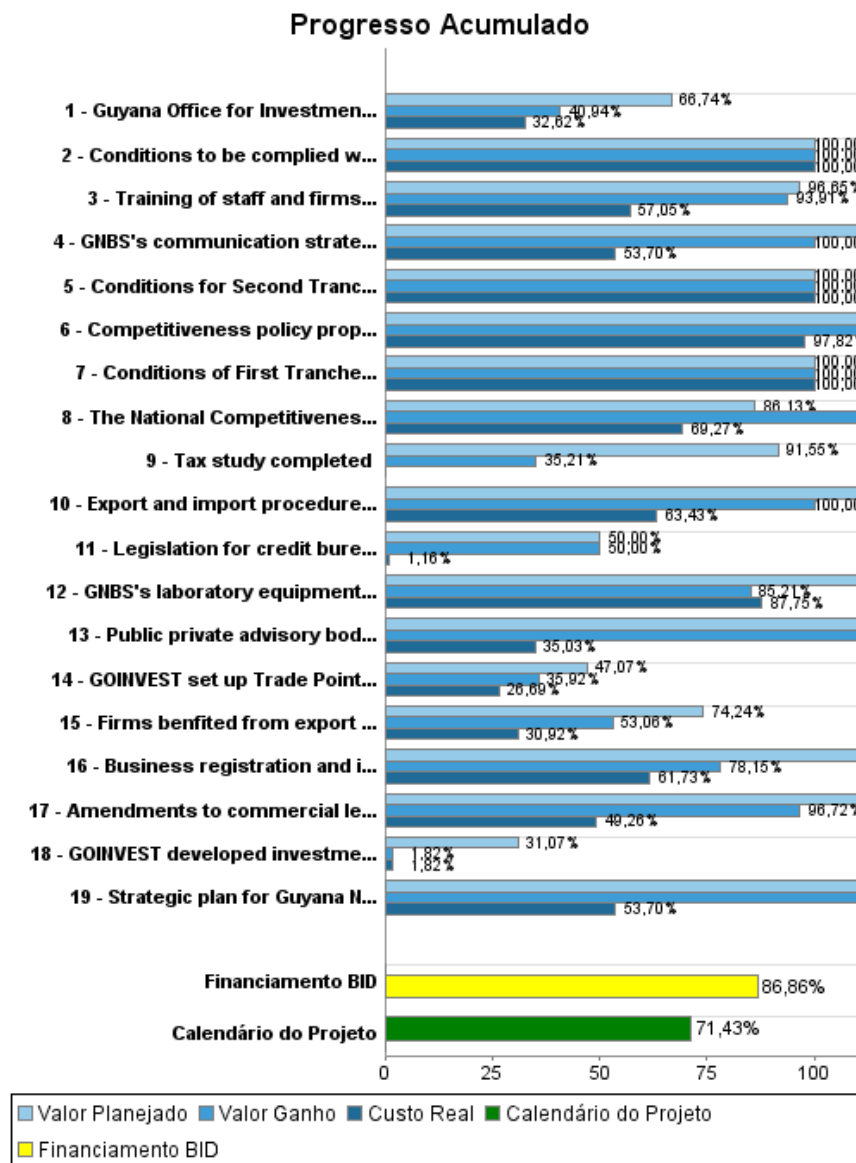
## Relatório Resumido

Dados Gerais	Fundos Disponíveis (US\$)	Custo Total e Fonte
Executor: MINISTRY OF FINANCE		
Sector: PRIVATE FIRMS AND SME DEVELOPMENT		
Número da Operação: 1750/SF-GY;1751/SF-GY	Atual: 26.650.000,00	Original BID: 26.650.000,00
Estágio: Approved	Desembolsado: 23.147.997,70	Corrente BID: 26.650.000,00
Tipo Operação: HIB - Hybrid Operation	% Desembolsado: 86,86	Pari-passu: 99,00
Operação Relacionada: GY-L1010	Saldo: 3.502.002,30	Cofinanciamento/País: 350.000,00
Subtipo de Operação: HIB - Hybrid Operation		Original Estimado: 27.000.000,00
		Período de Amortização (meses): 354

Categoria do impacto social	Reformulação	Validação
Categoria do impacto social: B13(R)	( ) Os objetivos do projeto foram reformulados?	Validado pelo Chefe de Divisão: 12-abr-2013 Validado pelo Representante do País: 12-abr-2013



## Progresso Acumulado até 2012



## Resultados

<b>Resultado:</b>	Guyana's public private institutional framework defined to monitor competitiveness policies.
<b>Suposições:</b>	Continued interest from the public and private sector to engage in dialogue for competitiveness policies.
<b>Observações:</b>	To be achieved two years after last disbursement

Indicador	Unidade Medida	Linha Base	Ano Linha Base		2014	Final do Projeto
Members of the public private committees involved in the definition of the National Competitiveness Strategy.	%		2006	P A	70,00	70,00
Quarterly meetings by the National Competitiveness Council	meetings		2006	P A	8,00	8,00
Proposals with input from advisory institutions approved by Cabinet.	proposals		2006	P A	14,00	14,00

<b>Resultado:</b>	Guyana's business environment for private investment and export development improved.
<b>Suposições:</b>	Continued interest from the public agencies involved in implementing the policy reforms.

Indicador	Unidade Medida	Linha Base	Ano Linha Base		2014	Final do Projeto
Business Competitiveness Index (WEF).	Index	3,27	2006	P A	4,00	4,00

<b>Resultado:</b>	The effectiveness and efficiency of investment and export promotion related agencies have been improved.
<b>Suposições:</b>	Go-Invest has commitments for future funding and human resource capacity to offer and sustain improved services.

Indicador	Unidade Medida	Linha Base	Ano Linha Base		2014	Final do Projeto
Quality of service at the Guyana Office for Investment (GOINVEST) satisfactory.	%	76,00	2003	P A	80,00	80,00
GOINVEST supported materialized investment projects.	Projects	75,00	2005	P A	100,00	100,00
Exporters supported by GOINVEST.	Exporters	40,00	2005	P A	80,00	80,00
Guyana National Bureau of Standards (GNBS) is accredited an ISO certifier.	Accreditation		2006	P A	1,00	1,00
Firms ISO certified	Certification	4,00	2006	P A	20,00	20,00
Public private mechanism in place to support export development.	%		2006	P A	1,00	1,00
Exports (with business plan supported)	%		2005	P A	20,00	20,00

## Produtos: Progresso Físico e Financeiro Anual 2012

Descrição	Unidade de medida	Físico				Financeiro			
		Planejado	Atual	Unidades Acumuladas	Unidades FDP	Planejado	Atual	Custos Acumulados	Custos FDP
<b>Strengthened institutional capacity to formulate and implement competitiveness policy</b>									
Public private advisory bodies active (National Competitiveness Council, NACEN. Small Business Council, Investment Promotion Council).	active	3,00	3,00		4,00	180.937,00	21.250,00		245.785,00
The National Competitiveness Strategy Unit is strengthened.	Start up	1,00	5,00		1,00	213.012,00	174.809,00		1.020.450,00
Competitiveness policy proposals prepared for the National Competitiveness Council.	Policy proposals	1,00	5,00		10,00	12.420,00			680.755,00
<b>Improved business climate</b>									
Tax study completed	Study	1,00			1,00	40.000,00			142.000,00
Business registration and incorporation procedures streamlined.	Streamlined procedures	1,00	0,50		2,00	131.402,00	14.000,00		315.000,00
Export and import procedures simplified.	procedures simplified	1,00	1,00		1,00	137.732,00	9.739,00		350.000,00
Legislation for credit bureau completed.	Legislations	1,00	2,00		1,00	20.000,00	1.390,00		120.000,00
Amendments to commercial legislations ( Consumer Protection and Competition Commission) completed.	Legislations	1,00	1,00		2,00	107.428,00	20.566,00		183.000,00
<b>Enhanced ability of Go-Invest for investment attraction and export promotion.</b>									
Guyana Office for Investments (GOINVEST) has a completed business plan.	Business Plan	1,00	0,50		1,00	172.910,00	52.159,00		683.800,00
GOINVEST developed investment attraction and export promotion systems.	Systems	1,00	1,00		2,00	8.100,00	8.100,00		495.200,00
GOINVEST set up Trade Point Guyana to benefit firms.	Firms benefited	50,00	1,00		150,00	62.566,00			469.000,00
Strategic plan for Guyana National Bureau of Standards (GNBS) developed.	Strategy	1,00	1,00		1,00	8.447,00			18.245,00
Training of staff and firms on ISOs ( International Organisation for Standardization) completed.	Number trained	20,00	20,00		45,00	126.698,00	9.147,00		273.674,00
GNBS's laboratory equipment upgraded.	Equipment upgraded	1,00			1,00	42.202,00			344.469,00
GNBS's communication strategy implemented.	Implementation of com. strategy	1,00	1,00		1,00	21.116,00			45.612,00
<b>Private enterprise competitiveness for export development supported</b>									
Firms benefited from export development grants.	Firms	30,00	14,00		25,00	369.223,00	48.534,00		930.000,00

# RELATÓRIO DE MONITOREIO DE PROGRESSO

GY-L1006 - Support for Competitiveness  
2012 2º período com fechamento em (7-Mai-2013)

Banco Interamericano de Desenvolvimento - IDB  
Escritório de Planejamento Estratégico e Efetividade no Desenvolvimento  
Última Atualização do PMR: 09/04/2013

Descrição	Unidade de medida	Físico				Financeiro			
		Planejado	Atual	Unidades Acumuladas	Unidades FDP	Planejado	Atual	Custos Acumulados	Custos FDP
<b>Project Management</b>									
Project management staff hired to execute program.	N/A					200.000,00	144.712,00		1.340.000,00
<b>Audit and Evaluation</b>									
Annual Audit and evaluation	N/A						5.615,00		240.000,00
<b>Contingencies</b>									
Contingencies	N/A								216.000,00
<b>PBL First Tranche</b>									
Conditions of First Tranche achieved	Policy conditions	9,00	9,00		9,00				3.000.000,00
<b>PBL Second Tranche</b>									
Conditions for Second Tranche achieved	Policy conditions	9,00	9,00		9,00				5.000.000,00
<b>PBL Third tranche</b>									
Conditions to be complied with in 2011/2012	Policy Conditions	9,00	9,00		9,00	10.000.000,00	10.000.000,00		10.000.000,00
<b>Financial Cost</b>									
FIV	N/A								87.000,00
<b>PROPEF</b>									
Payoff of the PROPEF	N/A								800.000,00
<b>TOTAL</b>						<b>11.854.193,00</b>	<b>10.510.021,00</b>		<b>26.999.990,00</b>