
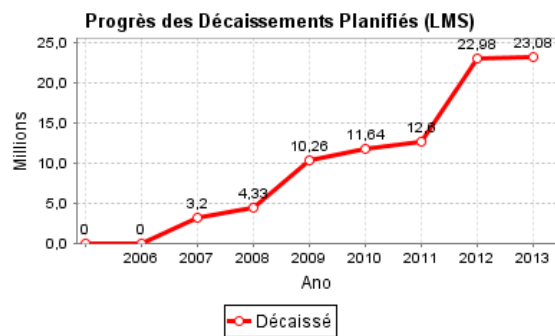
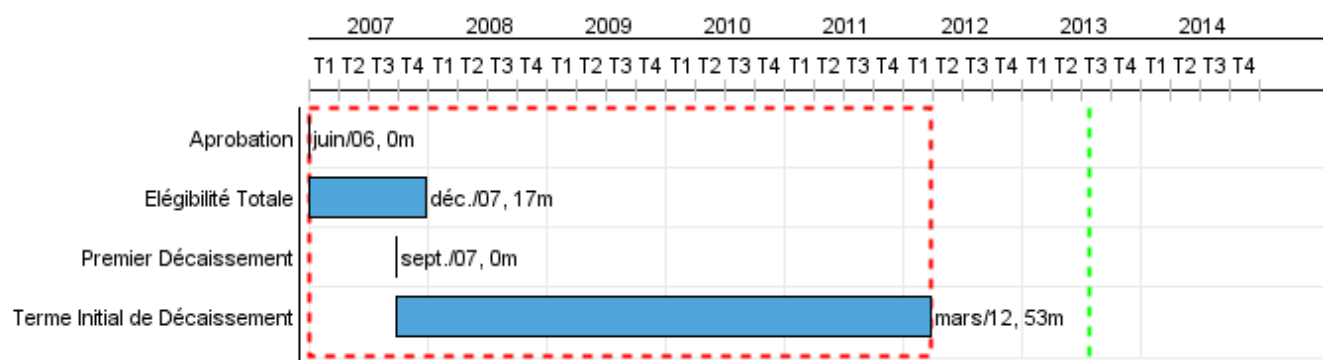


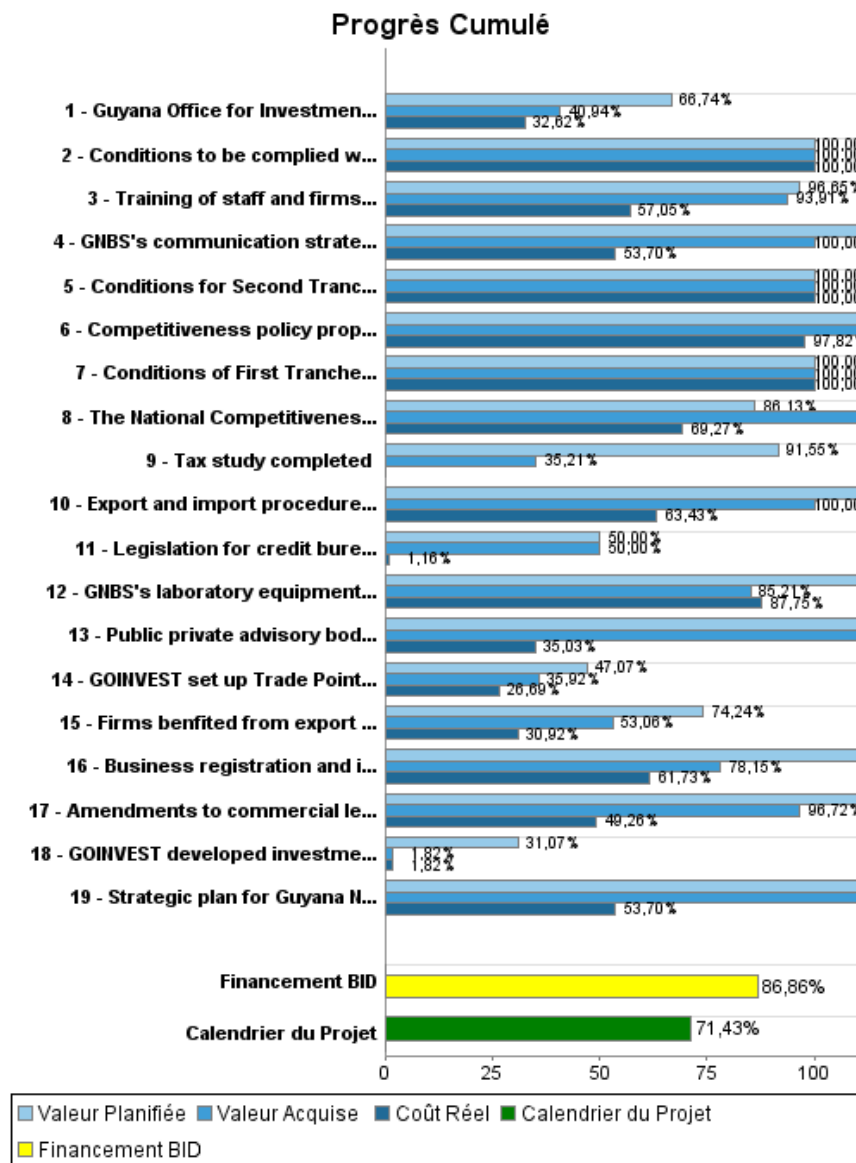
## Rapport Résumé

Données Générales		Fonds Disponibles (US\$)	Coût Total et Source de Financement
Agence d' Exécution (EA):	MINISTRY OF FINANCE		
Secteur:	PRIVATE FIRMS AND SME DEVELOPMENT		
Numéro(s) de Prêt(s):	1750/SF-GY;1751/SF-GY	Montant Courant Approuvé:	26.650.000,00
Étape:	Approved	Montant Décaissé à ce Jour:	23.147.997,70
Type d' Opération:	HIB - Hybrid Operation	% Décaissé:	86,86
Opération(s) Connexe(s):	GY-L1010	Solde:	3.502.002,30
Sous-Type de l'Opération:	HIB - Hybrid Operation		
		Initial BID:	26.650.000,00
		Courant BID:	26.650.000,00
		Pari Passu:	99,00
		Cofinancement/Pays:	350.000,00
		Estimation Initiale:	27.000.000,00
		Période d'Amortissement (mois):	354

Catégorie d'Impact Environnemental et Social du Projet	Reformulation	Validation
Catégorie d'Impact Environnemental et Social du Projet: B13(R)	( ) Les objectifs du projet ont-ils été reformulés?	Validé par le Chef de Division: 12-abr-2013 Validé par le Représentant: 12-abr-2013



## Progrès Cumulé à 2012



## Résultats

<b>Résultat:</b>	Guyana's public private institutional framework defined to monitor competitiveness policies.
<b>Suposições:</b>	Continued interest from the public and private sector to engage in dialogue for competitiveness policies.
<b>Observações:</b>	To be achieved two years after last disbursement

Indicateur	Unité de Mesure	Ligne de Base	Année Ligne de Base		2014	Fin du Projet
Members of the public private committees involved in the definition of the National Competitiveness Strategy.	%		2006	P A	70,00	70,00
Quarterly meetings by the National Competitiveness Council	meetings		2006	P A	8,00	8,00
Proposals with input from advisory institutions approved by Cabinet.	proposals		2006	P A	14,00	14,00

<b>Résultat:</b>	Guyana's business environment for private investment and export development improved.
<b>Suposições:</b>	Continued interest from the public agencies involved in implementing the policy reforms.

Indicateur	Unité de Mesure	Ligne de Base	Année Ligne de Base		2014	Fin du Projet
Business Competitiveness Index (WEF).	Index	3,27	2006	P A	4,00	4,00

<b>Résultat:</b>	The effectiveness and efficiency of investment and export promotion related agencies have been improved.
<b>Suposições:</b>	Go-Invest has commitments for future funding and human resource capacity to offer and sustain improved services.

Indicateur	Unité de Mesure	Ligne de Base	Année Ligne de Base		2014	Fin du Projet
Quality of service at the Guyana Office for Investment (GOINVEST) satisfactory.	%	76,00	2003	P A	80,00	80,00
GOINVEST supported materialized investment projects.	Projects	75,00	2005	P A	100,00	100,00
Exporters supported by GOINVEST.	Exporters	40,00	2005	P A	80,00	80,00
Guyana National Bureau of Standards (GNBS) is accredited an ISO certifier.	Accreditation		2006	P A	1,00	1,00
Firms ISO certified	Certification	4,00	2006	P A	20,00	20,00
Public private mechanism in place to support export development.	%		2006	P A	1,00	1,00
Exports (with business plan supported)	%		2005	P A	20,00	20,00

## Produites: Progrès Physique et Financier Annuel 2012

Description	Unité de Mesure	Physique				Financier			
		Planifié	Réel	Unités Cumulées	Unités FDP	Planifié	Réel	Coûts Cumulées	Coûts FDP
<b>Strengthened institutional capacity to formulate and implement competitiveness policy</b>									
Public private advisory bodies active (National Competitiveness Council, NACEN. Small Business Council, Investment Promotion Council).	active	3,00	3,00		4,00	180.937,00	21.250,00		245.785,00
The National Competitiveness Strategy Unit is strengthened.	Start up	1,00	5,00		1,00	213.012,00	174.809,00		1.020.450,00
Competitiveness policy proposals prepared for the National Competitiveness Council.	Policy proposals	1,00	5,00		10,00	12.420,00			680.755,00
<b>Improved business climate</b>									
Tax study completed	Study	1,00			1,00	40.000,00			142.000,00
Business registration and incorporation procedures streamlined.	Streamlined procedures	1,00	0,50		2,00	131.402,00	14.000,00		315.000,00
Export and import procedures simplified.	procedured simplified	1,00	1,00		1,00	137.732,00	9.739,00		350.000,00
Legislation for credit bureau completed.	Legislations	1,00	2,00		1,00	20.000,00	1.390,00		120.000,00
Amendments to commercial legislations ( Consumer Protection and Competition Commision) completed.	Legislations	1,00	1,00		2,00	107.428,00	20.566,00		183.000,00
<b>Enhanced ability of Go-Invest for investment attraction and export promotion.</b>									
Guyana Office for Investments (GOINVEST) has a completed business plan.	Business Plan	1,00	0,50		1,00	172.910,00	52.159,00		683.800,00
GOINVEST developed investment attraction and export promotion systems.	Systems	1,00	1,00		2,00	8.100,00	8.100,00		495.200,00
GOINVEST set up Trade Point Guyana to benefit firms.	Firms benefited	50,00	1,00		150,00	62.566,00			469.000,00
Strategic plan for Guyana National Bureau of Standards (GNBS) developed.	Strategy	1,00	1,00		1,00	8.447,00			18.245,00
Training of staff and firms on ISOs ( International Organsation for Standardization) completed.	Number trained	20,00	20,00		45,00	126.698,00	9.147,00		273.674,00
GNBS's laboratory equipment upgraded.	Equipment upgraded	1,00			1,00	42.202,00			344.469,00
GNBS's communication strategy implemented.	Implemtation of com. strategy	1,00	1,00		1,00	21.116,00			45.612,00
<b>Private enterprise competitiveness for export development supported</b>									
Firms benfited from export development grants.	Firms	30,00	14,00		25,00	369.223,00	48.534,00		930.000,00

Description	Unité de Mesure	Physique				Financier			
		Planifié	Réel	Unités Cumulées	Unités FDP	Planifié	Réel	Coûts Cumulées	Coûts FDP
<b>Project Management</b>									
Project management staff hired to execute program.	N/A					200.000,00	144.712,00		1.340.000,00
<b>Audit and Evaluation</b>									
Annual Audit and evaluation	N/A						5.615,00		240.000,00
<b>Contingencies</b>									
Contingencies	N/A								216.000,00
<b>PBL First Tranche</b>									
Conditions of First Tranche achieved	Policy conditions	9,00	9,00		9,00				3.000.000,00
<b>PBL Second Tranche</b>									
Conditions for Second Tranche achieved	Policy conditions	9,00	9,00		9,00				5.000.000,00
<b>PBL Third tranche</b>									
Conditions to be complied with in 2011/2012	Policy Conditions	9,00	9,00		9,00	10.000.000,00	10.000.000,00		10.000.000,00
<b>Financial Cost</b>									
FIV	N/A								87.000,00
<b>PROPEF</b>									
Payoff of the PROPEF	N/A								800.000,00
<b>TOTAL</b>						<b>11.854.193,00</b>	<b>10.510.021,00</b>		<b>26.999.990,00</b>