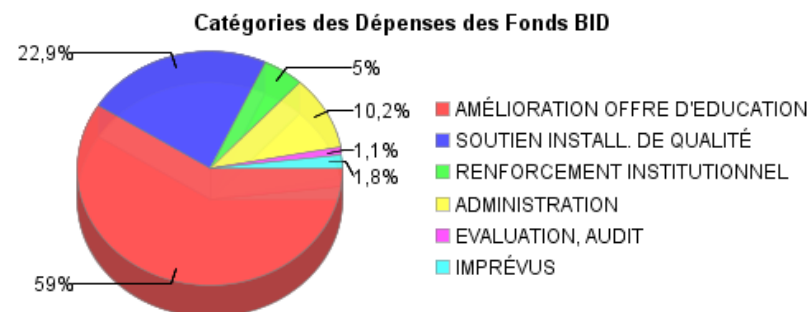
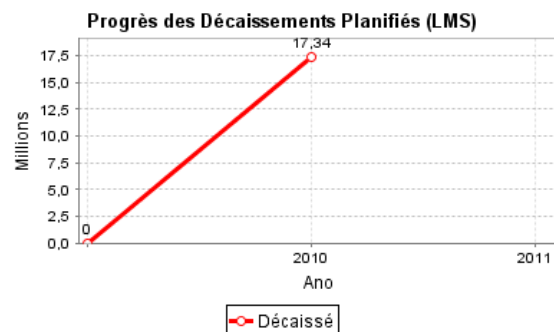
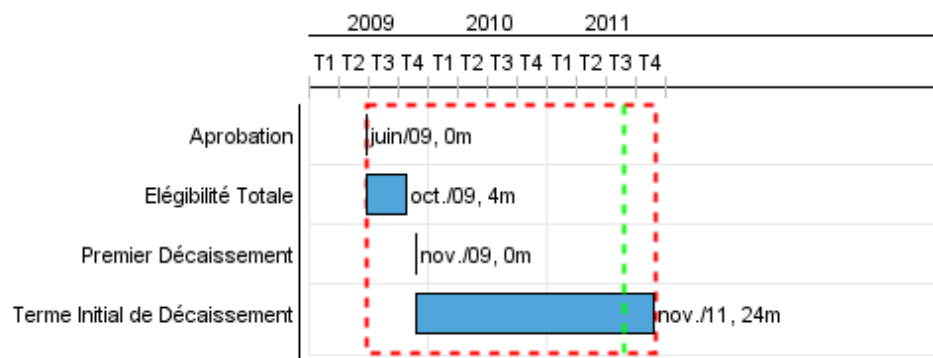


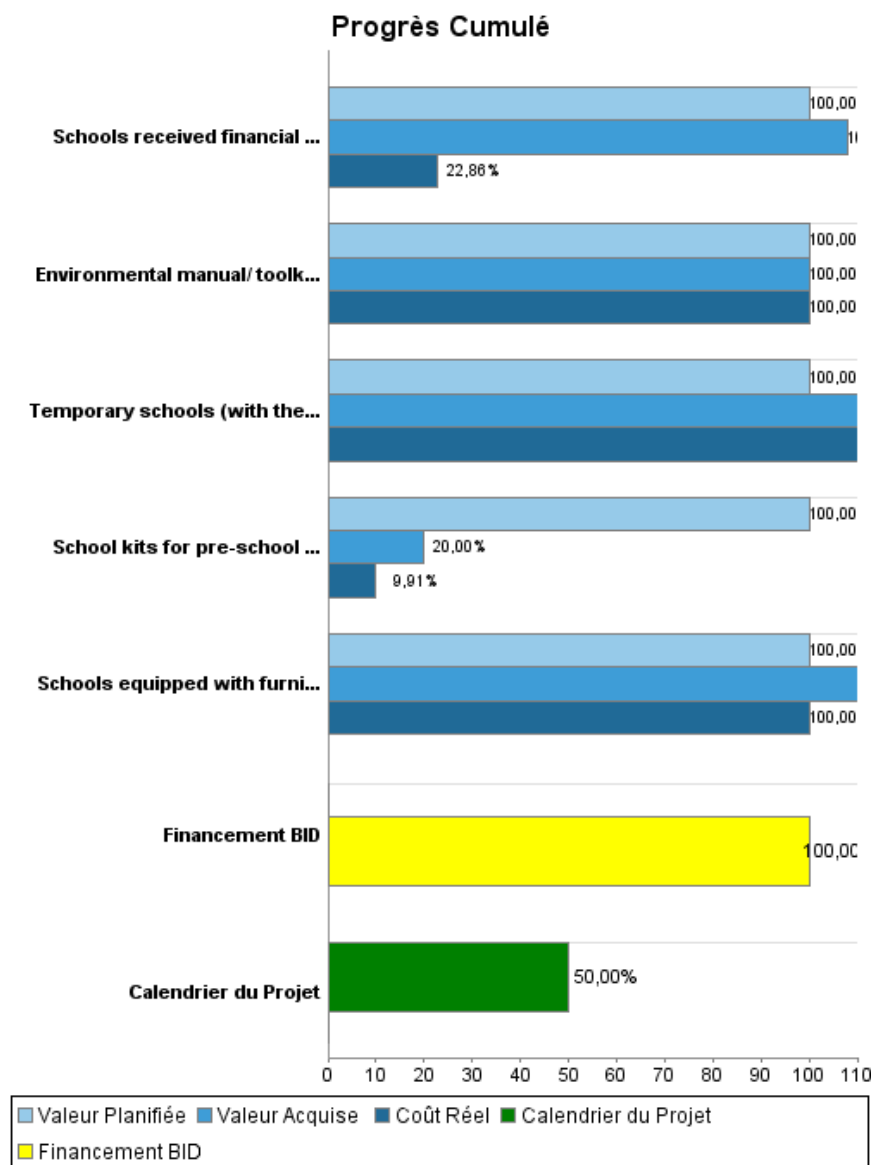
## Rapport Résumé

Données Générales		Fonds Disponibles (US\$)		Coût Total et Source de Financement	
Agence d' Exécution (EA):	FONDO DE ASISTENCIA ECONOMICA Y SOCIAL				
Secteur:	EDUCATION-PRIMARY EDUCATION				
Numéro(s) de Prêt(s):	2153/GR-HA	Montant Courant Approuvé:	20.500.000,00	Initial BID:	20.500.000,00
Étape:	Approved	Montant Décaissé à ce Jour:	20.500.000,00	Courant BID:	20.500.000,00
Type d' Opération:	INV - Investissement	% Décaissé:	100,00	Pari Passu:	100,00
Opération(s) Connexe(s):		Solde:		Cofinancement/Pays:	
Sous-Type de l'Opération:	ESP - Specific Investment Operation			Estimation Initiale:	20.500.000,00
				Période d'Amortissement (mois):	

Catégorie d'Impact Environnemental et Social du Projet	Reformulation	Validation	
Catégorie d'Impact Environnemental et Social du Projet: B	( ) Les objectifs du projet ont-ils été reformulés?	Validé par le Chef de Division:	Apr 20, 2011
		Validé par le Représentant:	Apr 27, 2011



## Progrès Cumulé à 2010



## Résultats

<b>Résultat:</b>	Public education supply improved.
<b>Suposições:</b>	Transparent use of resources.
<b>Observações:</b>	None

Indicateur	Unité de Mesure	Ligne de Base	Année Ligne de Base		Fin du Projet
Children from schools affected by the earthquake are back to school using secured structures	Students		2010	P A	65.000,00
Schools damaged by the earthquake that reopened with secured structures.	Percentage of Schools		2010	P A	1,05

<b>Résultat:</b>	Quality of school facilities improved.
<b>Suposições:</b>	Transparent use of resources.
<b>Observações:</b>	None

Indicateur	Unité de Mesure	Ligne de Base	Année Ligne de Base		Fin du Projet
Schools damaged by the earthquake fully equipped with quality materials and furniture	Percentage of schools		2010	P A	1,05

<b>Résultat:</b>	MENFP's building capacities strengthened
<b>Suposições:</b>	Transparen use of resources
<b>Observações:</b>	None

Indicateur	Unité de Mesure	Ligne de Base	Année Ligne de Base		Fin du Projet
New and approved environmental codes for building schools have been considered in the financing of new school constructions.	Percent completion of Document		2010	P A	100,00

**Produites: Progrès Physique et Financier Annuel 2010**

Description	Unité de Mesure	Physique				Financier			
		Planifié	Réel	Unités Cumulées	Unités FDP	Planifié	Réel	Coûts Cumulées	Coûts FDP
<b>Improvement of public education supply</b>									
Temporary schools (with the capability of double shifts) build and operational in selected sites by the end of the project.	Temporary schools	50,00	58,00		50,00	8.000.000,00	9.110.981,55		8.000.000,00
<b>Support to quality facilities</b>									
Schools equipped with furniture and school materials by the end of the project.	Schools	50,00	61,00		50,00	2.617.500,00	2.617.500,00		2.617.500,00
School kits for pre-school and secondary education children distributed and in use by the end of the project.	school kits	100.000,00	20.000,00		100.000,00	3.682.500,00	364.910,00		3.682.500,00
<b>FAES institutional development</b>									
Schools received financial support by the end of the project	Schools	1.100,00	1.188,00		1.909,00	3.000.000,00	685.665,00		3.000.000,00
Environmental manual/ toolkit to guide future school construction developed and approved.	Manual	1,00	1,00		1,00	290.018,00	290.018,00		290.018,00
<b>Administration</b>									
<b>Evaluation</b>									
<b>Contingency</b>									
<b>TOTAL</b>						<b>17.590.018,00</b>	<b>13.069.074,55</b>		<b>17.590.018,00</b>