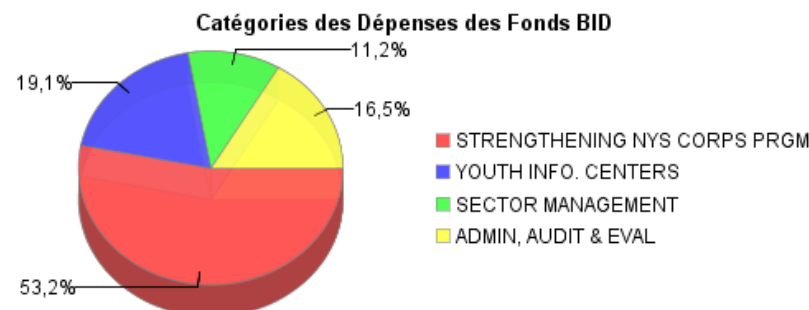
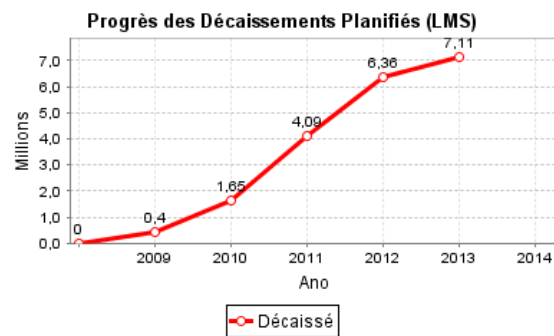
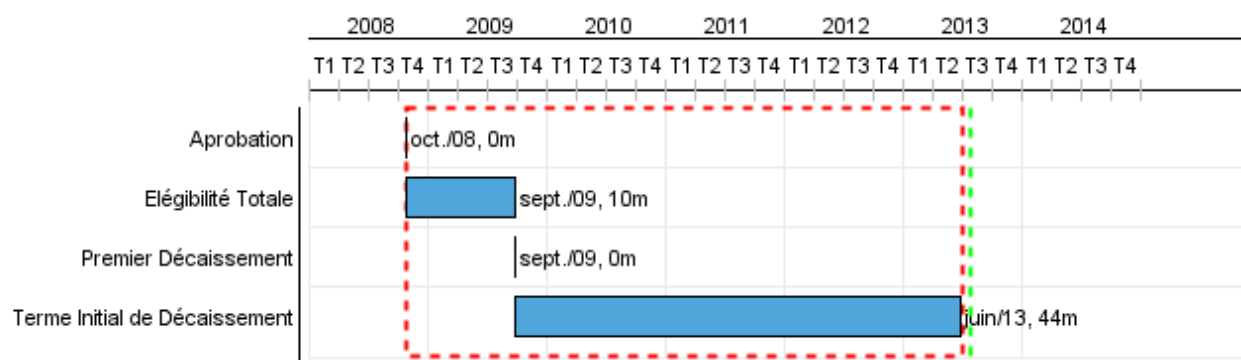


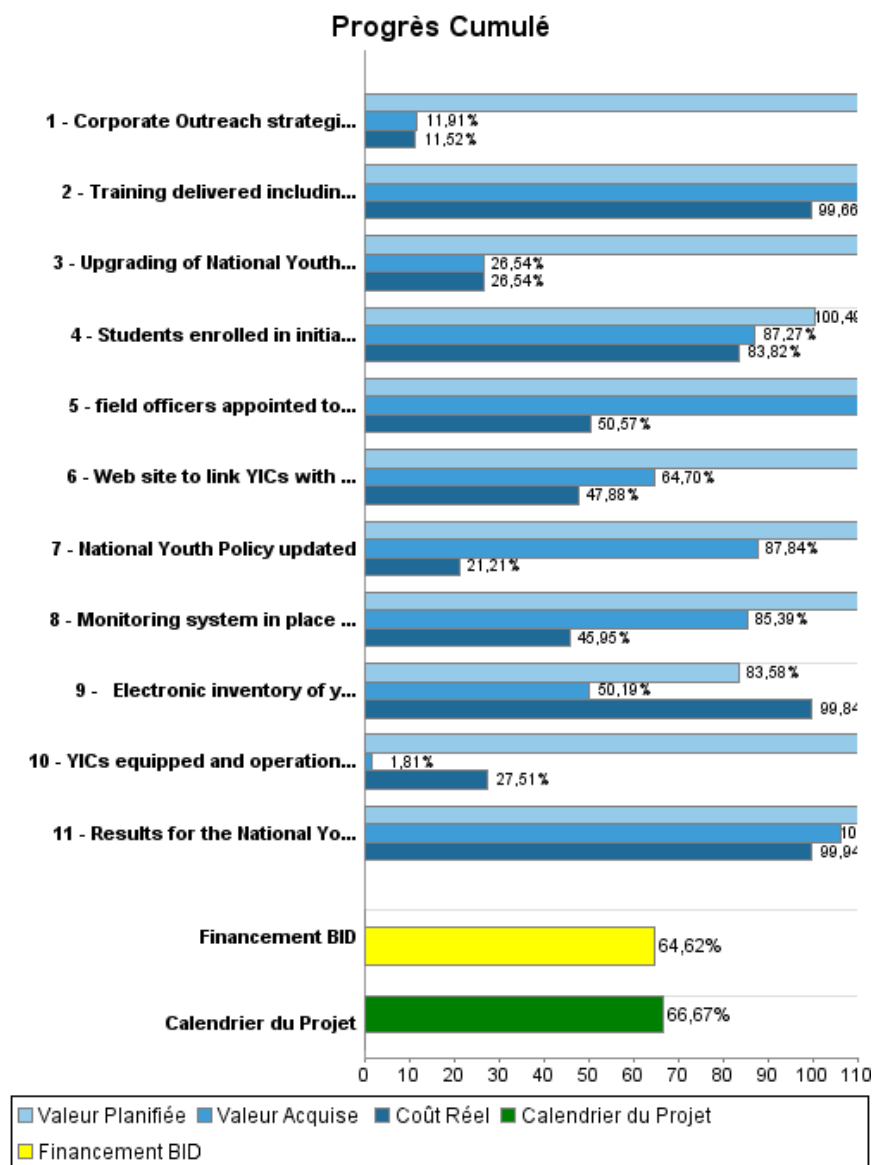
Rapport Résumé

Données Générales		Fonds Disponibles (US\$)		Coût Total et Source de Financement	
Agence d' Exécution (EA):	MINISTRY OF EDUCATION AND CULTURE				
Secteur:	EDUCATION-VOCATIONAL & TECHNICAL EDUCATION				
Numéro(s) de Prêt(s):	2039/OC-JA	Montant Courant Approuvé:	11.000.000,00	Initial BID:	11.000.000,00
Étape:	Approved	Montant Décaissé à ce Jour:	7.108.207,88	Courant BID:	11.000.000,00
Type d' Opération:	INV - Investissement	% Décaissé:	64,62	Pari Passu:	100,00
Opération(s) Connexe(s):	RG-T1563	Solde:	3.891.792,12	Cofinancement/Pays:	
Sous-Type de l'Opération:	ESP - Specific Investment Operation			Estimation Initiale:	11.000.000,00
				Période d'Amortissement (mois):	240

Catégorie d'Impact Environnemental et Social du Projet	Reformulation	Validation
Catégorie d'Impact Environnemental et Social du Projet: Aucun	() Les objectifs du projet ont-ils été reformulés?	Validé par le Chef de Division: 08-abr-2013 Validé par le Représentant: 15-abr-2013



Progrès Cumulé à 2012



Résultats

Résultat: Articulation among Youth programs improved

Résultat: Youth with access to information provided by Youth Information Centers (YICs) increased.

Indicateur	Unité de Mesure	Ligne de Base	Année Ligne de Base		2010	2011	2012	2013	Fin du Projet
Youth with access to Youth Information Centers	youth	6.000,00	2008	P A			3.000,00	3.500,00	13.500,00

Résultat: Unattached youth that are channelled via the Youth Information Centers into training or job opportunities increased.

Indicateur	Unité de Mesure	Ligne de Base	Année Ligne de Base		2010	2011	2012	2013	Fin du Projet
Youth referred to other services	%	40,00	2008	P A		40,00 66,00	45,00 42,00	60,00	60,00

Résultat: National Youth Service and Career Advancement Program offerings are aligned with employer demands.

Résultat: Youths are participating in supervision and mentoring programs during on the job training.

Indicateur	Unité de Mesure	Ligne de Base	Année Ligne de Base		2010	2011	2012	2013	Fin du Projet
placement firms that have mentoring programs in place	%		2008	P A			10,00	20,00	20,00
benefited youth placed in internships in the private sector	%	10,00	2008	P A				20,00	20,00

Résultat: delete

Résultat: delete

Produites: Progrès Physique et Financier Annuel 2012

Description	Unité de Mesure	Physique				Financier			
		Planifié	Réel	Unités Cumulées	Unités FDP	Planifié	Réel	Coûts Cumulées	Coûts FDP
Quality improvement and strengthening of Youth Development Programs									
Corporate Outreach strategies for alignment of programs with employers needs and demands completed (corporate outreach; supervision and mentoring, curricular review).	strategies	1,00			3,00	450.000,00	13.920,00		900.000,00
Upgrading of National Youth Service offices completed	offices upgraded		5,00		13,00	1.108.000,00	415.018,00		2.008.000,00
Students enrolled in initiatives for youths with low levels of literacy and numeracy.	Students	1.500,00	1.442,00		1.500,00	550.000,00	668.543,00		1.625.000,00
Monitoring system in place to ensure data collection on all Career Advancement Program (CAP) and National Youth Service participants. The original system is to be improved yearly (Institutional Strengthening)	Systems	1,00			2,00	20.000,00	63.080,00		433.300,00
field officers appointed to National Youth Service.	field officers	7,00	7,00		7,00	350.000,00	180.346,00		745.000,00
Youth Information Centers (YIC)									
YICs equipped and operational (construction and equipment)	YICS	2,00			4,00	850.000,00	431.632,00		1.832.317,00
Web site to link YICs with labour market information systems developed.	web site				1,00	100.000,00	26.018,00		190.000,00
Sector Management									
Results for the National Youth Survey available.	Report				1,00		17.704,00		477.000,00
National Youth Policy updated	Policy	1,00	2,00		3,00	200.000,00	70.845,00		494.000,00
Electronic inventory of youth service providers available to improve articulation	Inventory		2,00		2,00		94.121,00		236.000,00
Training delivered including workshops held with relevant stakeholders to improve coordination (no cost since workshops fall under consultancies)	training sessions	2,00	32,00		10,00				64.000,00
Administration, audit and evaluation									
Consultants for technical Support NYS in place	N/A					150.000,00	59.699,00		360.000,00
Consultants for technical Support NCYD in place	N/A					130.000,00	97.325,00		488.000,00
Consultants for technical Support MOE in place	N/A					300.000,00	238.516,00		996.000,00
Contingencies									
Contingencies	N/A								151.000,00
Contingencies	N/A								151.000,00
TOTAL						4.208.000,00	2.376.767,00		11.150.617,00