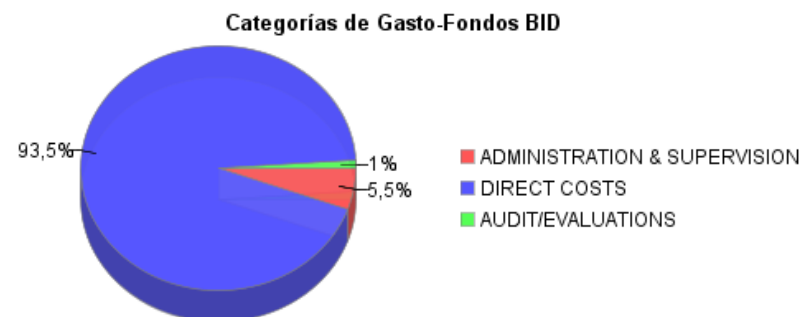
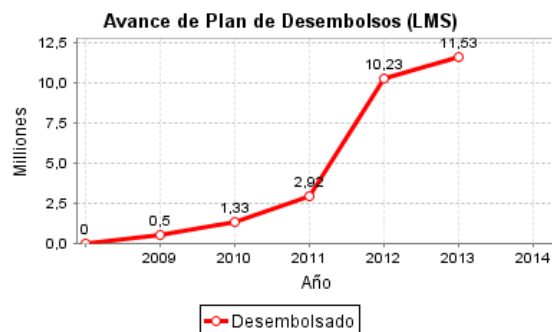
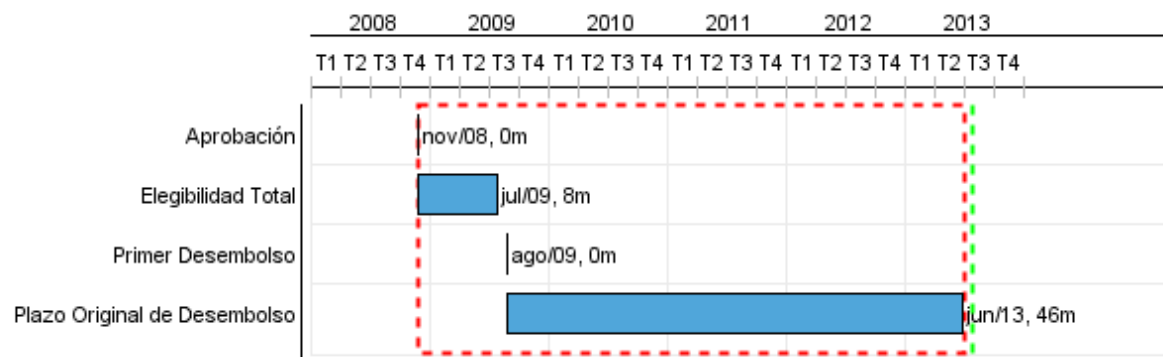


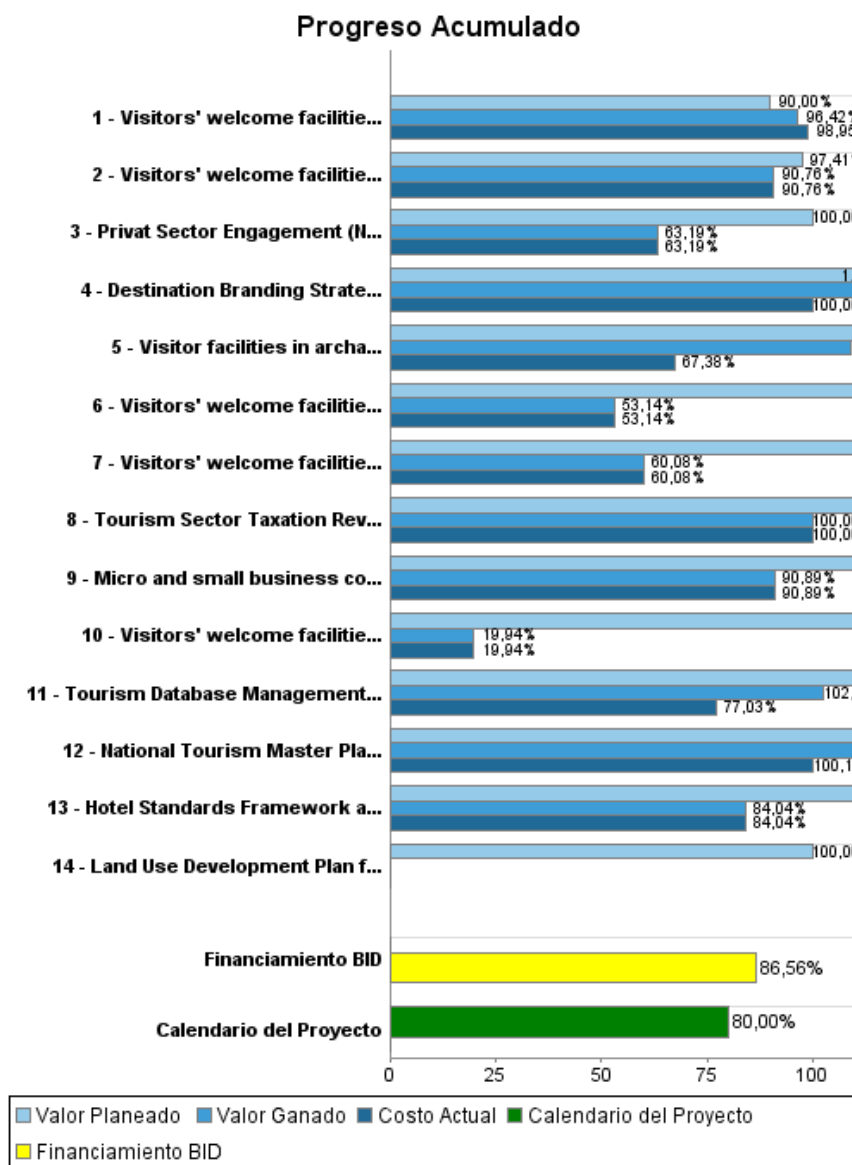
Informe Resumido

| Datos Básicos del Proyecto | | Fondos Disponibles (US\$) | Costo total y Fuente |
|-------------------------------|--|----------------------------------|----------------------|
| Agencia Ejecutora (AE): | MINISTRY OF TOURISM | | |
| Sector: | SUSTAINABLE TOURISM-DEVELOPMENT TOURISM DESTINATION & PRODUCT MANAGEMENT | | |
| Número(s) de Préstamo: | 2060/OC-BL | Monto Aprobado Actual: | 13.322.000,00 |
| Etapas: | Approved | Monto Desembolsado a la fecha: | 11.531.513,46 |
| Tipo de Operación: | INV - Inversión | % Desembolsado: | 86,56 |
| Operación(es) Relacionada(s): | BL-P1024 | Saldo: | 1.790.486,54 |
| Subtipo de Operación: | ESP - Inversión Específica | | |
| | | BID Original: | 13.322.000,00 |
| | | Actual BID: | 13.322.000,00 |
| | | Pari-passu: | 91,00 |
| | | Co-financiamiento/País: | 1.360.000,00 |
| | | Estimado Original: | 14.682.000,00 |
| | | Período de Amortización (meses): | 246 |

| Categoría de Impacto Ambiental y Social del Proyecto | Reformulación | Validación |
|---|--|--|
| Categoría de Impacto Ambiental y Social del Proyecto: B | () ¿El objetivo (s) del proyecto fue reformulado? | Validado por el Jefe de División: 10-abr-2013 Validado por Representante de País: 11-abr-2013 |



Progreso Acumulado al 2012



Resultados

| | |
|-----------------------|---|
| Resultado: | Overnight tourism market increased |
| Supuestos: | 1- No major disruptions in the originating markets (US, Europe, Canada) 2- Annual visitation patterns are not affected by a major hurricane 3- Government continues to give high priority to the sector in its national agenda, assuring the sustainability of the activities |
| Observaciones: | 1- Due to 2008/2009 global financial turmoil, planned outcomes will be review with BTB during the Administration Mission |

| Indicador | Unidad de Medida | Línea de base | Año Línea de base | | 2008 | 2010 | 2011 | Fin de Proyecto |
|--|------------------|---------------|-------------------|--------|------------------|--------|--------------------------|-----------------|
| Overnight tourist expenditure | US\$ million | 185,90 | 2008 | P A | | 207,60 | | 220,00 |
| Average visitor expenditures per day in San Ignacio / Cayo | US\$ | 136,00 | 2007 | P A | 119,44 119,44 | | 107,87 107,87 | 167,00 |
| Average visitor expenditures per day in Ambergris Caye | US\$ | 170,00 | 2007 | P A | 170,00 170,00 | | 135,63 135,63 | 209,00 |
| Average visitor expenditures per day in Placencia | US\$ | 161,00 | 2007 | P A | 163,00 163,00 | | 117,21 117,21 | 198,00 |
| Average visitor expenditures per day in Belize City / District | US\$ | 167,00 | 2007 | P A | 157,00 157,00 | | 123,46 123,46 | 205,00 |
| Visitors Cahal Pech | visitor | 14.103,00 | 2008 | P A | | | 16.706,00 16.706,00 | 14.103,00 |
| Visitors in Xunantunich | visitor | 48.079,00 | 2008 | P A | | | 51.087,00 51.087,00 | 53.000,00 |
| Overnight visitors (hotels) Ambergris Caye | visitor | 302.499,00 | 2008 | P A | | | 475.197,00 475.197,00 | 500.000,00 |
| Overnight visitors (hotels) Cayo | visitor | 226.415,00 | 2008 | P A | | | 244.951,00 244.951,00 | 250.000,00 |
| Overnight visitors (hotels) Placencia | visitor | 132.762,00 | 2008 | P A | | | 162.110,00 162.110,00 | 180.000,00 |
| Overnight tourists - overall (national) | visitor | 245.007,00 | 2008 | P A | | | 250.263,00 250.263,00 | 252.000,00 |
| Registered tour guides - Ambergris Caye | tour guide | 141,00 | 2008 | P A | | | 188,00 188,00 | 200,00 |
| Registered tour guides - Belize City | tour guide | 299,00 | 2008 | P A | | | 315,00 315,00 | 325,00 |
| Registered tour guides - Cayo | tour guide | 197,00 | 2008 | P A | | | 215,00 215,00 | 225,00 |
| Registered tour guides - Placencia | tour guide | 75,00 | 2008 | P A | | | 75,00 67,00 | 75,00 |

Productos: Progreso Físico y Financiero Anual 2012

| Descripción | Unidad de medida | Físico | | | | Financiero | | | |
|--|------------------|----------|--------|---------------------|--------------|---------------------|---------------------|-------------------|----------------------|
| | | Planeado | Actual | Unidades Acumuladas | Unidades FDP | Planeado | Actual | Costos Acumulados | Costos FDP |
| Investments in overnight tourism destinations | | | | | | | | | |
| Visitors' welcome facilities in Placencia improved (new municipal pier and plaza) | Facility | | | | 1,00 | 702.000,00 | 753.956,00 | | 1.507.218,00 |
| Visitors' welcome facilities in Cayo District improved (Welcome Center) | Facility | | | | 1,00 | 556.000,00 | 1.240.971,00 | | 1.937.834,00 |
| Visitor facilities in archaeological sites of Xunantunich, ATM and Cahal Pech improved | Facilities | 2,00 | 4,00 | | 4,00 | 300.000,00 | 360.177,00 | | 574.492,00 |
| Visitors' welcome facilities in San Pedro town improved (Sunset Boardwalk and Water Taxi Terminal) | Facility | | | | 1,00 | 1.000.000,00 | 1.470.806,00 | | 3.220.059,00 |
| Visitors' welcome facilities in the Bacalar Chico National Park / Marine Reserve improved | Facility | | | | 1,00 | 600.000,00 | 153.686,00 | | 770.850,00 |
| Visitors' welcome facilities in Belize City improved (Fort Point Pedestrian Walk) | Facility | | | | 1,00 | 1.322.000,00 | 2.746.696,00 | | 3.356.656,00 |
| Institutional strengthening and capacity building for policy, destination planning and management | | | | | | | | | |
| National Tourism Master Plan completed | Plan | | | | 1,00 | 481.000,00 | | | 473.670,00 |
| Destination Branding Strategy completed | Strategy | 1,00 | 1,00 | | 1,00 | 180.000,00 | 25.000,00 | | 25.000,00 |
| Tourism Sector Taxation Review Study completed | Study | | | | 1,00 | 77.000,00 | 27.500,00 | | 50.000,00 |
| Tourism Database Management System designed and installed | Database | | | | 1,00 | 142.000,00 | 74.463,00 | | 172.591,00 |
| Hotel Standards Framework and Hotel Classification System designed and endorsed by Ministry of Tourism and BTB | System | | 1,00 | | 1,00 | 220.000,00 | 87.888,00 | | 104.576,00 |
| Micro and small business co-financed with match grant | Enterprises | | 21,00 | | 3,00 | | 374.982,00 | | 430.554,00 |
| Land Use Development Plan for Ambergris Caye (San Pedro) | Plan | | | | 1,00 | | | | 61.250,00 |
| Privat Sector Engagement (NTMP) | Event | | 1,00 | | 1,00 | | 10.111,00 | | 16.000,00 |
| Administration, evaluation, audit | | | | | | | | | |
| Administration, evaluation, audit | N/A | | | | | 250.000,00 | 572.149,00 | | 1.421.061,00 |
| Contingency | N/A | | | | | | | | 560.189,00 |
| TOTAL | | | | | | 5.830.000,00 | 7.898.385,00 | | 14.682.000,00 |