
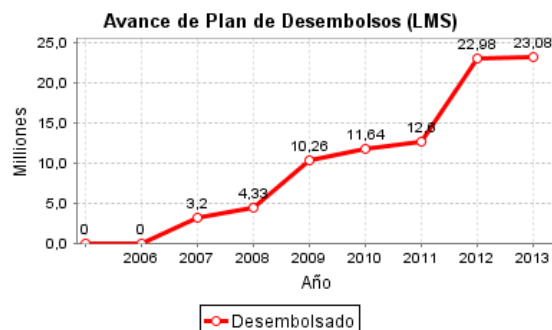
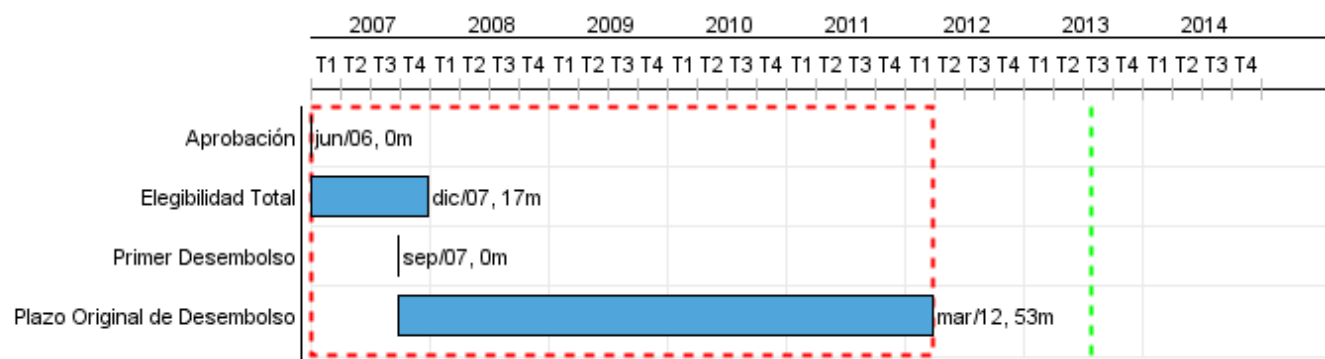


Informe Resumido

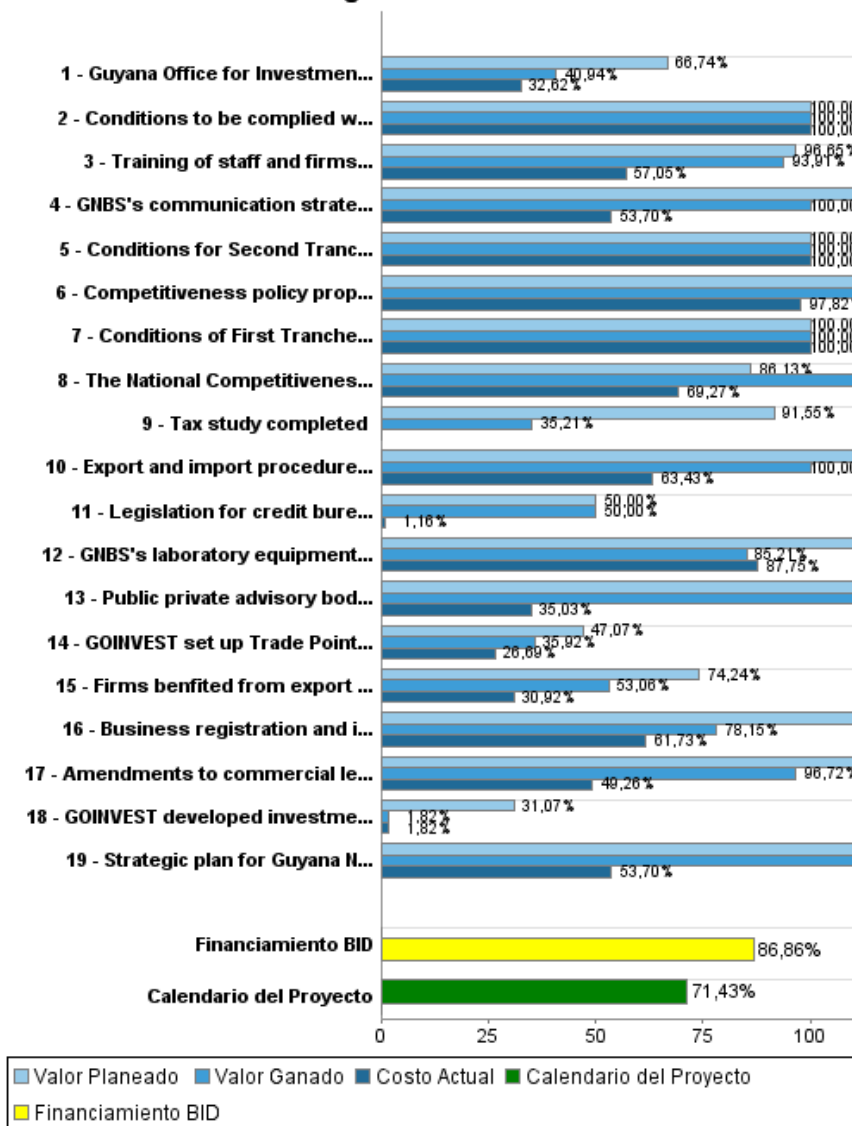
Datos Básicos del Proyecto		Fondos Disponibles (US\$)	Costo total y Fuente
Agencia Ejecutora (AE):	MINISTRY OF FINANCE		
Sector:	PRIVATE FIRMS AND SME DEVELOPMENT		
Número(s) de Préstamo:	1750/SF-GY;1751/SF-GY	Monto Aprobado Actual:	26.650.000,00
Etapas:	Approved	Monto Desembolsado a la fecha:	23.147.997,70
Tipo de Operación:	HIB - Operación Híbrida	% Desembolsado:	86,86
Operación(es) Relacionada(s):	GY-L1010	Saldo:	3.502.002,30
Subtipo de Operación:	HIB - Operación Híbrida		
		BID Original:	26.650.000,00
		Actual BID:	26.650.000,00
		Pari-passu:	99,00
		Co-financiamiento/País:	350.000,00
		Estimado Original:	27.000.000,00
		Período de Amortización (meses):	354

Categoría de Impacto Ambiental y Social del Proyecto	Reformulación	Validación
Categoría de Impacto Ambiental y Social del Proyecto: B13(R)	() ¿El objetivo (s) del proyecto fue reformulado?	Validado por el Jefe de División: 12-abr-2013 Validado por Representante de País: 12-abr-2013



Progreso Acumulado al 2012

Progreso Acumulado



Resultados

Resultado:	Guyana's public private institutional framework defined to monitor competitiveness policies.
Supuestos:	Continued interest from the public and private sector to engage in dialogue for competitiveness policies.
Observaciones:	To be achieved two years after last disbursement

Indicador	Unidad de Medida	Línea de base	Año Línea de base		2014	Fin de Proyecto
Members of the public private committees involved in the definition of the National Competitiveness Strategy.	%		2006	P A	70,00	70,00
Quarterly meetings by the National Competitiveness Council	meetings		2006	P A	8,00	8,00
Proposals with input from advisory institutions approved by Cabinet.	proposals		2006	P A	14,00	14,00

Resultado:	Guyana's business environment for private investment and export development improved.
Supuestos:	Continued interest from the public agencies involved in implementing the policy reforms.

Indicador	Unidad de Medida	Línea de base	Año Línea de base		2014	Fin de Proyecto
Business Competitiveness Index (WEF).	Index	3,27	2006	P A	4,00	4,00

Resultado:	The effectiveness and efficiency of investment and export promotion related agencies have been improved.
Supuestos:	Go-Invest has commitments for future funding and human resource capacity to offer and sustain improved services.

Indicador	Unidad de Medida	Línea de base	Año Línea de base		2014	Fin de Proyecto
Quality of service at the Guyana Office for Investment (GOINVEST) satisfactory.	%	76,00	2003	P A	80,00	80,00
GOINVEST supported materialized investment projects.	Projects	75,00	2005	P A	100,00	100,00
Exporters supported by GOINVEST.	Exporters	40,00	2005	P A	80,00	80,00
Guyana National Bureau of Standards (GNBS) is accredited an ISO certifier.	Accreditation		2006	P A	1,00	1,00
Firms ISO certified	Certification	4,00	2006	P A	20,00	20,00
Public private mechanism in place to support export development.	%		2006	P A	1,00	1,00
Exports (with business plan supported)	%		2005	P A	20,00	20,00

Productos: Progreso Físico y Financiero Anual 2012

Descripción	Unidad de medida	Físico				Financiero			
		Planeado	Actual	Unidades Acumuladas	Unidades FDP	Planeado	Actual	Costos Acumulados	Costos FDP
Strengthened institutional capacity to formulate and implement competitiveness policy									
Public private advisory bodies active (National Competitiveness Council, NACEN. Small Business Council, Investment Promotion Council).	active	3,00	3,00		4,00	180.937,00	21.250,00		245.785,00
The National Competitiveness Strategy Unit is strengthened.	Start up	1,00	5,00		1,00	213.012,00	174.809,00		1.020.450,00
Competitiveness policy proposals prepared for the National Competitiveness Council.	Policy proposals	1,00	5,00		10,00	12.420,00			680.755,00
Improved business climate									
Tax study completed	Study	1,00			1,00	40.000,00			142.000,00
Business registration and incorporation procedures streamlined.	Streamlined procedures	1,00	0,50		2,00	131.402,00	14.000,00		315.000,00
Export and import procedures simplified.	procedured simplified	1,00	1,00		1,00	137.732,00	9.739,00		350.000,00
Legislation for credit bureau completed.	Legislations	1,00	2,00		1,00	20.000,00	1.390,00		120.000,00
Amendments to commercial legislations (Consumer Protection and Competition Commision) completed.	Legislations	1,00	1,00		2,00	107.428,00	20.566,00		183.000,00
Enhanced ability of Go-Invest for investment attraction and export promotion.									
Guyana Office for Investments (GOINVEST) has a completed business plan.	Business Plan	1,00	0,50		1,00	172.910,00	52.159,00		683.800,00
GOINVEST developed investment attraction and export promotion systems.	Systems	1,00	1,00		2,00	8.100,00	8.100,00		495.200,00
GOINVEST set up Trade Point Guyana to benefit firms.	Firms benefited	50,00	1,00		150,00	62.566,00			469.000,00
Strategic plan for Guyana National Bureau of Standards (GNBS) developed.	Strategy	1,00	1,00		1,00	8.447,00			18.245,00
Training of staff and firms on ISOs (International Organsation for Standardization) completed.	Number trained	20,00	20,00		45,00	126.698,00	9.147,00		273.674,00
GNBS's laboratory equipment upgraded.	Equipment upgraded	1,00			1,00	42.202,00			344.469,00
GNBS's communication strategy implemented.	Implemtation of com. strategy	1,00	1,00		1,00	21.116,00			45.612,00
Private enterprise competitiveness for export development supported									
Firms benfited from export development grants.	Firms	30,00	14,00		25,00	369.223,00	48.534,00		930.000,00

INFORME DE SEGUIMIENTO DE PROGRESO

GY-L1006 - Apoyo a la Competitividad
2012 2º período con cierre al (7-may-2013)

Banco Interamericano de Desarrollo - BID

Oficina de Planificación Estratégica y Efectividad en el Desarrollo
Última Actualización del PMR: 09/04/2013

Descripción	Unidad de medida	Físico				Financiero			
		Planeado	Actual	Unidades Acumuladas	Unidades FDP	Planeado	Actual	Costos Acumulados	Costos FDP
Project Management									
Project management staff hired to execute program.	N/A					200.000,00	144.712,00		1.340.000,00
Audit and Evaluation									
Annual Audit and evaluation	N/A						5.615,00		240.000,00
Contingencies									
Contingencies	N/A								216.000,00
PBL First Tranche									
Conditions of First Tranche achieved	Policy conditions	9,00	9,00		9,00				3.000.000,00
PBL Second Tranche									
Conditions for Second Tranche achieved	Policy conditions	9,00	9,00		9,00				5.000.000,00
PBL Third tranche									
Conditions to be complied with in 2011/2012	Policy Conditions	9,00	9,00		9,00	10.000.000,00	10.000.000,00		10.000.000,00
Financial Cost									
FIV	N/A								87.000,00
PROPEF									
Payoff of the PROPEF	N/A								800.000,00
TOTAL						11.854.193,00	10.510.021,00		26.999.990,00