
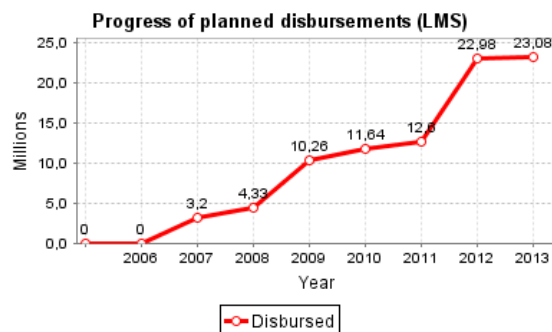
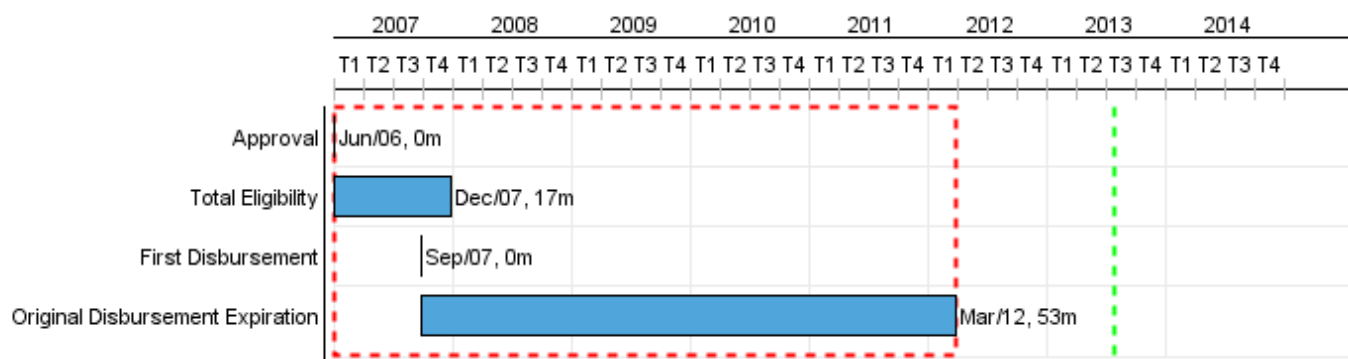


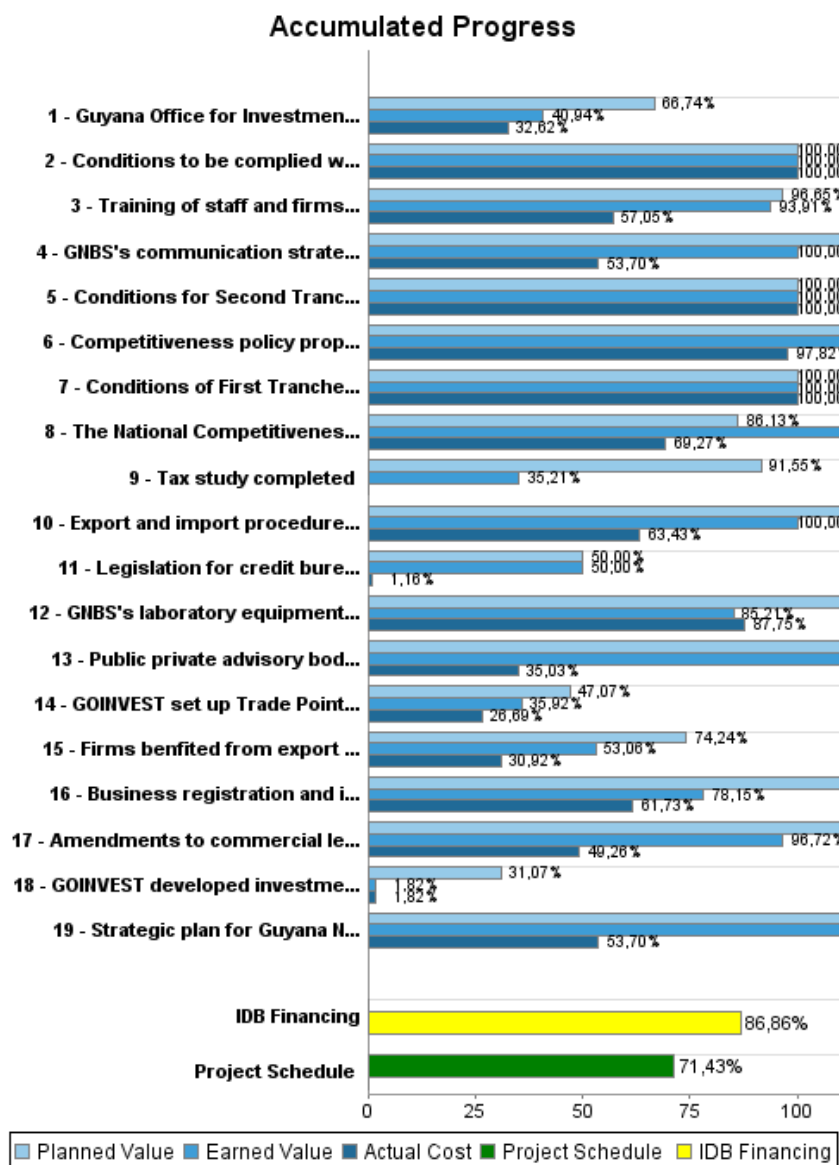
## Summary Report

Basic Data		Available Funds (US\$)	Total Cost and Source
Executing Agency (EA):	MINISTRY OF FINANCE		
Sector:	PRIVATE FIRMS AND SME DEVELOPMENT		
Loan Number(s):	1750/SF-GY;1751/SF-GY	Current Approved Amount:	26.650.000,00
Stage:	Approved	Disbursed Amount to Date:	23.147.997,70
Operation Type:	HIB - Hybrid Operation	% Disbursed:	86,86
Related Operation(s):	GY-L1010	Balance:	3.502.002,30
Operation Subtype:	HIB - Hybrid Operation		
		Original IDB:	26.650.000,00
		Current IDB:	26.650.000,00
		Pari-passu:	99,00
		Co-Financing/Country:	350.000,00
		Original Estimate:	27.000.000,00
		Amortization Period (months):	354

Project Environmental and Social Impact Category	Reformulation	Validation
Project Environmental and Social Impact Category: B13(R)	( ) Was the objective(s) of this project reformulated?	Validated by Division Chief: 12-abr-2013 Validated by Country Representative: 12-abr-2013



## Accumulated Progress as of 2012



## Outcomes

<b>Outcome:</b>	Guyana's public private institutional framework defined to monitor competitiveness policies.
<b>Suppositions:</b>	Continued interest from the public and private sector to engage in dialogue for competitiveness policies.
<b>Comments:</b>	To be achieved two years after last disbursement

Indicator	Unit of Measure	Baseline	Baseline Year		2014	End of project
Members of the public private committees involved in the definition of the National Competitiveness Strategy.	%		2006	P A	70,00	70,00
Quarterly meetings by the National Competitiveness Council	meetings		2006	P A	8,00	8,00
Proposals with input from advisory institutions approved by Cabinet.	proposals		2006	P A	14,00	14,00

<b>Outcome:</b>	Guyana's business environment for private investment and export development improved.
<b>Suppositions:</b>	Continued interest from the public agencies involved in implementing the policy reforms.

Indicator	Unit of Measure	Baseline	Baseline Year		2014	End of project
Business Competitiveness Index (WEF).	Index	3,27	2006	P A	4,00	4,00

<b>Outcome:</b>	The effectiveness and efficiency of investment and export promotion related agencies have been improved.
<b>Suppositions:</b>	Go-Invest has commitments for future funding and human resource capacity to offer and sustain improved services.

Indicator	Unit of Measure	Baseline	Baseline Year		2014	End of project
Quality of service at the Guyana Office for Investment (GOINVEST) satisfactory.	%	76,00	2003	P A	80,00	80,00
GOINVEST supported materialized investment projects.	Projects	75,00	2005	P A	100,00	100,00
Exporters supported by GOINVEST.	Exporters	40,00	2005	P A	80,00	80,00
Guyana National Bureau of Standards (GNBS) is accredited an ISO certifier.	Accreditation		2006	P A	1,00	1,00
Firms ISO certified	Certification	4,00	2006	P A	20,00	20,00
Public private mechanism in place to support export development.	%		2006	P A	1,00	1,00
Exports (with business plan supported)	%		2005	P A	20,00	20,00

## Outputs: Annual Physical and Financial Progress 2012

Description	Unit of Measure	Physical				Financial			
		Planned	Actual	Accumulated units	EOP units	Planned	Actual	Accumulated costs	EOP costs
<b>Strengthened institutional capacity to formulate and implement competitiveness policy</b>									
Public private advisory bodies active (National Competitiveness Council, NACEN. Small Business Council, Investment Promotion Council).	active	3,00	3,00		4,00	180.937,00	21.250,00		245.785,00
The National Competitiveness Strategy Unit is strengthened.	Start up	1,00	5,00		1,00	213.012,00	174.809,00		1.020.450,00
Competitiveness policy proposals prepared for the National Competitiveness Council.	Policy proposals	1,00	5,00		10,00	12.420,00			680.755,00
<b>Improved business climate</b>									
Tax study completed	Study	1,00			1,00	40.000,00			142.000,00
Business registration and incorporation procedures streamlined.	Streamlined procedures	1,00	0,50		2,00	131.402,00	14.000,00		315.000,00
Export and import procedures simplified.	procedured simplified	1,00	1,00		1,00	137.732,00	9.739,00		350.000,00
Legislation for credit bureau completed.	Legislations	1,00	2,00		1,00	20.000,00	1.390,00		120.000,00
Amendments to commercial legislations ( Consumer Protection and Competition Commision) completed.	Legislations	1,00	1,00		2,00	107.428,00	20.566,00		183.000,00
<b>Enhanced ability of Go-Invest for investment attraction and export promotion.</b>									
Guyana Office for Investments (GOINVEST) has a completed business plan.	Business Plan	1,00	0,50		1,00	172.910,00	52.159,00		683.800,00
GOINVEST developed investment attraction and export promotion systems.	Systems	1,00	1,00		2,00	8.100,00	8.100,00		495.200,00
GOINVEST set up Trade Point Guyana to benefit firms.	Firms benefited	50,00	1,00		150,00	62.566,00			469.000,00
Strategic plan for Guyana National Bureau of Standards (GNBS) developed.	Strategy	1,00	1,00		1,00	8.447,00			18.245,00
Training of staff and firms on ISOs ( International Organsation for Standardization) completed.	Number trained	20,00	20,00		45,00	126.698,00	9.147,00		273.674,00
GNBS's laboratory equipment upgraded.	Equipment upgraded	1,00			1,00	42.202,00			344.469,00
GNBS's communication strategy implemented.	Implemtation of com. strategy	1,00	1,00		1,00	21.116,00			45.612,00
<b>Private enterprise competitiveness for export development supported</b>									
Firms benfited from export development grants.	Firms	30,00	14,00		25,00	369.223,00	48.534,00		930.000,00

# PROGRESS MONITORING REPORT

GY-L1006 - Support for Competitiveness  
2012 2º period closed in (7-May-2013)

Inter-American Development Bank - IDB  
Office of Strategic Planning and Development Effectiveness  
Last Update: 09/04/2013

Description	Unit of Measure	Physical				Financial			
		Planned	Actual	Accumulated units	EOP units	Planned	Actual	Accumulated costs	EOP costs
<b>Project Management</b>									
Project management staff hired to execute program.	N/A					200.000,00	144.712,00		1.340.000,00
<b>Audit and Evaluation</b>									
Annual Audit and evaluation	N/A						5.615,00		240.000,00
<b>Contingencies</b>									
Contingencies	N/A								216.000,00
<b>PBL First Tranche</b>									
Conditions of First Tranche achieved	Policy conditions	9,00	9,00		9,00				3.000.000,00
<b>PBL Second Tranche</b>									
Conditions for Second Tranche achieved	Policy conditions	9,00	9,00		9,00				5.000.000,00
<b>PBL Third tranche</b>									
Conditions to be complied with in 2011/2012	Policy Conditions	9,00	9,00		9,00	10.000.000,00	10.000.000,00		10.000.000,00
<b>Financial Cost</b>									
FIV	N/A								87.000,00
<b>PROPEF</b>									
Payoff of the PROPEF	N/A								800.000,00
<b>TOTAL</b>						<b>11.854.193,00</b>	<b>10.510.021,00</b>		<b>26.999.990,00</b>