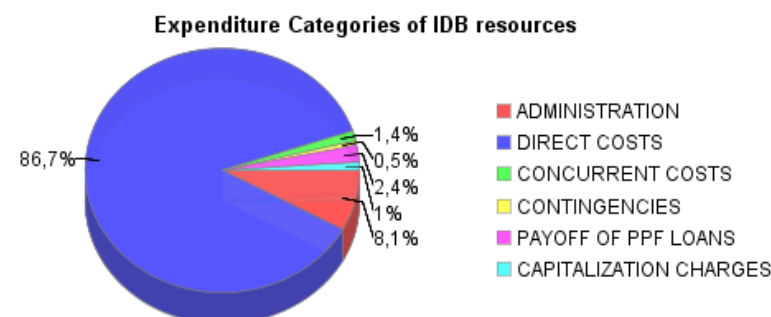
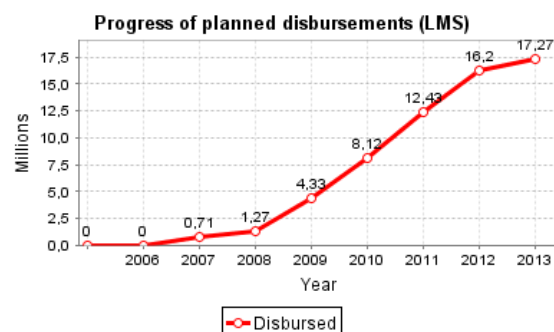
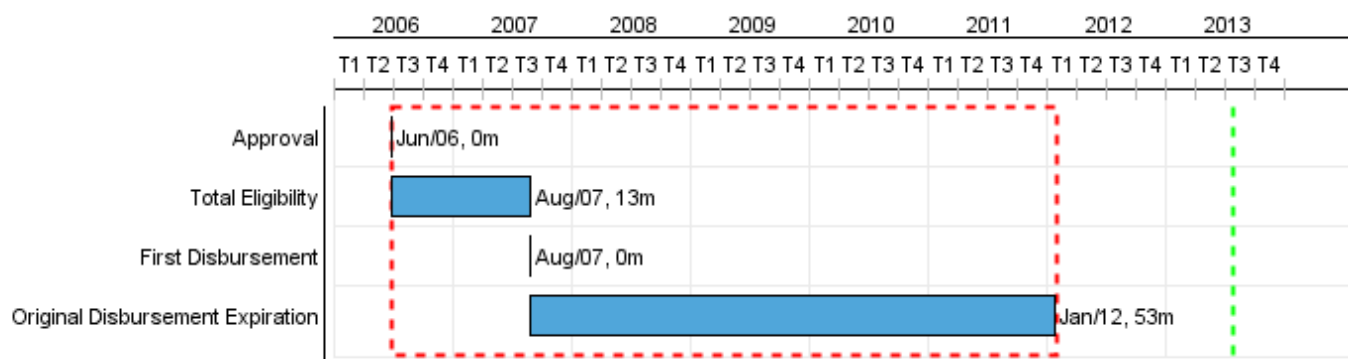


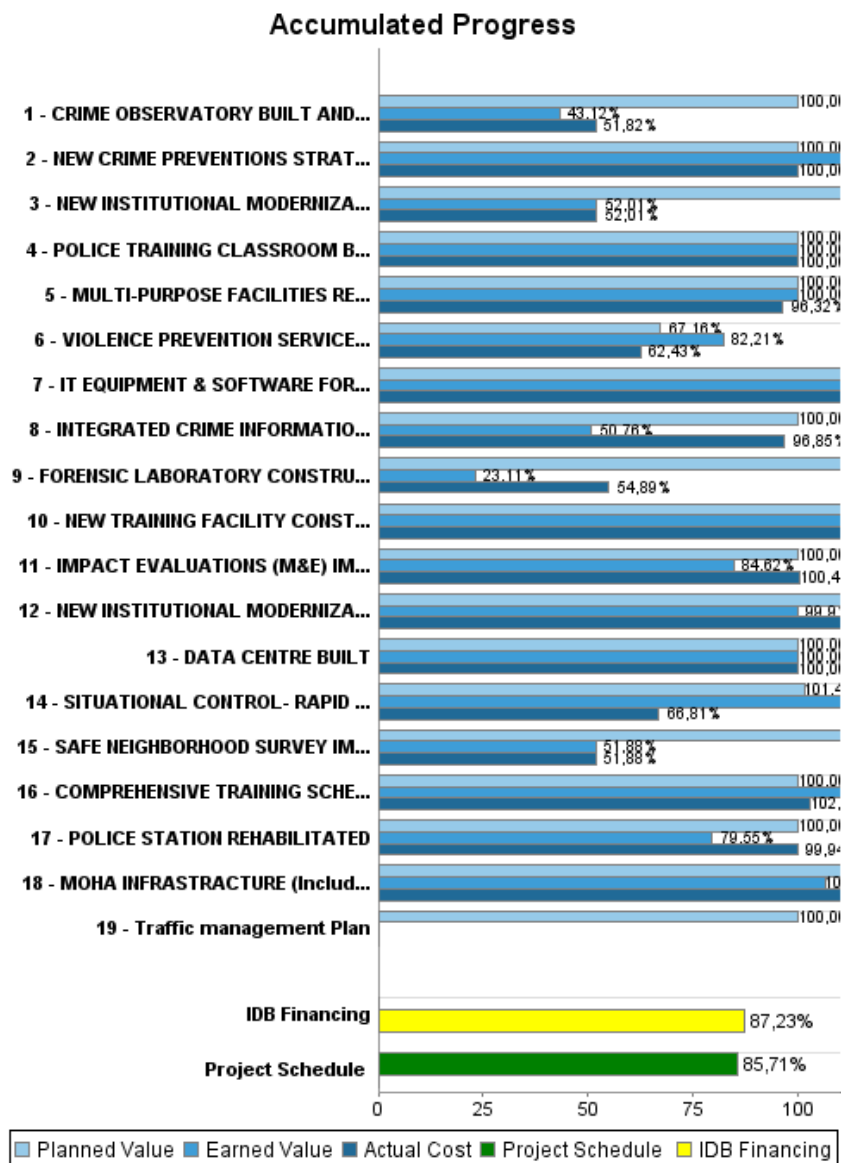
Summary Report

Basic Data		Available Funds (US\$)		Total Cost and Source	
Executing Agency (EA):	MINISTRY OF HOME AFFAIRS				
Sector:	SOCIAL INVESTMENT-CITIZEN SAFETY				
Loan Number(s):	1752/SF-GY	Current Approved Amount:	19.800.000,00	Original IDB:	19.800.000,00
Stage:	Approved	Disbursed Amount to Date:	17.271.258,96	Current IDB:	19.800.000,00
Operation Type:	INV - Investment	% Disbursed:	87,23	Pari-passu:	90,00
Related Operation(s):	GY-L1011	Balance:	2.528.741,04	Co-Financing/Country:	2.200.000,00
Operation Subtype:	ESP - Specific Investment Operation			Original Estimate:	22.000.000,00
				Amortization Period (months):	354

Project Environmental and Social Impact Category	Reformulation	Validation
Project Environmental and Social Impact Category: C(R)	() Was the objective(s) of this project reformulated?	Validated by Division Chief: 29-mar-2013 Validated by Country Representative: 05-abr-2013



Accumulated Progress as of 2012



Outcomes

Outcome:	The capabilities of MoHA and GPF to implement crime preventive programmes is strengthened.
Suppositions:	1. Political, social and economic conditions do not deteriorate
Comments:	This indicator is to be measured 3 years after the end of the project

Indicator	Unit of Measure	Baseline	Baseline Year		2006	End of project
Perception that GPF and MoHA is not doing a good job preventing crimes in Region IV	%	34,00	2006	P A		26,00
Perception that GPF and MoHA is not doing a good job preventing crimes in Region VI	%	36,00	2006	P A		25,00
Perception of insecurity in Region IV	%	42,00	2006	P A		34,00
Perception of insecurity in region VI	%	42,00	2006	P A		39,00

Outcome:	The social cohesion within communities and its crime preventive capacity is strengthened.
Suppositions:	1. Political, economic and social conditions do not deteriorate.
Comments:	This indicator is to be measured 3 years after the end of the project.

Indicator	Unit of Measure	Baseline	Baseline Year		2006	End of project
Willingness of neighbors to get involved and help each other out in Region IV	%	68,00	2006	P A		75,00
Willingness of neighbors to get involved and help each other out in Region VI	%	76,00	2006	P A		83,00

Outcome:	Skills, attitudes and behaviour indicators are improved.
Suppositions:	1. Political commitment to improve citizen security is not affected by elections. 2. Political, economic and social conditions do not deteriorate 3. Absorptive capacity of government institutions are improved
Comments:	This indicator is to be measured 3 years after the end of the project.

Indicator	Unit of Measure	Baseline	Baseline Year		2006	End of project
Persons with the ability to control their anger and avoid a fight in region IV	%	56,00	2006	P A		67,00
Persons with the ability to control their anger and avoid a fight in region VI	%	43,00	2006	P A		51,00

Outcome:	Number of cities benefiting from a Citizen Security Program.
Comments:	Indicator number 3.3.5 from the Bank's Result Framework

Indicator	Unit of Measure	Baseline	Baseline Year		2006	End of project
-----------	-----------------	----------	---------------	--	------	----------------



PROGRESS MONITORING REPORT

GY0071 - Citizen Security
2012 2º period closed in (7-May-2013)

Inter-American Development Bank - IDB

Office of Strategic Planning and Development Effectiveness
Last Update: 28/03/2013

Cities benefiting from a Citizen Security Program	Cities		2006	P	1,00	1,00
				A	1,00	

Outputs: Annual Physical and Financial Progress 2012

Description	Unit of Measure	Physical				Financial			
		Planned	Actual	Accumulated units	EOP units	Planned	Actual	Accumulated costs	EOP costs
CAPACITY BUILDING OF THE MINISTRY OF HOME AFFAIRS									
CRIME OBSERVATORY BUILT AND EQUIPPED	Crime observatory				1,00	34.000,00	2.598,00		115.000,00
NEW CRIME PREVENTIONS STRATEGIES IMPLEMENTED.	Strategies				5,00	54.000,00			170.000,00
SAFE NEIGHBORHOOD SURVEY IMPLEMENTED	Survey	1,00			2,00	90.000,00			180.000,00
NEW INSTITUTIONAL MODERNIZATION PLAN OF MOHA IMPLEMENTED	Plan	1,00			1,00	416.000,00			984.000,00
IMPACT EVALUATIONS (M&E) IMPLEMENTED	M&E system				1,00				65.000,00
MOHA INFRASTRUCTURE (Including new IT Network) REHABILITATED	Ministry		1,00		1,00	410.000,00	676.908,00		1.206.000,00
CAPACITY BUILDING AND MODERNIZATION OF THE GUYANA POLICE FORCE									
INTEGRATED CRIME INFORMATION SYSTEM IMPLEMENTED	ICI system				1,00	718.000,00	169.500,00		1.021.000,00
COMPREHENSIVE TRAINING SCHEME IMPLEMENTED	Police Instructors	10,00	10,00		50,00	356.000,00			1.305.000,00
FORENSIC LABORATORY CONSTRUCTED	Forensic Laboratory	1,00			1,00	1.541.000,00	1.093.593,00		3.441.000,00
NEW TRAINING FACILITY CONSTRUCTED	Training Facility	1,00	1,00		1,00	500.000,00	218.726,00		875.000,00
POLICE STATION REHABILITATED	Police Station	6,00	4,00		18,00	400.000,00	257.824,00		1.630.000,00
NEW INSTITUTIONAL MODERNIZATION PLAN OF THE GPF IMPLEMENTED	Plan	1,00			1,00	300.000,00	90.350,00		700.000,00
DATA CENTRE BUILT	Data Center				1,00				75.000,00
POLICE TRAINING CLASSROOM BUILT	Classroom				1,00	15.000,00			45.000,00
IT EQUIPMENT & SOFTWARE FOR GPF INSTALLED	communication sys.				1,00	95.000,00	41.434,00		518.000,00
Traffic management Plan	study				1,00	50.000,00			100.000,00
COMMUNITY BASED INTERVENTION									
SITUATIONAL CONTROL- RAPID IMPACT AND VIOLENCE REDACTION COMMUNITY PROJECTS IMPLEMENTED	Projects	20,00	11,00		30,00	150.000,00	316.035,00		620.000,00
VIOLENCE PREVENTION SERVICES AND ACTIVITIES IMPLEMENTED	skill courses	2,00	2,00		5,00	500.000,00	569.873,00		2.655.000,00
MULTI-PURPOSE FACILITIES REHABILITATED	Facilities	1,00	1,00		3,00	50.000,00	38.959,00		150.000,00
ADMINISTRATION									

PROGRESS MONITORING REPORT

GY0071 - Citizen Security
2012 2º period closed in (7-May-2013)

Inter-American Development Bank - IDB
Office of Strategic Planning and Development Effectiveness
Last Update: 28/03/2013

Description	Unit of Measure	Physical				Financial			
		Planned	Actual	Accumulated units	EOP units	Planned	Actual	Accumulated costs	EOP costs
ADMINISTRATION	N/A					1.287.000,00	271.064,00		2.000.000,00
CONCURENT COSTS									
PROPEF	N/A					534.000,00			1.000.000,00
M&E AND SUPERVISION	N/A					160.000,00	18.849,00		200.000,00
AUDITING	N/A					27.000,00			75.000,00
UNALLOCATED/ CONTINGENCIES									
CONTINGENCIES	N/A								472.000,00
FINANCIAL EXPENSES									
FIV	N/A					84.000,00			198.000,00
COUNTERPART RESSOURCES									
Counterpart Ressources to the Program (Pari-passu acumulado)	N/A						715.457,00		2.200.000,00
TOTAL						7.771.000,00	4.481.170,00		22.000.000,00