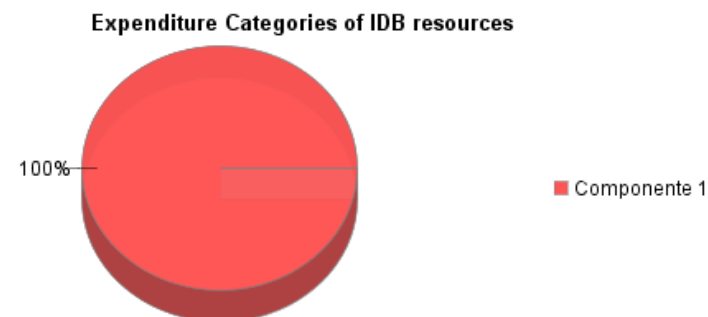
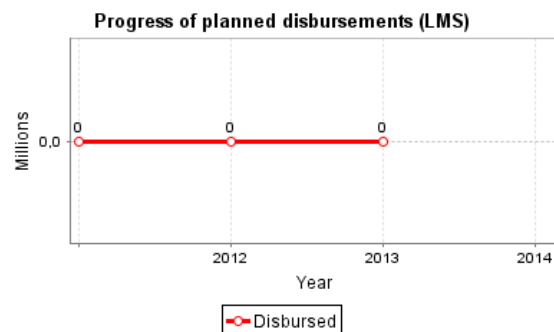
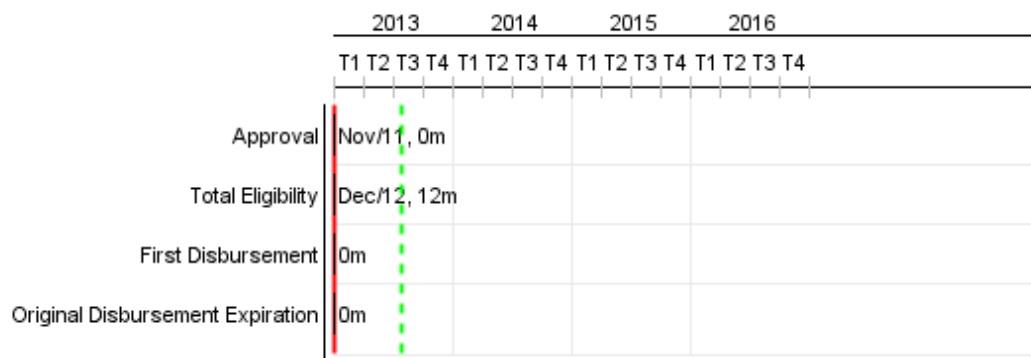



Summary Report

Basic Data		Available Funds (US\$)		Total Cost and Source	
Executing Agency (EA):	NACIONAL FINANCIERA S.N.C. GERENCIA OPERACION ORGANISMOS MULTILAT.				
Sector:	FINANCIAL MARKETS-BANKING MARKET DEVELOPMENT				
Loan Number(s):	2631/TC-ME	Current Approved Amount:	70.000.000,00	Original IDB:	70.000.000,00
Stage:	Approved	Disbursed Amount to Date:		Current IDB:	70.000.000,00
Operation Type:	INV - Investment	% Disbursed:		Pari-passu:	100,00
Related Operation(s):	ME-L1051, ME-X1010, ME-T1168, ME-T1203	Balance:	70.000.000,00	Co-Financing/Country:	
Operation Subtype:	GCR - Global Credit Operation			Original Estimate:	70.000.000,00
				Amortization Period (months):	114

Project Environmental and Social Impact Category	Reformulation	Validation
Project Environmental and Social Impact Category: B13	() Was the objective(s) of this project reformulated?	Validated by Division Chief: 15-abr-2013 Validated by Country Representative: 15-abr-2013



Accumulated Progress as of 2012



Outcomes

Outcome:	Increase in total investment in RE generation capacity
Suppositions:	Estimate based on a US\$2,5 millions per MW installed.

Indicator	Unit of Measure	Baseline	Baseline Year		2013	2014	2015	2016	End of project
Increase in total investment in RE generation capacity	million us dollars		2012	P A	375,00	625,00	750,00	2.500,00	2.500,00

Outcome:	Overall Increase in RE Generation capacity
Suppositions:	Due to the demonstration effect, financial resources may become available to finance a further 2.000 MW of RE power plants.

Indicator	Unit of Measure	Baseline	Baseline Year		2013	2014	2015	2016	End of project
Overall Increase in RE Generation capacity	MW		2012	P A					3.000,00

PROGRESS MONITORING REPORT

ME-L1109 - CTF Renewable Energy Financing Facility for Mexico
2012 2º period closed in (7-May-2013)

Inter-American Development Bank - IDB

Office of Strategic Planning and Development Effectiveness
Last Update: 07/03/2013

Outputs: Annual Physical and Financial Progress 2012

Description	Unit of Measure	Physical				Financial			
		Planned	Actual	Accumulated units	EOP units	Planned	Actual	Accumulated costs	EOP costs
credito									
RE Power Plants financed	Number				10,00				70.000.000,00
TOTAL									70.000.000,00