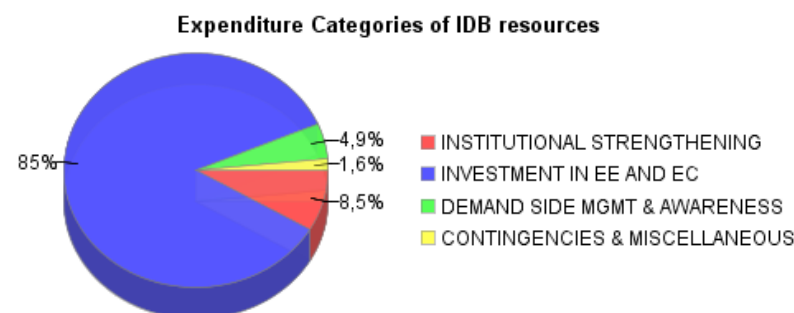
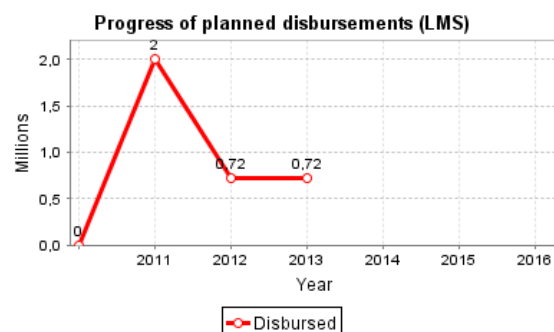
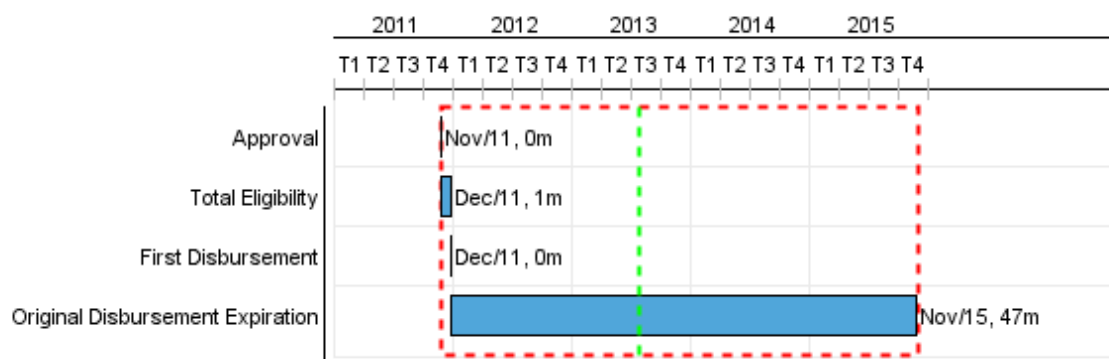


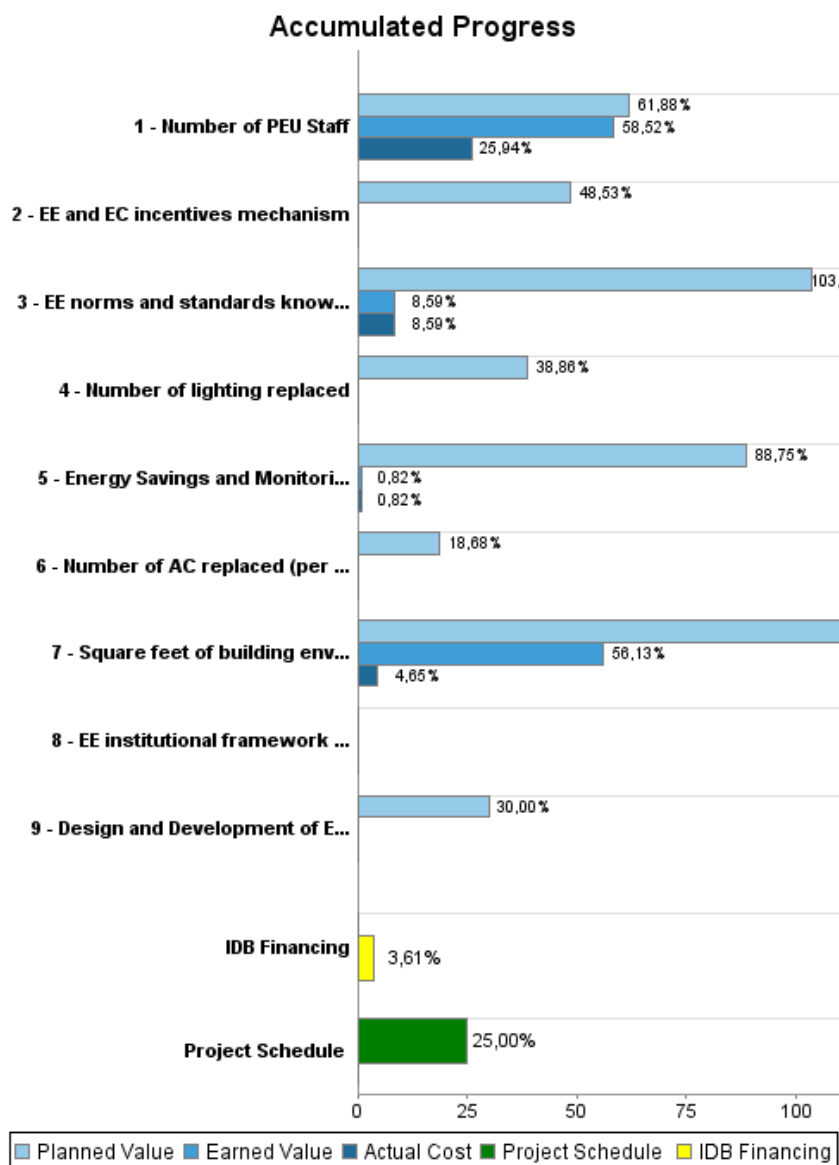
Summary Report

Basic Data		Available Funds (US\$)		Total Cost and Source	
Executing Agency (EA):	Ministry of Energy and Mining	ENERGY IN END USE			
Sector:	ENERGY-ENERGY EFFICIENCY AND RENEWABLE				
Loan Number(s):	2629/OC-JA	Current Approved Amount:	20.000.000,00	Original IDB:	20.000.000,00
Stage:	Approved	Disbursed Amount to Date:	721.000,00	Current IDB:	20.000.000,00
Operation Type:	INV - Investment	% Disbursed:	3,61	Pari-passu:	100,00
Related Operation(s):	RG-P1442	Balance:	19.279.000,00	Co-Financing/Country:	
Operation Subtype:	ESP - Specific Investment Operation			Original Estimate:	20.000.000,00
				Amortization Period (months):	186

Project Environmental and Social Impact Category	Reformulation	Validation
Project Environmental and Social Impact Category: None	() Was the objective(s) of this project reformulated?	Validated by Division Chief: 09-abr-2013 Validated by Country Representative: 15-abr-2013



Accumulated Progress as of 2012



Outcomes

Outcome:	Energy savings of the public sector (kWh/year)
Suppositions:	0

Indicator	Unit of Measure	Baseline	Baseline Year		End of project
Energy Savings	kWh/year		2012	P	22.609.713,00
				A	

Outcome:	Energy expenses reduction (US\$/year)
-----------------	---------------------------------------

Indicator	Unit of Measure	Baseline	Baseline Year		End of project
Energy expenses reduction	US\$million/year		2012	P	6,70
				A	

Outcome:	CO2 emissions of the public sector reduced. (CO2eq-year)
-----------------	--

Indicator	Unit of Measure	Baseline	Baseline Year		End of project
CO2 emissions of the public sector reduction	CO2eq tonnes-year		2012	P	19.150,00
				A	

Outcome:	# oil barrels reduced
-----------------	-----------------------

Indicator	Unit of Measure	Baseline	Baseline Year		End of project
oil barrels reduction	barrels/year		2012	P	13.886,00
				A	

Outputs: Annual Physical and Financial Progress 2012

Description	Unit of Measure	Physical				Financial			
		Planned	Actual	Accumulated units	EOP units	Planned	Actual	Accumulated costs	EOP costs
Component I - Institutional Strengthening									
Number of PEU Staff	persons	4,00	6,00		6,00	373.942,00	248.672,00		958.500,00
EE institutional framework developed	structure				1,00				300.000,00
Energy Savings and Monitoring Activities	manuals				3,00	122.000,00	1.956,00		240.000,00
Design and Development of EE initiatives	manual				2,00	30.000,00			200.000,00
Component II - Investments in EE and EC									
Number of lighting replaced	lights	9.772,00			97.723,00	2.803.428,00			8.500.000,00
Number of AC replaced (per unit)	unit	503,00			5.025,00	867.005,00			7.317.005,00
Square feet of building envelope measures - cool roof coating	square feet	362.388,00	222.246,00		3.623.883,00	1.079.567,00	54.834,00		1.179.567,00
Component III Demand Side Management Program									
EE and EC incentives mechanism	proposal				1,00	150.000,00			680.000,00
EE norms and standards knowledge dissemination	events				6,00	150.000,00	25.779,00		300.000,00
TOTAL						5.575.942,00	331.241,00		19.675.072,00