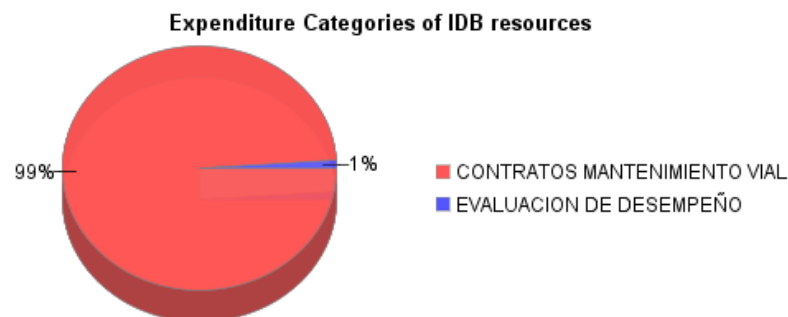
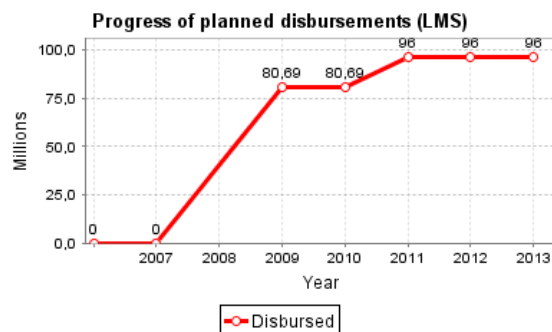
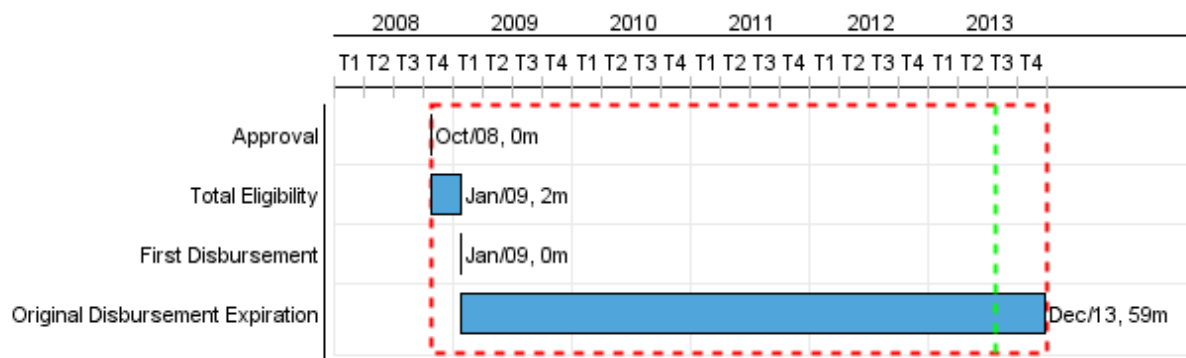


Summary Report

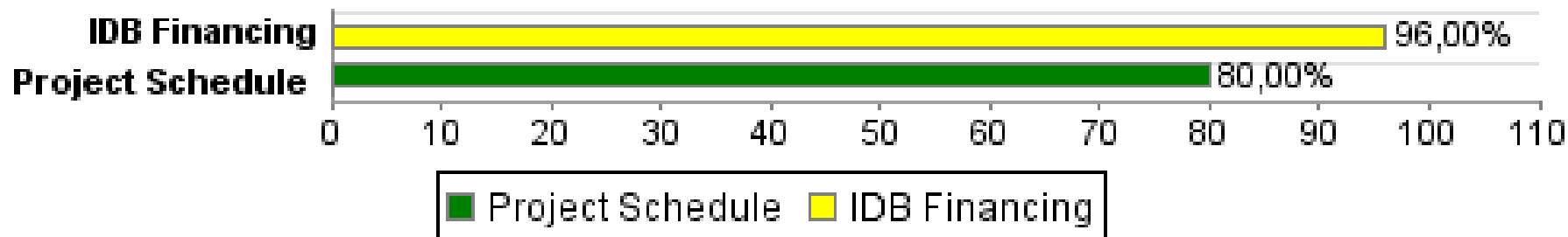
Basic Data		Available Funds (US\$)		Total Cost and Source	
Executing Agency (EA):	CORPORACIÓN VIAL DEL URUGUAY				
Sector:	TRANSPORT				
Loan Number(s):	2041/OC-UR	Current Approved Amount:	100.000.000,00	Original IDB:	100.000.000,00
Stage:	Approved	Disbursed Amount to Date:	95.999.687,69	Current IDB:	100.000.000,00
Operation Type:	PDL - Performance Driven Loan	% Disbursed:	96,00	Pari-passu:	80,00
Related Operation(s):		Balance:	4.000.312,31	Co-Financing/Country:	25.000.000,00
Operation Subtype:	PDL - Performance Driven Loan			Original Estimate:	125.000.000,00
				Amortization Period (months):	78

Project Environmental and Social Impact Category	Reformulation	Validation
Project Environmental and Social Impact Category: B13	() Was the objective(s) of this project reformulated?	Validated by Division Chief: 09-abr-2013 Validated by Country Representative: 12-abr-2013



Accumulated Progress as of 2012

Accumulated Progress



Outcomes

Outcome: Valor del patrimonio vial a mantenido a un nivel óptimo

Indicator	Unit of Measure	Baseline	Baseline Year		2009	2010	2011	2012	End of project
Patrimonio Vial Optimo [Patrimonio Vial Actual (PVA)/Patrimonio Vial Medio (PVM)]	Indice	1,00	2008	P	1,00	1,00	1,00	1,00	1,00
				A	1,07	1,07	1,08	1,08	

Outcome: Nivel de servicio de la red vial mantenido en guarismos adecuados

Indicator	Unit of Measure	Baseline	Baseline Year		2009	2010	2011	2012	End of project
Nivel de Servicio	Indice	70,00	2008	P	90,00	90,00	90,00	90,00	90,00
				A	90,80	90,80	90,50	90,50	

Outcome: Cobertura del mantenimiento ampliada

Indicator	Unit of Measure	Baseline	Baseline Year		2009	2010	2011	2012	End of project
Indice de Cobertura	Porcentaje	45,00	2008	P	90,00	90,00	90,00	180,00	90,00
				A		90,00	100,00	100,00	

Outputs: Annual Physical and Financial Progress 2012

Description	Unit of Measure	Physical			
		Planned	Actual	Accumulated units	EOP units
Obras y mantenimiento					
Carreteras con contratos de mantenimiento por niveles de servicio vigentes	Kilómetros	1.440,00	1.600,00		1.440,00
Fortalecimiento Institucional					
Sistema de gestión instalado	Sistema				1,00
Consultoría de evaluación de desempeño					
Informes de consultoría de evaluación de desempeño presentados	Informes				4,00
Contingencias y escalamiento de obras.					
Contingencias y escalamiento de obras.	na				