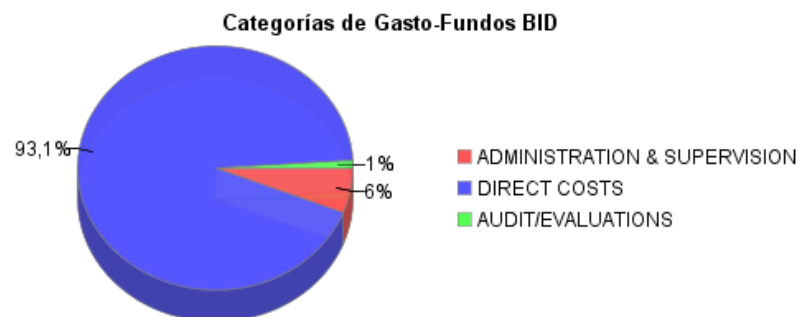
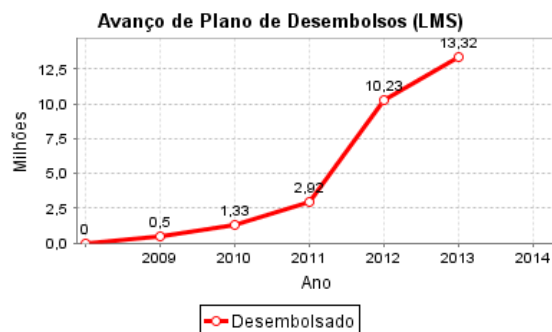
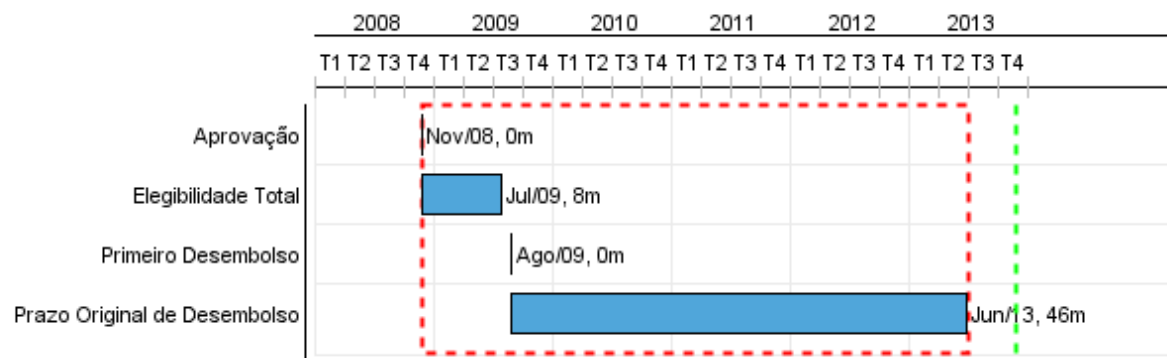


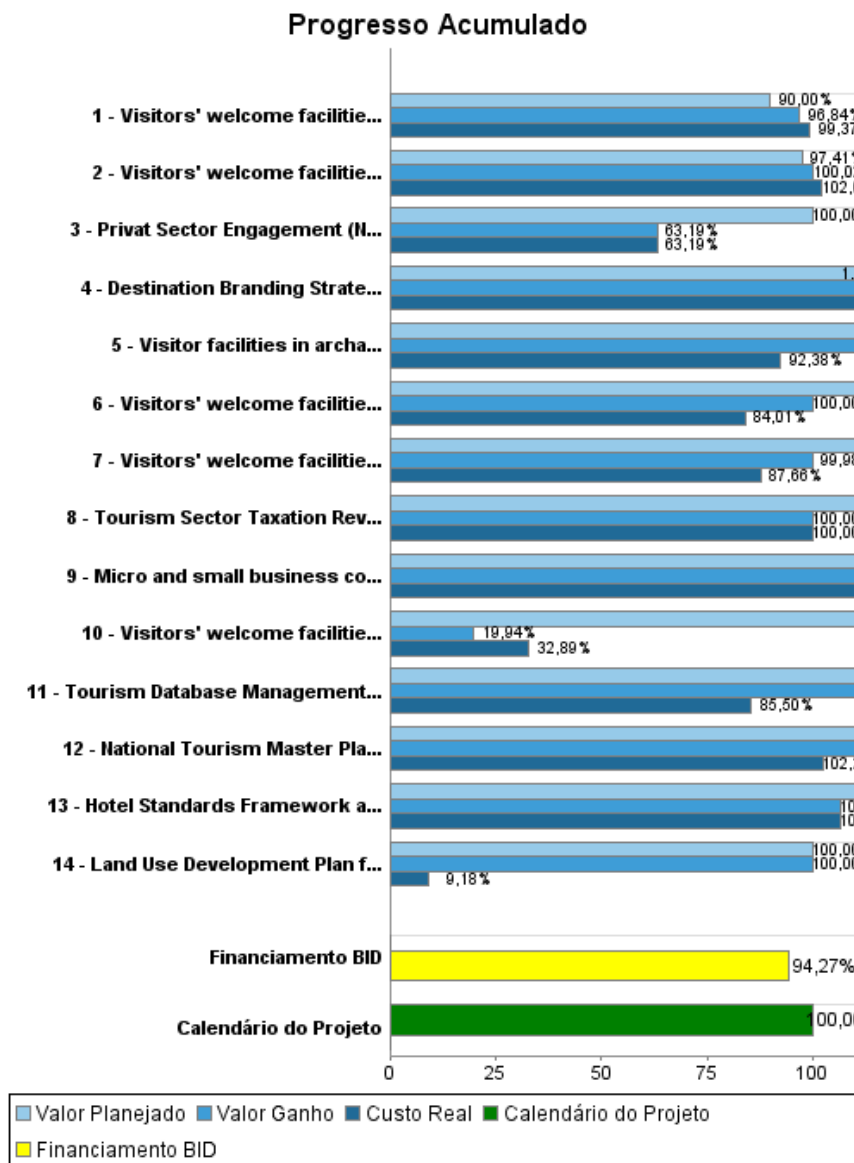
Relatório Resumido

Dados Gerais	Fundos Disponíveis (US\$)	Custo Total e Fonte
Executor: MINISTRY OF TOURISM		
Sector: SUSTAINABLE TOURISM-DEVELOPMENT TOURISM DESTINATION & PRODUCT MANAGEMENT		
Número da Operação: 2060/OC-BL	Atual: 13.322.000,00	Original BID: 13.322.000,00
Estágio: Approved	Desembolsado: 12.559.248,51	Corrente BID: 13.322.000,00
Tipo Operação: INV - Investimento	% Desembolsado: 94,27	Pari-passu: 91,00
Operação Relacionada: BL-P1024	Saldo: 762.751,49	Cofinanciamento/País: 1.360.000,00
Subtipo de Operação: ESP - Specific Investment Operation		Original Estimado: 14.682.000,00
		Período de Amortização (meses): 246

Categoria do impacto social	Reformulação	Validação
Categoria do impacto social: B	() Os objetivos do projeto foram reformulados?	Validado pelo Chefe de Divisão: 01-oct-2013 Validado pelo Representante do País: 08-oct-2013



Progresso Acumulado até 2013



Resultados

Resultado:	Overnight tourism market increased
Suposições:	1- No major disruptions in the originating markets (US, Europe, Canada) 2- Annual visitation patterns are not affected by a major hurricane 3- Government continues to give high priority to the sector in its national agenda, assuring the sustainability of the activities
Observações:	1- Due to 2008/2009 global financial turmoil, planned outcomes will be review with BTB during the Administration Mission

Indicador	Unidade Medida	Linha Base	Ano Linha Base		2008	2010	2011	Final do Projeto
Overnight tourist expenditure	US\$ million	185,90	2008	P A		207,60		220,00
Average visitor expenditures per day in San Ignacio / Cayo	US\$	136,00	2007	P A	119,44 119,44		107,87 107,87	167,00
Average visitor expenditures per day in Ambergris Caye	US\$	170,00	2007	P A	170,00 170,00		135,63 135,63	209,00
Average visitor expenditures per day in Placencia	US\$	161,00	2007	P A	163,00 163,00		117,21 117,21	198,00
Average visitor expenditures per day in Belize City / District	US\$	167,00	2007	P A	157,00 157,00		123,46 123,46	205,00
Visitors Cahal Pech	visitor	14.103,00	2008	P A			16.706,00 16.706,00	14.103,00
Visitors in Xunantunich	visitor	48.079,00	2008	P A			51.087,00 51.087,00	53.000,00
Overnight visitors (hotels) Ambergris Caye	visitor	302.499,00	2008	P A			475.197,00 475.197,00	500.000,00
Overnight visitors (hotels) Cayo	visitor	226.415,00	2008	P A			244.951,00 244.951,00	250.000,00
Overnight visitors (hotels) Placencia	visitor	132.762,00	2008	P A			162.110,00 162.110,00	180.000,00
Overnight tourists - overall (national)	visitor	245.007,00	2008	P A			250.263,00 250.263,00	252.000,00
Registered tour guides - Ambergris Caye	tour guide	141,00	2008	P A			188,00 188,00	200,00
Registered tour guides - Belize City	tour guide	299,00	2008	P A			315,00 315,00	325,00
Registered tour guides - Cayo	tour guide	197,00	2008	P A			215,00 215,00	225,00
Registered tour guides - Placencia	tour guide	75,00	2008	P A			75,00 67,00	75,00

Produtos: Progresso Físico e Financeiro Anual 2013

Descrição	Unidade de medida	Físico				Financeiro			
		Planejado	Atual	Unidades Acumuladas	Unidades FDP	Planejado	Atual	Custos Acumulados	Custos FDP
Investments in overnight tourism destinations									
Visitors' welcome facilities in Placencia improved (new municipal pier and plaza)	Facility	1,00	1,00		1,00	601.354,00	415.753,00		1.507.218,00
Visitors' welcome facilities in Cayo District improved (Welcome Center)	Facility				1,00	20.280,00	8.052,00		1.937.834,00
Visitor facilities in archaeological sites of Xunantunich, ATM and Cahal Pech improved	Facilities				4,00	187.378,00	143.600,00		574.492,00
Visitors' welcome facilities in San Pedro town improved (Sunset Boardwalk and Water Taxi Terminal)	Facility	1,00	1,00		1,00	1.509.003,00	993.978,00		3.220.059,00
Visitors' welcome facilities in the Bacalar Chico National Park / Marine Reserve improved	Facility	1,00			1,00	617.096,00	99.850,00		770.850,00
Visitors' welcome facilities in Belize City improved (Fort Point Pedestrian Walk)	Facility	1,00	1,00		1,00	310.960,00	380.072,00		3.356.656,00
Institutional strengthening and capacity building for policy, destination planning and management									
National Tourism Master Plan completed	Plan				1,00		10.000,00		473.670,00
Destination Branding Strategy completed	Strategy				1,00		25.000,00		25.000,00
Tourism Sector Taxation Review Study completed	Study				1,00				50.000,00
Tourism Database Management System designed and installed	Database				1,00	39.642,00	14.622,00		172.591,00
Hotel Standards Framework and Hotel Classification System designed and endorsed by Ministry of Tourism and BTB	System				1,00	16.688,00	23.363,00		104.576,00
Micro and small business co-financed with match grant	Enterprises				3,00	40.222,00	132.381,00		430.554,00
Land Use Development Plan for Ambergris Caye (San Pedro)	Plan	1,00	1,00		1,00	61.250,00	5.625,00		61.250,00
Privat Sector Engagement (NTMP)	Event				1,00	5.889,00			16.000,00
Administration, evaluation, audit									
Administration, evaluation, audit	N/A					329.081,00	383.254,00		1.421.061,00
Contingency	N/A					560.189,00			560.189,00
TOTAL						4.299.032,00	2.635.550,00		14.682.000,00