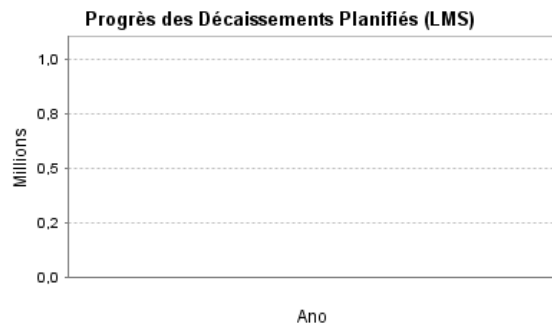
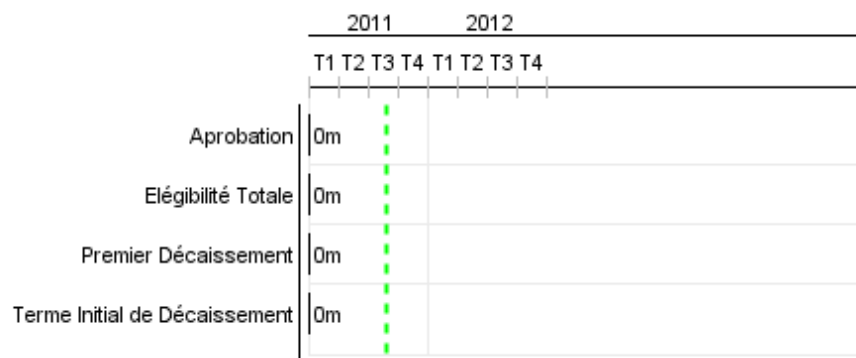


Rapport Résumé

Données Générales		Fonds Disponibles (US\$)	Coût Total et Source de Financement
Agence d' Exécution (EA):	PLANNING INSTITUTE OF JAMAICA		
Secteur:			
Numéro(s) de Prêt(s):		Montant Courant Approuvé:	Initial BID:
Étape:	Proposal Ready	Montant Décaissé à ce Jour:	Courant BID:
Type d' Opération:	PBL - Policy Based Loan	% Décaissé:	Pari Passu:
Opération(s) Connexe(s):	JA-T1046	Solde:	Cofinancement/Pays:
Sous-Type de l'Opération:	PBP - Programatic Policy Base Loan		Estimation Initiale:
			Période d'Amortissement (mois):

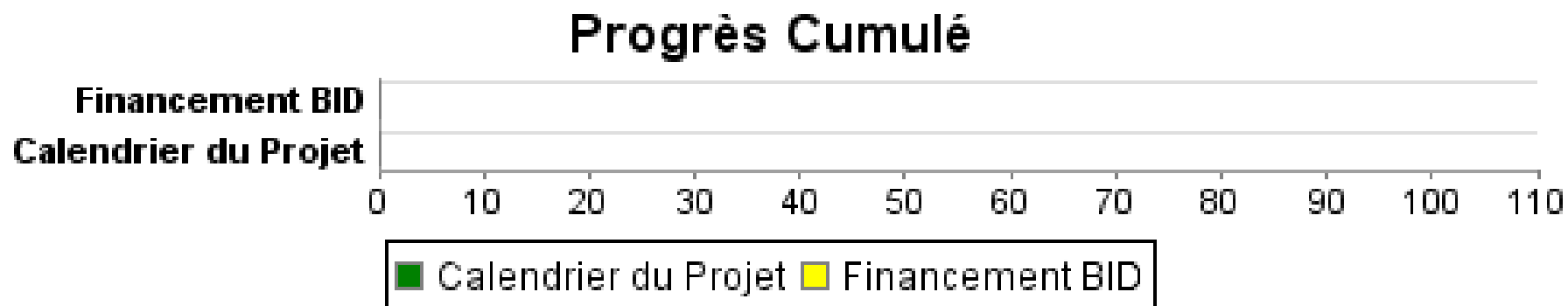
Catégorie d'Impact Environnemental et Social du Projet	Reformulation	Validation
Catégorie d'Impact Environnemental et Social du Projet: B	() Les objectifs du projet ont-ils été reformulés?	Validé par le Chef de Division: Mar 18, 2011 Validé par le Représentant: Apr 21, 2011



Catégories des Dépenses des Fonds BID

Recherche réussie, mais aucun document ne correspond aux critères de recherche.

Progrès Cumulé à 2010



Résultats

Résultat:	Use of education and health services by PATH beneficiary households increases.
------------------	--

Indicateur	Unité de Mesure	Ligne de Base	Année Ligne de Base		2010	2011	Fin du Projet
Households who send their school age children to school at least 85% of school days	%	82,00	2009	P A			85,00
Households that use basic health services for pregnant women and children under 6 in the prescribed manner.	%	82,00	2009	P A			84,00

Résultat:	Number of beneficiaries covered by PATH increases.
------------------	--

Indicateur	Unité de Mesure	Ligne de Base	Année Ligne de Base		2010	2011	Fin du Projet
PATH registered beneficiaries	beneficiaries	290.000,00	2010	P A		320.000,00	330.000,00
PATH students receiving at least one free meal per week from the PATH feeding subsidy fund.	PATH students		2009	P A		150.000,00	220.000,00
Pre-primary schools whose students from PATH households are covered by PATH feeding subsidy.	%		2010	P A			25,00

Produites: Progrès Physique et Financier Annuel 2010

Description	Unité de Mesure	Physique			
		Planifié	Réal	Unités Cumulées	Unités FDP
Protection of Social Sector Spending					
FY 2010/11 approved budget is at least 95% of FY 2009/10 approved budget on non-salary activities for: (i) Primary health care & nutrition, (ii) Early childhood development and (iii) Primary, secondary and special education.	%				95,00
FY 2009/10 realized expenditures are at least 90% of FY 2009/10 approved budget on non-salary activities for: (i) Primary health care and nutrition, (ii) Early childhood development and (iii) Primary, secondary and special education.	%				90,00
FY 2009/10 realized expenditures are at least 88% of FY 2009/10 approved budget on non-salary activities for the School Feeding Program.	%				88,00
FY 2010/11 approved non- salaried budget is at least 112% of FY 2009/10 approved budget for School Feeding Program.	%				112,00
FY 2010/2011 approved budget for the PATH program's conditional cash grants is at least 120% of the FY 2009/2010 approved budget for conditional cash grants.	%				120,00
Advancing Social Safety Net Reforms					
Periodic reviews of per capita benefit levels of PATH cash transfers in place	reviews				1,00
PATH's roster of beneficiaries updated based on results of recertification exercise.	beneficiary roster				1,00
Steps-to-work pilot program implemented.	pilot program				1,00
SFP uses targeting mechanism to allocate the PATH feeding subsidy to individuals in primary and secondary schools.	targeting mechanism				1,00
MIS developed and implemented to support effective monitoring and evaluation of the SFP.	system				1,00
Child health passport instrument approved and used to cover yearly birth cohorts.	%				80,00