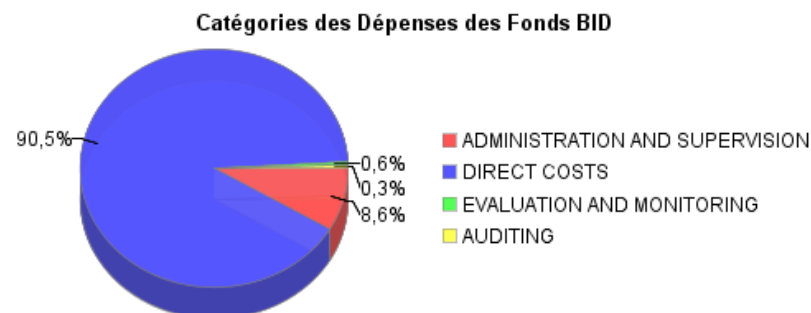
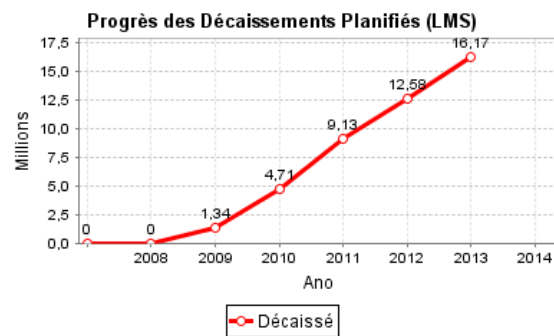
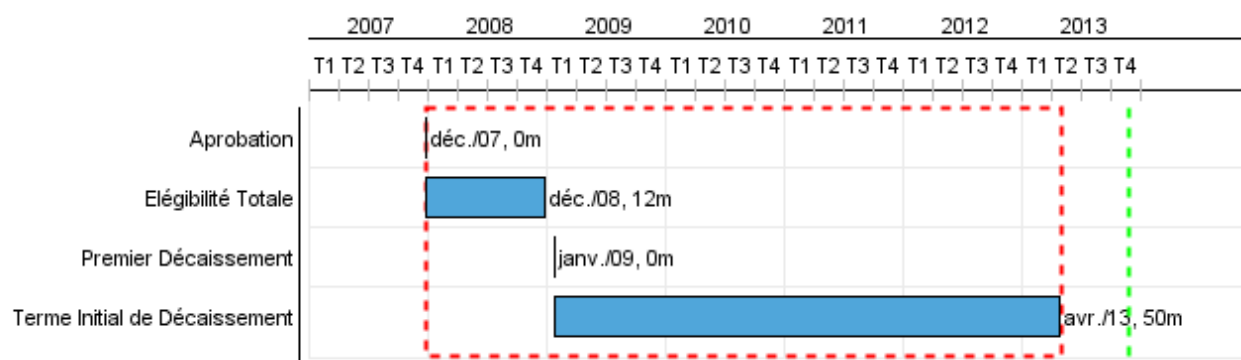


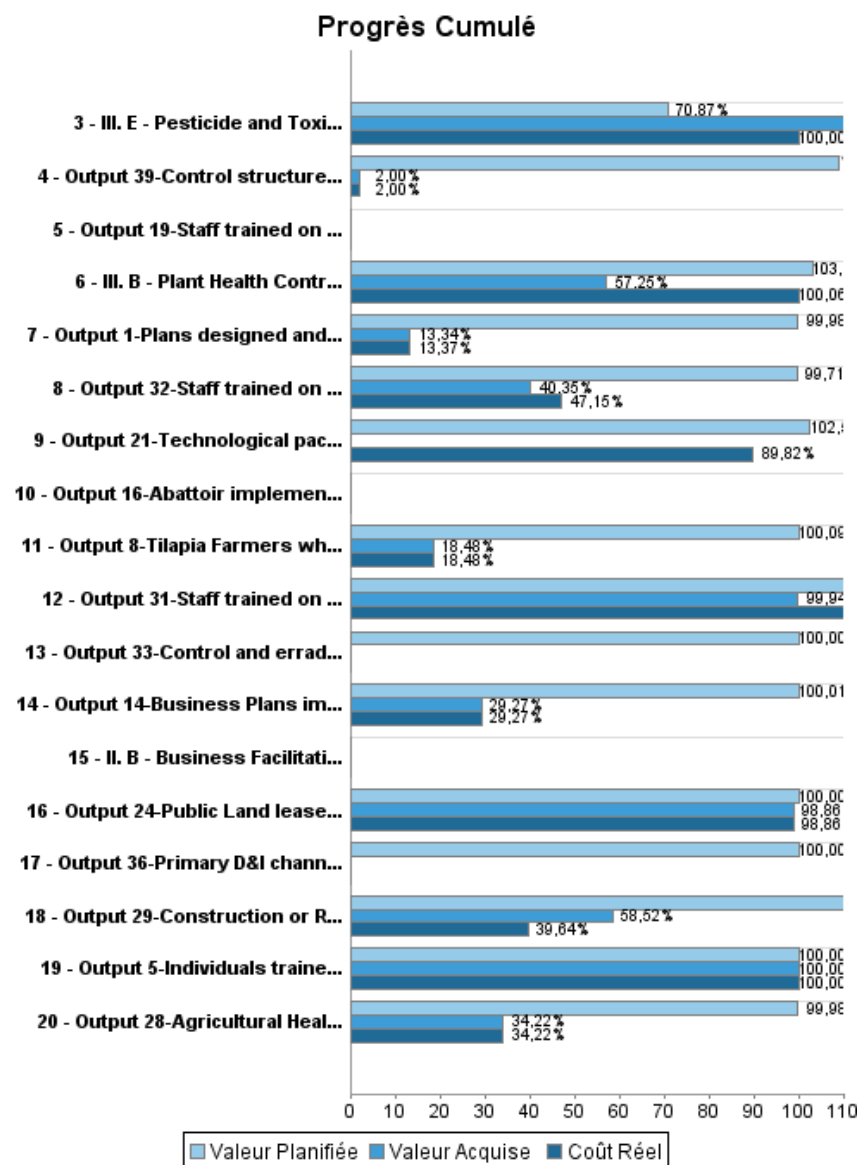
## Rapport Résumé

Données Générales	Fonds Disponibles (US\$)	Coût Total et Source de Financement
Agence d' Exécution (EA): MINISTERIO DE AGRICULTURA		
Secteur: AGRICULTURE AND RURAL DEVELOPMENT-AGRIBUSINESS		
Numéro(s) de Prêt(s): 1929/BL-GY	Montant Courant Approuvé: 20.900.000,00	Initial BID: 20.900.000,00
Étape: Approved	Montant Décaissé à ce Jour: 15.148.013,39	Courant BID: 20.900.000,00
Type d' Opération: INV - Investissement	% Décaissé: 72,48	Pari Passu: 95,00
Opération(s) Connexe(s):	Solde: 5.751.986,61	Cofinancement/Pays: 1.019.000,00
Sous-Type de l'Opération: ESP - Specific Investment Operation		Estimation Initiale: 21.919.000,00
		Période d'Amortissement (mois): 288

Catégorie d'Impact Environnemental et Social du Projet	Reformulation	Validation
Catégorie d'Impact Environnemental et Social du Projet: B	( ) Les objectifs du projet ont-ils été reformulés?	Validé par le Chef de Division: 08-oct-2013 Validé par le Représentant: 09-oct-2013



## Progrès Cumulé à 2013



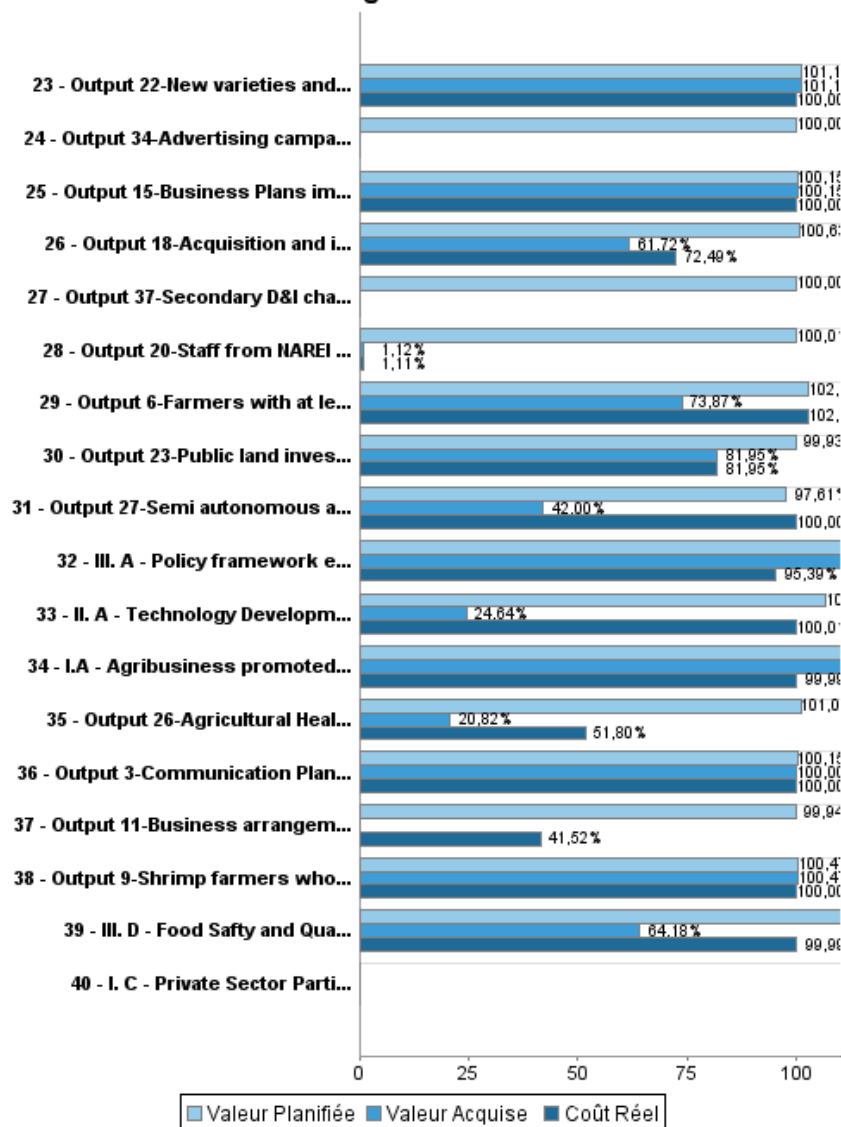
## RAPPORT DE SUIVI

GY-L1007 - Agricultural Export Diversification Program  
2013 1<sup>o</sup> período con cierre al (31-oct.-2013)

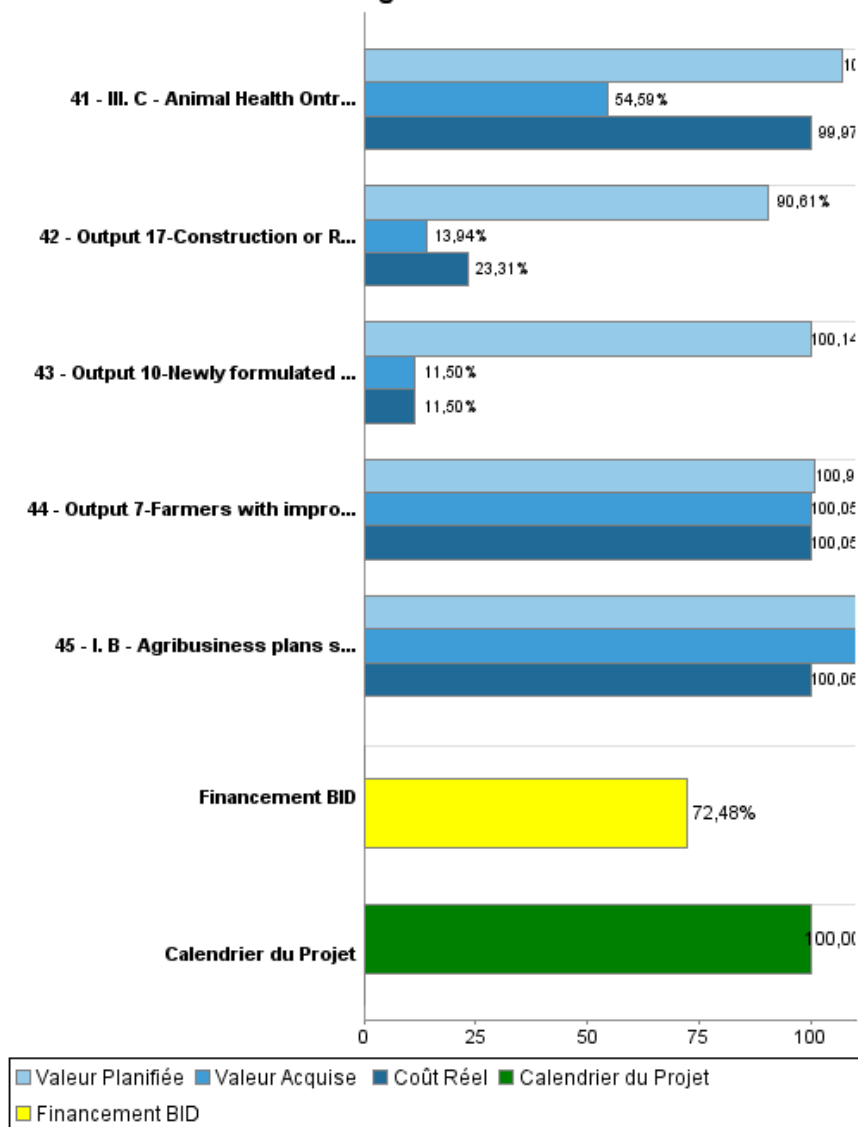
Banque Interaméricaine de Développement - BID

Bureau de la planification stratégique et de l'efficacité du développement  
Dernière Mise à Jour: 03/10/2013

### Progrès Cumulé



**Progrès Cumulé**



## Résultats

<b>Résultat:</b>	Private Sector Entrepreneurship (PSE) into Agribusiness: Private initiative to increase exports of selected agro-chains fostered.
<b>Suposições:</b>	1. Willingness to cooperate among cluster members; 2. Adequate overall business climate

Indicateur	Unité de Mesure	Ligne de Base	Année Ligne de Base		2010	2011	Fin du Projet
Private Sector institutional arrangements for aquaculture, livestock, and fruit and vegetables clusters, consolidated.	unit		2007	P A			3,00

<b>Résultat:</b>	Agribusiness Export and Facilitation Services (AES): Public services needed to support the selected agrobusiness of productive chains strengthened.
<b>Suposições:</b>	Infrastructure and logistic services are non-binding restrictions to increase exports.

Indicateur	Unité de Mesure	Ligne de Base	Année Ligne de Base		2010	2011	Fin du Projet
National Agricultural Research Institut (NARI); National Dairy Development Programme (NDDP) and the Aquaculture Research Station at Mon Repos strengthened.	services		2008	P A	2,00 1,00	1,00 1,00	3,00
Procedures and systems for facilitating access to land for agribusiness investors and start incentive regime for the sub-sectors implemented	procedures for 3 subsectors		2008	P A	3,00 1,00		3,00
Shared-facilities related to non-traditional exports implemented and operated under private-sector participation schemes	abattoir		2008	P A			1,00
Samples for trial beef exports to higher-value markets ready	yes=1; no=0		2008	P A			1,00

<b>Résultat:</b>	Agricultural Health and Food Safety Services (AHFSS): Effectiveness of animal health, plant health and food safety units of Ministry of Agriculture and Health improved.
<b>Suposições:</b>	1. Willingness to reach agreements by third countries 2. No political issues on raising border control measures

Indicateur	Unité de Mesure	Ligne de Base	Année Ligne de Base		2010	2011	Fin du Projet
Country kept free from fruit fly, pink mealy bugs and foot-and mouth disease - FMD	free=1; not free= 0	1,00	2008	P A	1,00 1,00		1,00
Autonomous agricultural health agencies established and providing health services for exporters ( Agricultural Health and Food Services, AHFSS)	Agencies		2008	P A	1,00	1,00	2,00
Bovine Tuberculosis (BT) and Brucellosis eradicated (Region 1, 2 and 3)	free = 1; not free = 0		2008	P A			1,00
Public awareness on good sanitary practices (ratings increased from poor to fair)	fair=1; poor=0		2008	P A			1,00

<b>Résultat:</b>	D&I Sistem Canals Polder improved
------------------	-----------------------------------

# RAPPORT DE SUIVI

GY-L1007 - Agricultural Export Diversification Program  
2013 1º período con cierre al (31-oct.-2013)

Banque Interaméricaine de Développement - BID

Bureau de la planification stratégique et de l'efficacité du développement  
Dernière Mise à Jour: 03/10/2013

Indicateur	Unité de Mesure	Ligne de Base	Année Ligne de Base		2010	2011	Fin du Projet
Drainage and Irrigation infrastructure of Canal Polder D&I area rehabilitated, including primarily & secondary drainage & irrigation channels and water contro structures rehabilitated.	sistem		2008	P			1,00
				A	1,00		

**Produites: Progrès Physique et Financier Annuel 2013**

Description	Unité de Mesure	Physique				Financier			
		Planifié	Réel	Unités Cumulées	Unités FDP	Planifié	Réel	Coûts Cumulées	Coûts FDP
<b>I. Private Sector Entrepreneurship into Agribusiness (PSE)</b>									
I.A - Agribusiness promoted and consolidated ( PSE)	unit				20,00				760.000,00
I. B - Agribusiness plans supported / co-financed and implemented (PSE)	Empresas				28,00				444.000,00
I. C - Private Sector Participation in Agribusiness Facilities promoted (PSE)	heads / year				12.000,00				
Output 1-Plans designed and implemented for the establishment and operation of the 3 Working GroupsOut	Plans	4,00			8,00	150.000,00			173.142,00
Output 3-Communication Plans designed and implemented	Plans	1,00			1,00				20.069,00
Output 5-Individuals trained to access export market (F&V)	Farmers	36,00			85,00				65.297,00
Output 6-Farmers with at least one genetically improved cattle	Farmers	1.100,00	600,00		2.630,00	4.260,00	4.285,00		24.000,00
Output 7-Farmers with improved pastures planted and fenced	Farmers				25,00				89.000,00
Output 8-Tilapia Farmers who adopted best practices (Aqua)	Farmers	2,00			3,00	18.000,00			22.081,00
Output 9-Shrimp farmers who adopted best aquaculture practices (Aqua)	Farmers				2,00				4.081,00
Output 10-Newly formulated feed tested on-farm	Farms	1,00			1,00	17.500,00			19.773,00
Output 11-Business arrangements facilitated between importers and Guyanese exporters ( three clusters)	Business arrangements	4,00			4,00	75.104,00	4.156,00		121.479,00
Output 13-Business Plans implemented (F&V)	Business plans	4,00	4,00		19,00	63.460,00	4.896,00		305.036,00
Output 14-Business Plans implemented (Aqua)	Business plans	2,00			4,00	350.620,00			495.686,00
Output 15-Business Plans implemented (Liv)	Business plans				1,00				24.263,00
Output 16-Abattoir implemented that comply with basic international sanitary standards	Abattoir								

Description	Unité de Mesure	Physique				Financier			
		Planifié	Réel	Unités Cumulées	Unités FDP	Planifié	Réel	Coûts Cumulées	Coûts FDP
<b>II. Agribusiness Export and Facilitation Services (AES)</b>									
II. A - Technology Development and Transfer supported	unit				11,00				787.000,00
II. B - Business Facilitation System implemented and operating	Public Land Investment Opportunity Promotion System				1,00				
Output 17-Construction or Rehabilitation of Buildings for Technology Development	Buildings	2,00			4,00	598.740,00			781.000,00
Output 18-Acquisition and installation of equipment for Technology Development	Beneficiaries	2,00			5,00	466.934,00	136.934,00		1.200.000,00
Output 19-Staff trained on Good Laboratory Practices	Staff	14,00			14,00				
Output 20-Staff from NAREI and GLDA trained on Technology Development	Staff	138,00			222,00	202.837,00			205.109,00
Output 21-Technological package for beef cattle raising validated	Yes=1, No=2	1,00			1,00	595.143,00	534.249,00		594.798,00
Output 22-New varieties and technological packages for prioritized products acquired and adapted	New varieties				2,00				2.273,00
Output 23-Public land investment opportunity promotion system for livestock and non-traditional crops developed and implemented with multi-institutional user network	System	1,00			1,00	9.200,00			54.336,00
Output 24-Public Land lease application tracking system developed and implemented in GLSC.	Tracking	1,00			1,00				53.298,00
<b>III. Strengthening and consolidating of agricultural health and food safety services (AHFSS)</b>									
III. A - Policy framework established and Coordination Mecanisms operating (AHFSS)	unit				9,00				16.000,00
III. B - Plant Health Control System established and operating (AHFSS)	unit				5,00				776.000,00



Description	Unité de Mesure	Physique				Financier			
		Planifié	Réel	Unités Cumulées	Unités FDP	Planifié	Réel	Coûts Cumulées	Coûts FDP
III. C - Animal Health Ontrol System established and operating (AHFSS)	unit				5,00				1.306.000,00
III. D - Food Safty and Quality Assurance System implemented (AHFSS)	unit				6,00				418.000,00
III. E - Pesticide and Toxic Chemincal Control Board implemented and operating (AHFSS)	unit				10,00				381.000,00
Output 26-Agricultural Health and Food Safety Legislation approved	Legislation	3,00			5,00	24.000,00			49.000,00
Output 27-Semi autonomous agencies created and Sustainability Plans designed (NAREI, GLDA and Food Safety Authority)	Agencies	1,00			1,00	28.995,00	28.994,00		49.990,00
Output 28-Agricultural Health and Food Safety information network implemented.	Network	1,00			1,00	50.000,00			76.015,00
Output 29-Construction or Rehabilitation of Buildings for Agricultural Health and Food Safety Services	Buildings	3,00	1,00		5,00	1.680.139,00	601.950,00		1.786.000,00
Output 30-Acquisition and installation of equipment for Agricultural Health and Food Safety Services	Beneficiaries	5,00	5,00		6,00	1.528.231,00	461.222,00		2.172.000,00
Output 31-Staff trained on Good Laboratory Practices	Staff	49,00			53,00		18.811,00		26.015,00
Output 32-Staff trained on Agricultural Health and Food Safety	Staff	156,00			156,00	254.205,00	28.994,00		426.138,00
Output 33-Control and erradication of Bovine TB, Brucellosis and Rabies	Cattle tested or vaccinated	470.000,00			470.000,00	581.767,00			581.767,00
Output 34-Advertising campaigns to create public awareness on sanitary surveillance, control systems and food safety completed	Campaigns	1,00			1,00	15.000,00			15.000,00
<b>IV. Drainage and Irrigation Rehabilitation (DIR)</b>									
IV. Drainage and Irrigation Sistem rehabilitated	Farmers				200,00				1.951.000,00
Output 36-Primary D&I channels rehabilitated	km	7,00			7,00	288.353,00			288.353,00
Output 37-Secondary D&I channels rehabilitated	Km	7,00			7,00	288.353,00			288.353,00

Description	Unité de Mesure	Physique				Financier			
		Planifié	Réel	Unités Cumulées	Unités FDP	Planifié	Réel	Coûts Cumulées	Coûts FDP
Output 38-Pumping station rehabilitated	Pumping station	1,00			1,00	970.000,00			970.000,00
Output 39-Control structures rehabilitated	Control structures	61,00			61,00	1.495.733,00			1.526.000,00
<b>Evaluation and Monitoring</b>									
Project Evaluation and Monitoring carried out	N/A								
<b>Contingencies</b>									
<b>Financial Costs</b>									
Capitalization of Interest	N/A								
<b>Auditing</b>									
Annual auditing carried out	N/A								31.000,00
<b>Project Administration and Supervision</b>									
Project Administration carried out	N/A								625.000,00
WGS and AHFSC supported	N/A								149.000,00
Monitoring activities on GFA contract	N/A								27.000,00
Initial and Final Report on Agrotec contract	N/A								95.000,00
Office Furniture and Equipment	N/A								88.000,00
Other project administration	N/A					558.872,00	176.284,00		1.056.000,00
Final Evaluation Report and Audit	N/A					155.740,00	10.749,00		172.000,00
Commitment fees	N/A								33.000,00
<b>TOTAL</b>						<b>10.471.186,00</b>	<b>2.011.524,00</b>		<b>21.624.352,00</b>