

Rapport Résumé

Données Générales

Agence d' Exécution (EA): MINISTRY OF EDUCATION AND CULTURE
Secteur: EDUCATION-VOCATIONAL & TECHNICAL EDUCATION
Numéro(s) de Prêt(s): 2039/OC-JA
Étape: Approved
Type d' Opération: INV - Investissement
Opération(s) Connexe(s): RG-T1563
Sous-Type de l'Opération: ESP - Specific Investment Operation

Fonds Disponibles (US\$)

Montant Courant Approuvé: 11.000.000,00
Montant Décaissé à ce Jour: 7.825.465,00
% Décaissé: 71,14
Solde: 3.174.535,00

Coût Total et Source de Financement

Initial BID: 11.000.000,00
Courant BID: 11.000.000,00
Pari Passu: 100,00
Cofinancement/Pays:
Estimation Initiale: 11.000.000,00
Période d'Amortissement (mois): 240

Catégorie d'Impact Environnemental et Social du Projet

Catégorie d'Impact Environnemental et Social du Projet: Aucun

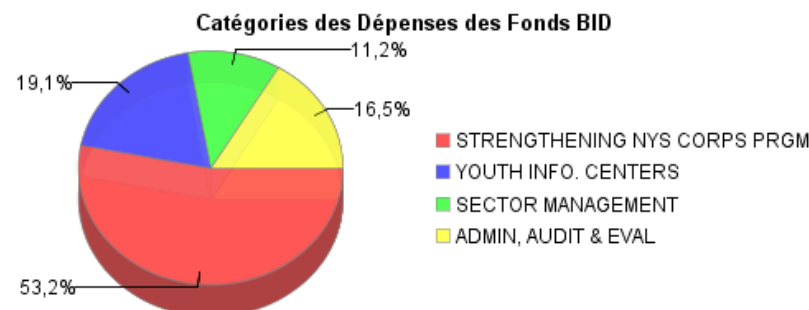
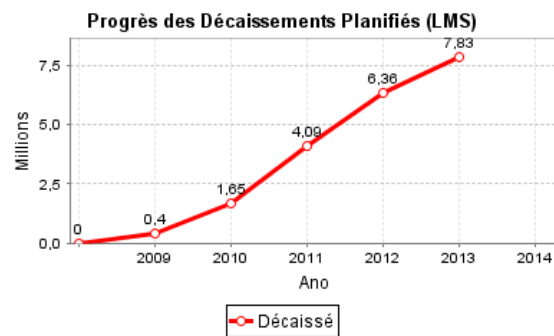
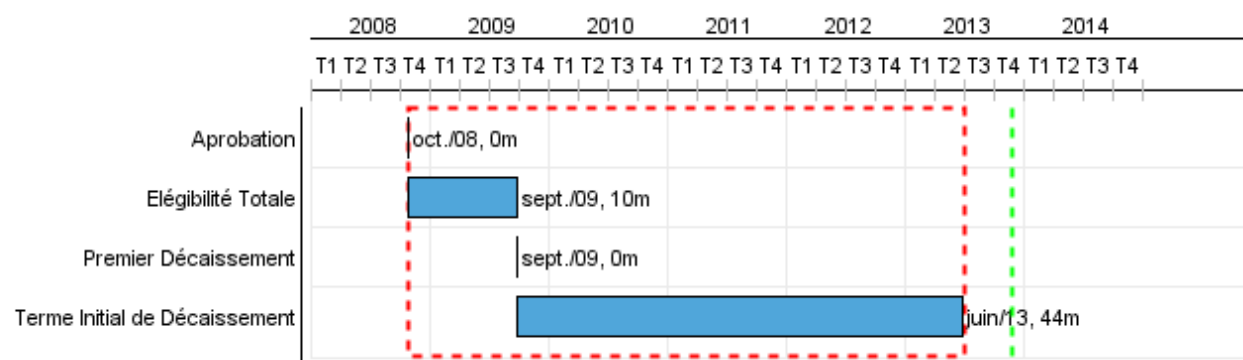
Reformulation

() Les objectifs du projet ont-ils été reformulés?

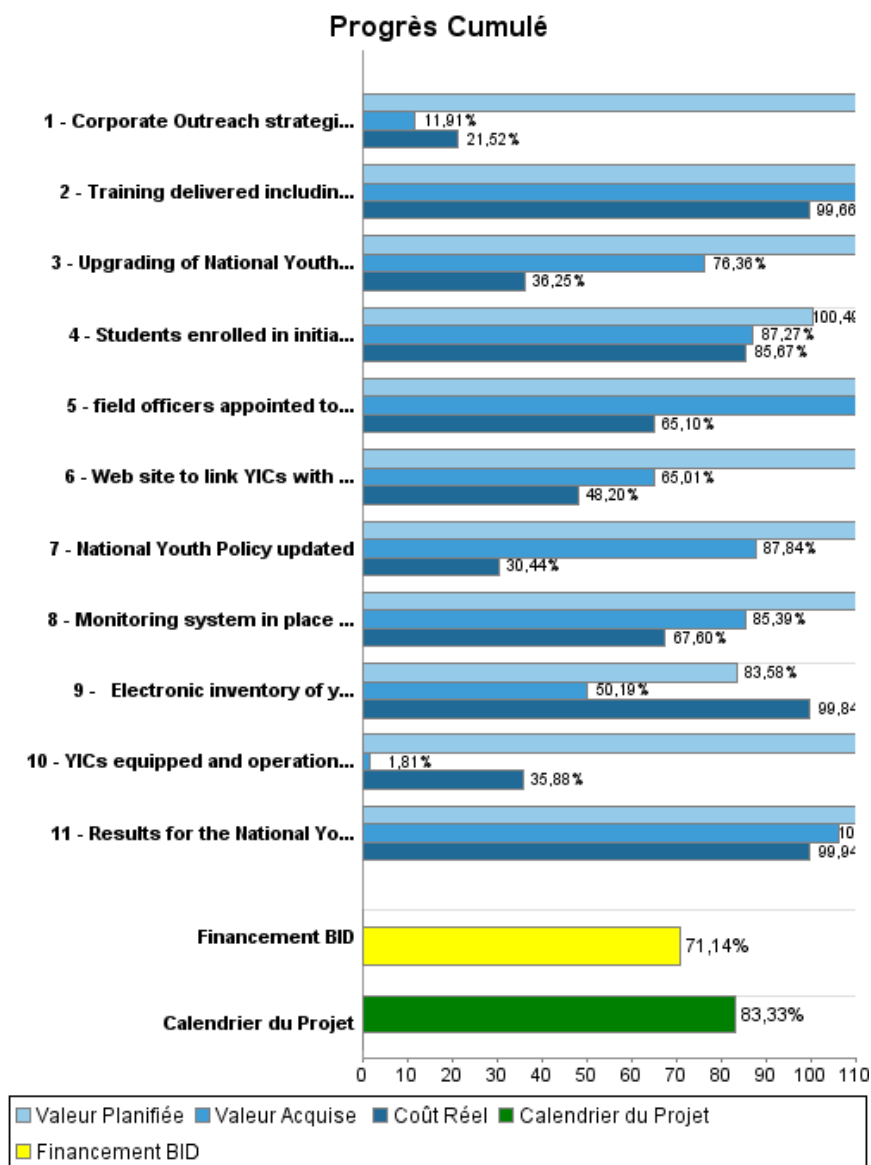
Validation

Validé par le Chef de Division: 08-oct-2013

Validé par le Représentant: 09-oct-2013



Progrès Cumulé à 2013



Résultats

Résultat: Articulation among Youth programs improved

Résultat: Youth with access to information provided by Youth Information Centers (YICs) increased.

Indicateur	Unité de Mesure	Ligne de Base	Année Ligne de Base		2010	2011	2012	2013	Fin du Projet
Youth with access to Youth Information Centers	youth	6.000,00	2008	P A			3.000,00	3.500,00	13.500,00

Résultat: Unattached youth that are channelled via the Youth Information Centers into training or job opportunities increased.

Indicateur	Unité de Mesure	Ligne de Base	Année Ligne de Base		2010	2011	2012	2013	Fin du Projet
Youth referred to other services	%	40,00	2008	P A		40,00 66,00	45,00 42,00	60,00	60,00

Résultat: National Youth Service and Career Advancement Program offerings are aligned with employer demands.

Résultat: Youths are participating in supervision and mentoring programs during on the job training.

Indicateur	Unité de Mesure	Ligne de Base	Année Ligne de Base		2010	2011	2012	2013	Fin du Projet
placement firms that have mentoring programs in place	%		2008	P A			10,00	20,00	20,00
benefited youth placed in internships in the private sector	%	10,00	2008	P A				20,00	20,00

Résultat: delete

Résultat: delete

Produites: Progrès Physique et Financier Annuel 2013

Description	Unité de Mesure	Physique				Financier			
		Planifié	Réel	Unités Cumulées	Unités FDP	Planifié	Réel	Coûts Cumulées	Coûts FDP
Quality improvement and strengthening of Youth Development Programs									
Corporate Outreach strategies for alignment of programs with employers needs and demands completed (corporate outreach; supervision and mentoring, curricular review).	strategies	1,00			3,00	450.000,00	90.000,00		900.000,00
Upgrading of National Youth Service offices completed	offices upgraded	6,00	6,00		13,00	1.000.450,00	195.000,00		2.008.000,00
Students enrolled in initiatives for youths with low levels of literacy and numeracy.	Students	1.500,00			1.500,00	263.000,00	30.000,00		1.625.000,00
Monitoring system in place to ensure data collection on all Career Advancement Program (CAP) and National Youth Service participants. The original system is to be improved yearly (Institutional Strengthening)	Systems	1,00			2,00	234.450,00	93.796,00		433.300,00
field officers appointed to National Youth Service.	field officers	7,00	7,00		7,00	188.450,00	108.209,00		745.000,00
Youth Information Centers (YIC)									
YICs equipped and operational (construction and equipment)	YICS	2,00			4,00	814.455,00	153.327,00		1.832.317,00
Web site to link YICs with labour market information systems developed.	web site		1,00		1,00	49.000,00	598,00		190.000,00
Sector Management									
Results for the National Youth Survey available.	Report				1,00				477.000,00
National Youth Policy updated	Policy	1,00			3,00	300.450,00	45.615,00		494.000,00
Electronic inventory of youth service providers available to improve articulation	Inventory				2,00				236.000,00
Training delivered including workshops held with relevant stakeholders to improve coordination (no cost since workshops fall under consultancies)	training sessions	2,00	2,00		10,00				64.000,00
Administration, audit and evaluation									
Consultants for technical Support NYS in place	N/A					81.690,00	37.084,00		360.000,00
Consultants for technical Support NCYD in place	N/A					89.150,00	42.764,00		488.000,00
Consultants for technical Support MOE in place	N/A					233.576,00	127.314,00		996.000,00
Contingencies									
Contingencies	N/A					151.000,00			151.000,00
Contingencies	N/A								151.000,00
TOTAL						3.855.671,00	923.707,00		11.150.617,00