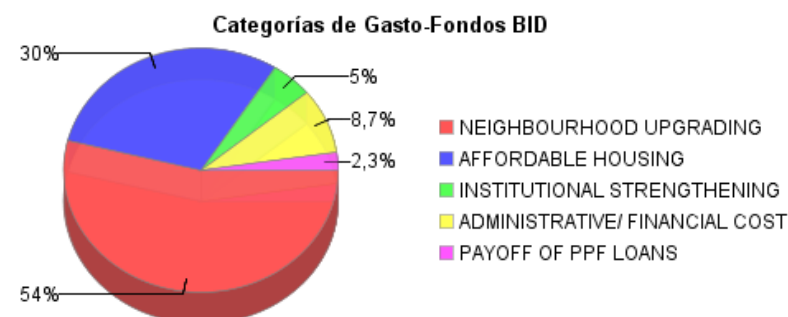
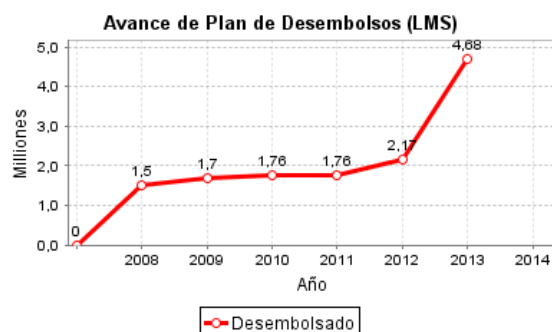
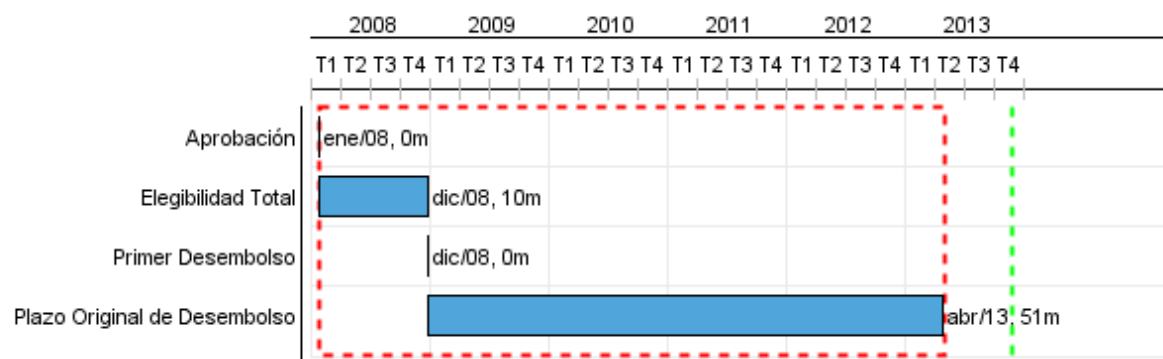


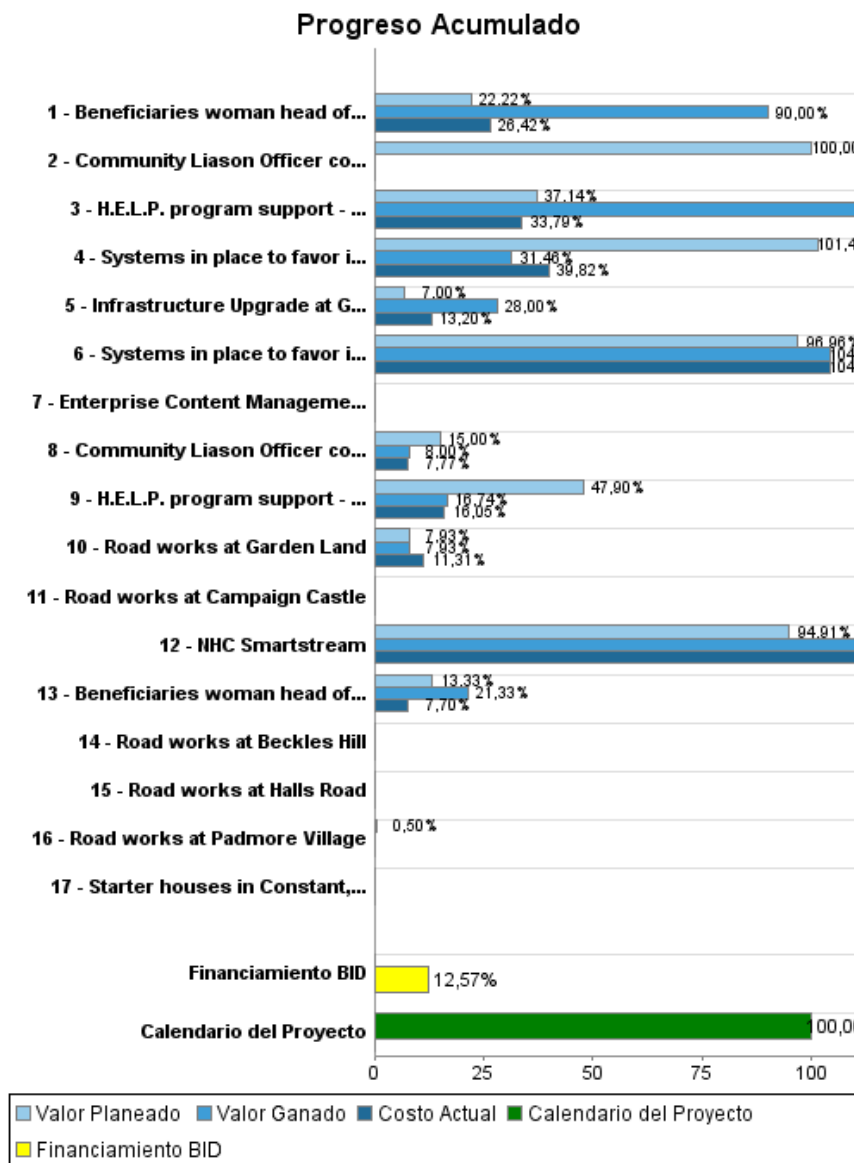
Informe Resumido

Datos Básicos del Proyecto		Fondos Disponibles (US\$)		Costo total y Fuente	
Agencia Ejecutora (AE):	MINISTRY OF HOUSING, LAND AND ENVIRONMENT				
Sector:	URBAN DEVELOPMENT AND HOUSING-HOUSING				
Número(s) de Préstamo:	1953/OC-BA	Monto Aprobado Actual:	30.000.000,00	BID Original:	30.000.000,00
Etapas:	Approved	Monto Desembolsado a la fecha:	3.770.830,84	Actual BID:	30.000.000,00
Tipo de Operación:	INV - Inversión	% Desembolsado:	12,57	Pari-passu:	75,00
Operación(es) Relacionada(s):		Saldo:	26.229.169,16	Co-financiamiento/País:	10.000.000,00
Subtipo de Operación:	PFM - Proyecto de Fases Múltiples			Estimado Original:	40.000.000,00
				Período de Amortización (meses):	174

Categoría de Impacto Ambiental y Social del Proyecto	Reformulación	Validación
Categoría de Impacto Ambiental y Social del Proyecto: B	() ¿El objetivo (s) del proyecto fue reformulado?	Validado por el Jefe de División: 26-sep-2013 Validado por Representante de País: 09-oct-2013



Progreso Acumulado al 2013



Resultados

Resultado:	Government support system for affordable housing expanded
Supuestos:	1. GOB support for for a more equitable housing policy remains strong. 2. Adequate and TIMELY response from both private and PUBLIC institutions.

Indicador	Unidad de Medida	Línea de base	Año Línea de base		2011	2012	2013	Fin de Proyecto
New affordable housing units produced.	Housing units	20,00	2008	P A			118,00	118,00
Current inventory of households in substandard housing reduced.	Families	7.000,00	2008	P A				300,00

Resultado:	Private sector resources in the financing of affordable housing mobilized
Supuestos:	1. Adequate and timely response from private institutions. 2. Inflation and exchange rates will stay within acceptable limits. 3. Social and economic stability.
Observaciones:	Given to the present prevailing economic conditions (2009-2010) in Barbados and the Caribbean this demand is supremely high. The program has raised a great interest but the applicants are few, especially those of the lowest income layers, who barely can fulfill the requirement of 30% matching contribution or access to finance.

Indicador	Unidad de Medida	Línea de base	Año Línea de base		2011	2012	2013	Fin de Proyecto
Number of families below the 5th decile benefiting from New Homes subsidy.	Loans		2008	P A		100,00	100,00	200,00
Number of families below the 5th decile benefiting from Incremental Construction subsidy	Families		2008	P A		150,00	150,00	300,00
% of beneficiaries woman head of household	%		2012	P A		50,00		20,00

Resultado:	Government support to physical upgrading targeting sub-standard neighborhoods created.
Supuestos:	1. Political support to neighborhood upgrading remains high. 2. Residents are willing to participate. 3. Government and communities open to participatory process.

Indicador	Unidad de Medida	Línea de base	Año Línea de base		2011	2012	2013	Fin de Proyecto
Government has started improvements in sub-standard neighborhoods	Project		2011	P A		1,00 1,00	5,00	6,00

Productos: Progreso Físico y Financiero Anual 2013

Descripción	Unidad de medida	Físico				Financiero			
		Planeado	Actual	Unidades Acumuladas	Unidades FDP	Planeado	Actual	Costos Acumulados	Costos FDP
Neighborhood Upgrading									
Infrastructure Upgrade at Garden land	Number of	0,10	0,40		1,00	420.000,00	791.890,00		6.000.000,00
Road works at Garden Land	Number of	0,50	0,50		3,00	238.000,00	339.381,00		3.000.000,00
Road works at Beckles Hill	Number of	0,02			3,00	60,00			3.000.000,00
Road works at Halls Road	Number of				3,00				3.000.000,00
Road works at Padmore Village	Number of	0,05			3,00	15.000,00			3.000.000,00
Road works at Campaign Castle	Number of				3,00				3.000.000,00
Community Liason Officer contracted	Number of	0,15	0,08		1,00	90.000,00	46.615,00		600.000,00
Production of affordable housing									
H.E.L.P. program support - Family subsidy - New Home Subsidy	Subsidies	2,00	2,00		75,00	34.000,00	20.025,00		1.300.000,00
H.E.L.P. program support - Family subsidy - Incremental Home Construction	Subsidies	38,00	225,00		180,00	658.667,00	924.383,00		3.120.000,00
Beneficiaries woman head of household - New Home Subsidy	Number of	10,00	16,00		75,00	173.333,00	100.125,00		1.300.000,00
Starter houses in Constant, St. George	Number of				29,00				1.000.000,00
Beneficiaries woman head of household - Incremental Home Construction	Number of	42,00	225,00		270,00	728.000,00	924.383,00		4.680.000,00
Community Liason Officer contracted	Number of	1,00			1,00	600.000,00			600.000,00
Institutional Strengthening									
Systems in place to favor institutional development: Beneficiary Selection System (BSS) in place.	System	0,02	0,11		1,00	4.000,00	22.000,00		250.000,00
Systems in place to favor institutional development: Land Tracking and Asset Management System in place.	System	1,00	0,30		1,00	623.000,00	239.000,00		623.000,00
NHC Smartstream	System	0,19	0,80		1,00	155.000,00	601.689,00		805.000,00
Enterprise Content Management System	Number of				1,00				399.000,00
Others									
Program Unit - Administration	N/A					97.000,00	97.000,00		3.032.000,00
Evaluations and Audits	N/A					100.000,00	100.000,00		169.000,00
Preparatiomn, supervision and project design	N/A					200.000,00	257.449,00		1.122.000,00
TOTAL						4.136.060,00	4.463.940,00		40.000.000,00