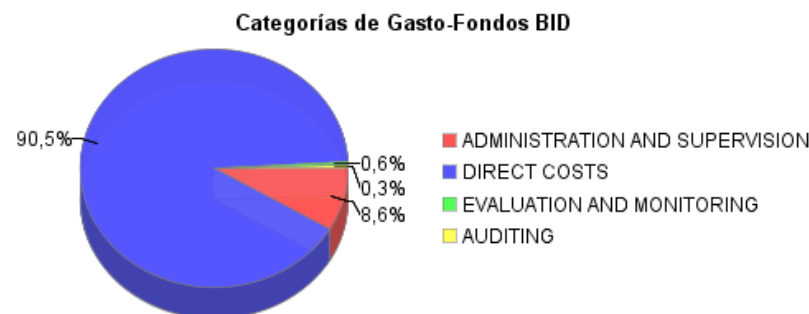
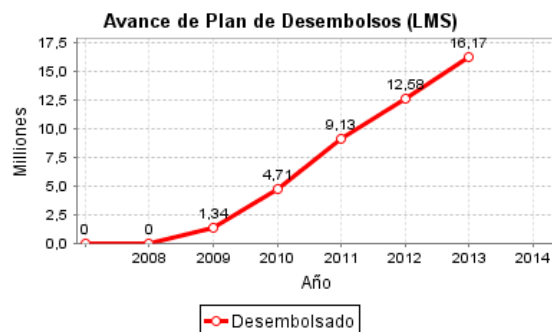
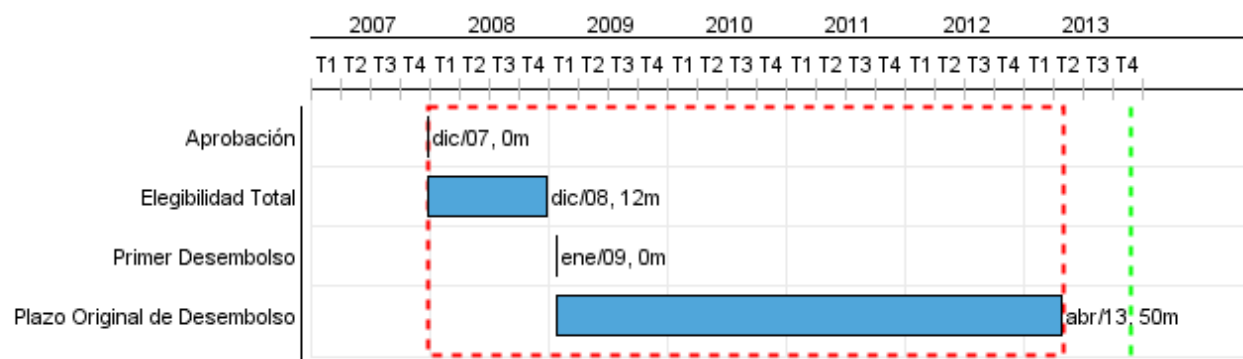


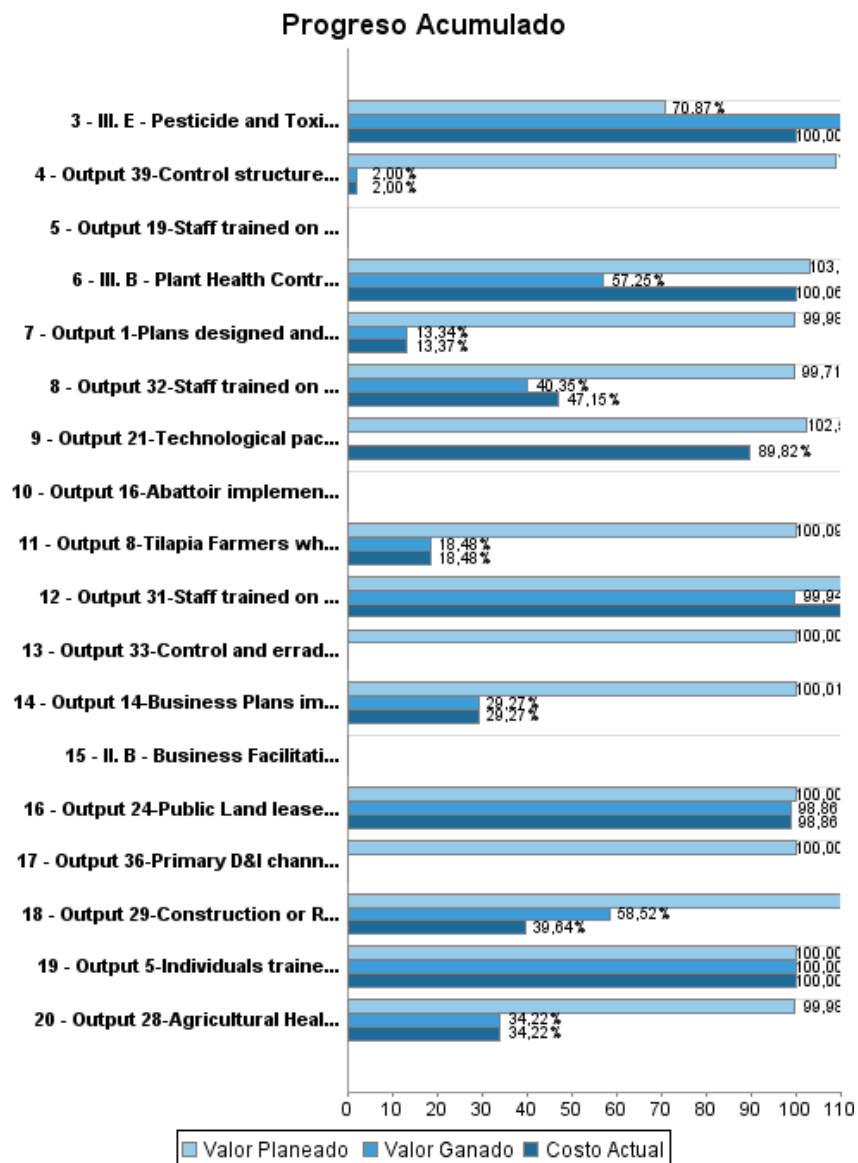
## Informe Resumido

Datos Básicos del Proyecto		Fondos Disponibles (US\$)	Costo total y Fuente
Agencia Ejecutora (AE):	MINISTERIO DE AGRICULTURA		
Sector:	AGRICULTURE AND RURAL DEVELOPMENT-AGRIBUSINESS		
Número(s) de Préstamo:	1929/BL-GY	Monto Aprobado Actual:	20.900.000,00
Etapas:	Approved	Monto Desembolsado a la fecha:	15.148.013,39
Tipo de Operación:	INV - Inversión	% Desembolsado:	72,48
Operación(es) Relacionada(s):		Saldo:	5.751.986,61
Subtipo de Operación:	ESP - Inversión Específica		
		BID Original:	20.900.000,00
		Actual BID:	20.900.000,00
		Pari-passu:	95,00
		Co-financiamiento/País:	1.019.000,00
		Estimado Original:	21.919.000,00
		Período de Amortización (meses):	288

Categoría de Impacto Ambiental y Social del Proyecto	Reformulación	Validación
Categoría de Impacto Ambiental y Social del Proyecto:	B ( ) ¿El objetivo (s) del proyecto fue reformulado?	Validado por el Jefe de División: 08-oct-2013 Validado por Representante de País: 09-oct-2013



## Progreso Acumulado al 2013



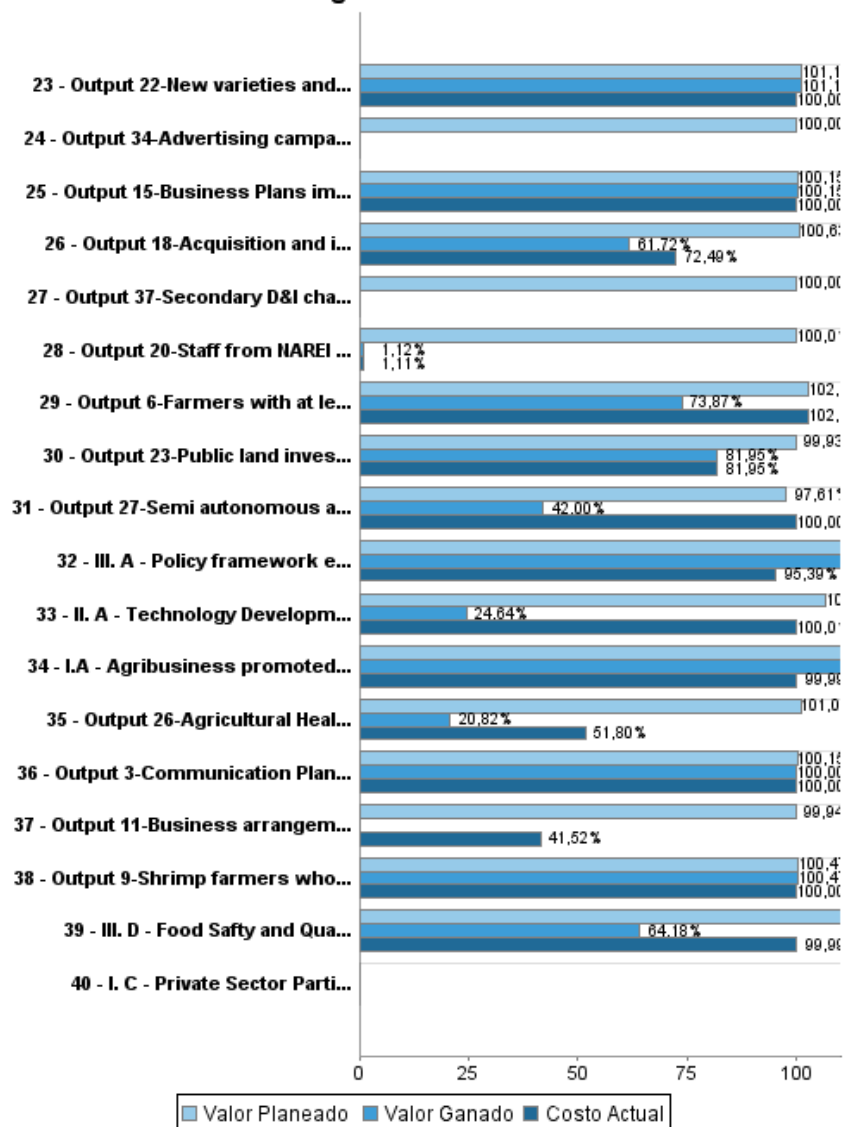
## INFORME DE SEGUIMIENTO DE PROGRESO

GY-L1007 - Programa de Diversificación de las Exportaciones Agropecuarias  
2013 1º período con cierre al (31-oct-2013)

Banco Interamericano de Desarrollo - BID

Oficina de Planificación Estratégica y Efectividad en el Desarrollo  
Última Actualización del PMR: 03/10/2013

### Progreso Acumulado



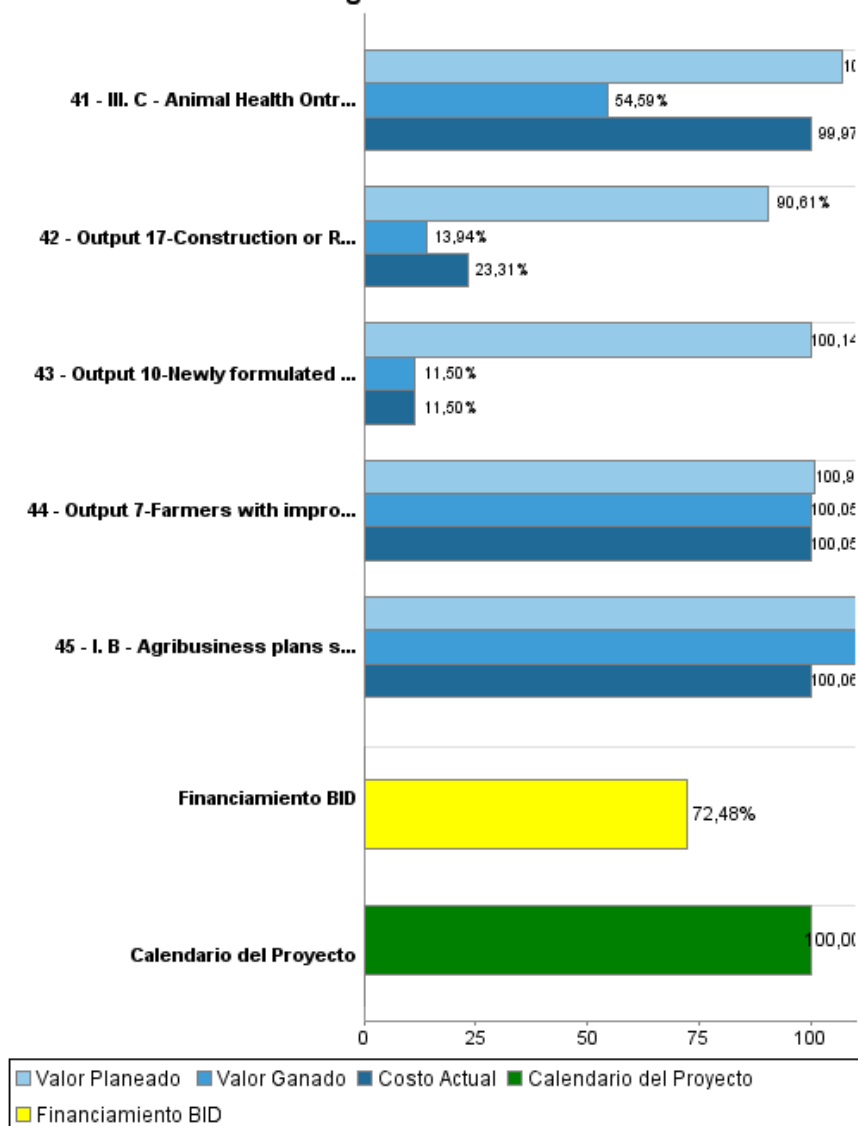
## INFORME DE SEGUIMIENTO DE PROGRESO

GY-L1007 - Programa de Diversificación de las Exportaciones Agropecuarias  
2013 1º período con cierre al (31-oct-2013)

Banco Interamericano de Desarrollo - BID

Oficina de Planificación Estratégica y Efectividad en el Desarrollo  
Última Actualización del PMR: 03/10/2013

### Progreso Acumulado



## Resultados

<b>Resultado:</b>	Private Sector Entrepreneurship (PSE) into Agribusiness: Private initiative to increase exports of selected agro-chains fostered.
<b>Supuestos:</b>	1. Willingness to cooperate among cluster members; 2. Adequate overall business climate

Indicador	Unidad de Medida	Línea de base	Año Línea de base		2010	2011	Fin de Proyecto
Private Sector institutional arrangements for aquaculture, livestock, and fruit and vegetables clusters, consolidated.	unit		2007	P A			3,00

<b>Resultado:</b>	Agribusiness Export and Facilitation Services (AES): Public services needed to support the selected agrobusiness of productive chains strengthened.
<b>Supuestos:</b>	Infrastructure and logistic services are non-binding restrictions to increase exports.

Indicador	Unidad de Medida	Línea de base	Año Línea de base		2010	2011	Fin de Proyecto
National Agricultural Research Institut (NARI); National Dairy Development Programme (NDDP) and the Aquaculture Research Station at Mon Repos strenghtened.	services		2008	P A	2,00 1,00	1,00 1,00	3,00
Procedures and systems for facilitating access to land for agribusiness investores and stard incentive regime for the sub-sectors implemented	procedures for 3 subsectors		2008	P A	3,00 1,00		3,00
Shared-facilities related to non-traditional exports implemented and operated under private-sector participation schemes	abattoir		2008	P A			1,00
Samples for trial beef exports to higher-value markets ready	yes=1; no=0		2008	P A			1,00

<b>Resultado:</b>	Agricultural Health and Food Saefety Services (AHFSS): Effectiveness of animal health, plant health and food safety units of Ministry of Agriculture and Health improved.
<b>Supuestos:</b>	1. Willingness to reach agreements by third countries 2. No political issues on raising border control measures

Indicador	Unidad de Medida	Línea de base	Año Línea de base		2010	2011	Fin de Proyecto
Country kept free from fruit fly, pink mealy bugs and foot-and mouth disease - FMD	free=1; not free= 0	1,00	2008	P A	1,00 1,00		1,00
Autonomos agricultural health agencies established and providing health services for exporters ( Agricultural Health and Food Services, AHFSS)	Agencies		2008	P A		1,00	2,00
Bovine Tuberculosis (BT) and Brucelosis eradicated (Region 1, 2 and 3)	free = 1; not free = 0		2008	P A			1,00
Public awareness on good sanitary practices (ratings increased from poor to fair)	fair=1; poor=0		2008	P A			1,00

<b>Resultado:</b>	D&I Sistem Canals Polder improved
-------------------	-----------------------------------

Indicador	Unidad de Medida	Línea de base	Año Línea de base		2010	2011	Fin de Proyecto
Drainage and Irrigation infrastructure of Canal Polder D&I area rehabilitated, including primarily & secondary drainage & irrigation channels and water contro structures rehabilitated.	sistem		2008	P A		1,00	1,00

**Productos: Progreso Físico y Financiero Anual 2013**

Descripción	Unidad de medida	Físico				Financiero			
		Planeado	Actual	Unidades Acumuladas	Unidades FDP	Planeado	Actual	Costos Acumulados	Costos FDP
<b>I. Private Sector Entrepreneurship into Agribusiness (PSE)</b>									
I.A - Agribusiness promoted and consolidated ( PSE)	unit				20,00				760.000,00
I. B - Agribusiness plans supported / co-financed and implemented (PSE)	Empresas				28,00				444.000,00
I. C - Private Sector Participation in Agribusiness Facilities promoted (PSE)	heads / year				12.000,00				
Output 1-Plans designed and implemented for the establishment and operation of the 3 Working GroupsOut	Plans	4,00			8,00	150.000,00			173.142,00
Output 3-Communication Plans designed and implemented	Plans	1,00			1,00				20.069,00
Output 5-Individuals trained to access export market (F&V)	Farmers	36,00			85,00				65.297,00
Output 6-Farmers with at least one genetically improved cattle	Farmers	1.100,00	600,00		2.630,00	4.260,00	4.285,00		24.000,00
Output 7-Farmers with improved pastures planted and fenced	Farmers				25,00				89.000,00
Output 8-Tilapia Farmers who adopted best practices (Aqua)	Farmers	2,00			3,00	18.000,00			22.081,00
Output 9-Shrimp farmers who adopted best aquaculture practices (Aqua)	Farmers				2,00				4.081,00
Output 10-Newly formulated feed tested on-farm	Farms	1,00			1,00	17.500,00			19.773,00
Output 11-Business arrangements facilitated between importers and Guyanese exporters ( three clusters)	Business arrangements	4,00			4,00	75.104,00	4.156,00		121.479,00
Output 13-Business Plans implemented (F&V)	Business plans	4,00	4,00		19,00	63.460,00	4.896,00		305.036,00
Output 14-Business Plans implemented (Aqua)	Business plans	2,00			4,00	350.620,00			495.686,00
Output 15-Business Plans implemented (Liv)	Business plans				1,00				24.263,00
Output 16-Abattoir implemented that comply with basic international sanitary standards	Abattoir								

Descripción	Unidad de medida	Físico				Financiero			
		Planeado	Actual	Unidades Acumuladas	Unidades FDP	Planeado	Actual	Costos Acumulados	Costos FDP
<b>II. Agribusiness Export and Facilitation Services (AES)</b>									
II. A - Technology Development and Transfer supported	unit				11,00				787.000,00
II. B - Business Facilitation System implemented and operating	Public Land Investment Opportunity Promotion System				1,00				
Output 17-Construction or Rehabilitation of Buildings for Technology Development	Buildings	2,00			4,00	598.740,00			781.000,00
Output 18-Acquisition and installation of equipment for Technology Development	Beneficiaries	2,00			5,00	466.934,00	136.934,00		1.200.000,00
Output 19-Staff trained on Good Laboratory Practices	Staff	14,00			14,00				
Output 20-Staff from NAREI and GLDA trained on Technology Development	Staff	138,00			222,00	202.837,00			205.109,00
Output 21-Technological package for beef cattle raising validated	Yes=1, No=2	1,00			1,00	595.143,00	534.249,00		594.798,00
Output 22-New varieties and technological packages for prioritized products acquired and adapted	New varieties				2,00				2.273,00
Output 23-Public land investment opportunity promotion system for livestock and non-traditional crops developed and implemented with multi-institutional user network	System	1,00			1,00	9.200,00			54.336,00
Output 24-Public Land lease application tracking system developed and implemented in GLSC.	Tracking	1,00			1,00				53.298,00
<b>III. Strengthening and consolidating of agricultural health and food safety services (AHFSS)</b>									
III. A - Policy framework established and Coordination Mecanisms operating (AHFSS)	unit				9,00				16.000,00
III. B - Plant Health Control System established and operating (AHFSS)	unit				5,00				776.000,00

## INFORME DE SEGUIMIENTO DE PROGRESO

GY-L1007 - Programa de Diversificación de las Exportaciones Agropecuarias  
2013 1º período con cierre al (31-oct-2013)

Banco Interamericano de Desarrollo - BID

Oficina de Planificación Estratégica y Efectividad en el Desarrollo  
Última Actualización del PMR: 03/10/2013

Descripción	Unidad de medida	Físico				Financiero			
		Planeado	Actual	Unidades Acumuladas	Unidades FDP	Planeado	Actual	Costos Acumulados	Costos FDP
III. C - Animal Health Ontrol System established and operating (AHFSS)	unit				5,00				1.306.000,00
III. D - Food Safty and Quality Assurance System implemented (AHFSS)	unit				6,00				418.000,00
III. E - Pesticide and Toxic Chemincal Control Board implemented and operating (AHFSS)	unit				10,00				381.000,00
Output 26-Agricultural Health and Food Safety Legislation approved	Legislation	3,00			5,00	24.000,00			49.000,00
Output 27-Semi autonomous agencies created and Sustainability Plans designed (NAREI, GLDA and Food Safety Authority)	Agencies	1,00			1,00	28.995,00	28.994,00		49.990,00
Output 28-Agricultural Health and Food Safety information network implemented.	Network	1,00			1,00	50.000,00			76.015,00
Output 29-Construction or Rehabilitation of Buildings for Agricultural Health and Food Safety Services	Buildings	3,00	1,00		5,00	1.680.139,00	601.950,00		1.786.000,00
Output 30-Acquisition and installation of equipment for Agricultural Health and Food Safety Services	Beneficiaries	5,00	5,00		6,00	1.528.231,00	461.222,00		2.172.000,00
Output 31-Staff trained on Good Laboratory Practices	Staff	49,00			53,00		18.811,00		26.015,00
Output 32-Staff trained on Agricultural Health and Food Safety	Staff	156,00			156,00	254.205,00	28.994,00		426.138,00
Output 33-Control and erradication of Bovine TB, Brucellosis and Rabies	Cattle tested or vaccinated	470.000,00			470.000,00	581.767,00			581.767,00
Output 34-Advertising campaigns to create public awareness on sanitary surveillance, control systems and food safety completed	Campaigns	1,00			1,00	15.000,00			15.000,00
<b>IV. Drainage and Irrigation Rehabilitation (DIR)</b>									
IV. Drainage and Irrigation Sistem rehabilitated	Farmers				200,00				1.951.000,00
Output 36-Primary D&I channels rehabilitated	km	7,00			7,00	288.353,00			288.353,00
Output 37-Secondary D&I channels rehabilitated	Km	7,00			7,00	288.353,00			288.353,00



Descripción	Unidad de medida	Físico				Financiero			
		Planeado	Actual	Unidades Acumuladas	Unidades FDP	Planeado	Actual	Costos Acumulados	Costos FDP
Output 38-Pumping station rehabilitated	Pumping station	1,00			1,00	970.000,00			970.000,00
Output 39-Control structures rehabilitated	Control structures	61,00			61,00	1.495.733,00			1.526.000,00
<b>Evaluation and Monitoring</b>									
Project Evaluation and Monitoring carried out	N/A								
<b>Contingencies</b>									
<b>Financial Costs</b>									
Capitalization of Interest	N/A								
<b>Auditing</b>									
Annual auditing carried out	N/A								31.000,00
<b>Project Administration and Supervision</b>									
Project Administration carried out	N/A								625.000,00
WGS and AHFSC supported	N/A								149.000,00
Monitoring activities on GFA contract	N/A								27.000,00
Initial and Final Report on Agrotec contract	N/A								95.000,00
Office Furniture and Equipment	N/A								88.000,00
Other project administration	N/A					558.872,00	176.284,00		1.056.000,00
Final Evaluation Report and Audit	N/A					155.740,00	10.749,00		172.000,00
Commitment fees	N/A								33.000,00
<b>TOTAL</b>						<b>10.471.186,00</b>	<b>2.011.524,00</b>		<b>21.624.352,00</b>