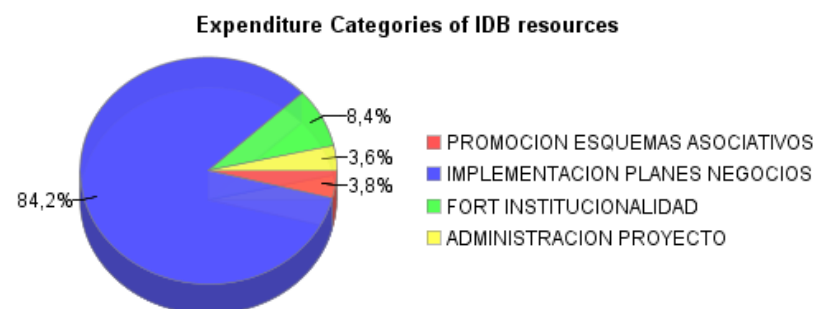
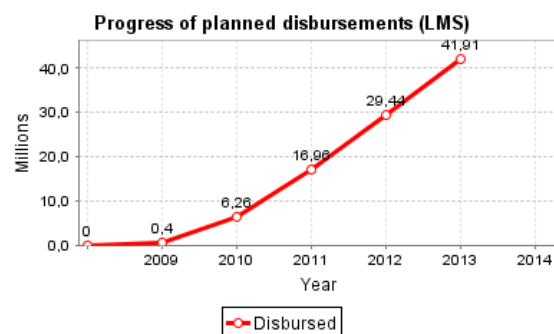
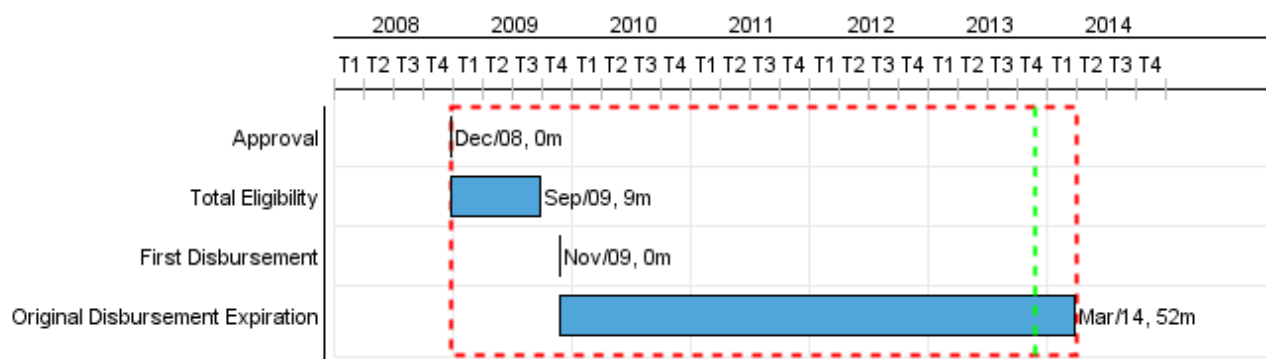


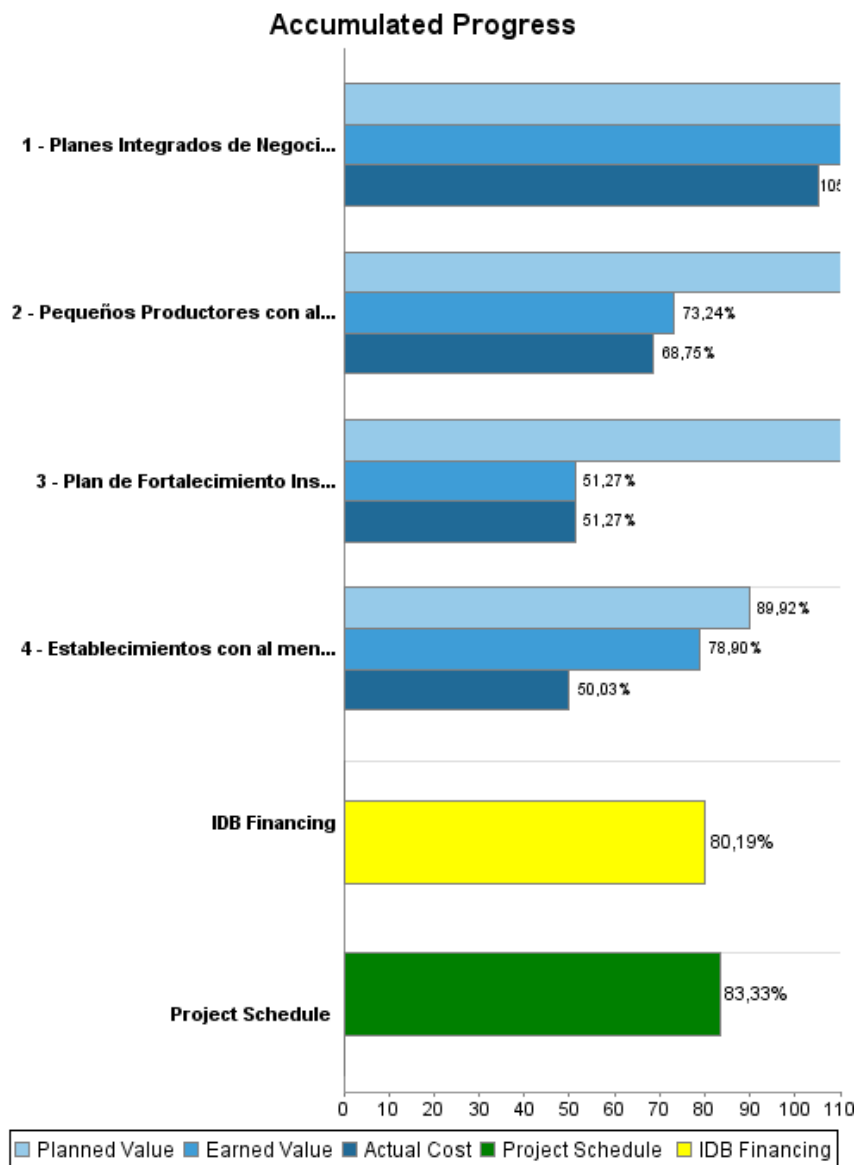
## Summary Report

| Basic Data             |   | Available Funds (US\$)    |               | Total Cost and Source         |               |
|------------------------|---|---------------------------|---------------|-------------------------------|---------------|
| Executing Agency (EA): | SECRETARÍA DE AGRICULTURA, GANADERÍA, PESCA Y ALIMENTOS- SAGPYA |                           |               |                               |               |
| Sector:                | AGRICULTURE AND RURAL DEVELOPMENT-AGRIBUSINESS                  |                           |               |                               |               |
| Loan Number(s):        | 2086/OC-AR  | Current Approved Amount:  | 50.000.000,00 | Original IDB:                 | 50.000.000,00 |
| Stage:                 | Approved  | Disbursed Amount to Date: | 40.094.980,97 | Current IDB:                  | 50.000.000,00 |
| Operation Type:        | INV - Investment  | % Disbursed:              | 80,19         | Pari-passu:                   | 67,00         |
| Related Operation(s):  | AR-L1088  | Balance:                  | 9.905.019,03  | Co-Financing/Country:         | 25.000.000,00 |
| Operation Subtype:     | ESP - Specific Investment Operation                             |                           |               | Original Estimate:            | 75.000.000,00 |
|                        |   |                           |               | Amortization Period (months): | 234           |

| Project Environmental and Social Impact Category    | Reformulation  | Validation   |
|---|--|--|
| Project Environmental and Social Impact Category: B | ( ) Was the objective(s) of this project reformulated? | Validated by Division Chief: 17-sep-2013<br>Validated by Country Representative: 25-oct-2013 |



## Accumulated Progress as of 2013



## Outcomes

**Outcome:** Integración de Pequeños Productores Vitícolas a la Cadena Vitivinícola mejorada

| Indicator   | Unit of Measure | Baseline | Baseline Year |   | 2012     | End of project |
|---|-----------------|----------|---------------|---|----------|----------------|
| Pequeños productores vitícolas integrados a la cadena vitivinícola en alianzas productivas consolidadas | Agricultores    | 2.000,00 | 2008          | P | 3.000,00 | 4.000,00       |
|   |                 |          |               | A | 2.707,00 |                |

**Outcome:** Productividad de Pequeños Productores Vitícolas incrementada

| Indicator  | Unit of Measure | Baseline | Baseline Year |   | 2012   | End of project |
|--|-----------------|----------|---------------|---|--------|----------------|
| Productividad de la uva para elaboración de vino             | qq/ha           | 150,00   | 2007          | P | 180,00 | 220,00         |
|  |                 |          |               | A |        |                |
| Productividad de la uva para elaboración de mosto (San Juan) | qq/ha           | 250,00   | 2007          | P | 320,00 | 400,00         |
|  |                 |          |               | A |        |                |
| Productividad de la uva para elaboración de mosto (Mendoza)  | qq/ha           | 155,00   | 2007          | P | 200,00 | 280,00         |
|  |                 |          |               | A |        |                |

## Outputs: Annual Physical and Financial Progress 2013

| Description  | Unit of Measure  | Physical |        |                   |           | Financial            |                      |                   |                      |
|--|------------------|----------|--------|-------------------|-----------|----------------------|----------------------|-------------------|----------------------|
|  |                  | Planned  | Actual | Accumulated units | EOP units | Planned              | Actual               | Accumulated costs | EOP costs            |
| <b>Promoción de Esquemas Asociativos</b>                   |                  |          |        |                   |           |                      |                      |                   |                      |
| Planes Integrados de Negocios (PINs) formulados            | Planes           | 23,00    | 25,00  |                   | 197,00    | 193.000,00           | 274.096,00           |                   | 1.500.000,00         |
| <b>Apoyo a la implementación de planes de negocio</b>      |                  |          |        |                   |           |                      |                      |                   |                      |
| Pequeños Productores con al menos el 70% del ANR ejecutado | Productores      | 800,00   | 331,00 |                   | 2.400,00  | 19.406.000,00        | 9.434.000,00         |                   | 53.870.000,00        |
| Establecimientos con al menos el 70% del ANR ejecutado     | Establecimientos | 66,00    | 28,00  |                   | 145,00    | 2.000.000,00         | 560.000,00           |                   | 9.030.000,00         |
| <b>Fortalecimiento de la institucionalidad</b>             |                  |          |        |                   |           |                      |                      |                   |                      |
| Plan de Fortalecimiento Institucional ejecutado            | Plan             |          |        |                   | 1,00      | 2.270.000,00         | 1.030.912,00         |                   | 4.400.000,00         |
| <b>Coordinación y administración del proyecto</b>          |                  |          |        |                   |           |                      |                      |                   |                      |
| Coordinación y administración del proyecto                 | N/A              |          |        |                   |           | 472.000,00           | 227.922,00           |                   | 2.200.000,00         |
| <b>Gastos financieros</b>                                  |                  |          |        |                   |           |                      |                      |                   |                      |
| Gastos financieros   | N/A              |          |        |                   |           | 1.676.000,00         |                      |                   | 4.000.000,00         |
| <b>TOTAL</b>   |                  |          |        |                   |           | <b>26.017.000,00</b> | <b>11.526.930,00</b> |                   | <b>75.000.000,00</b> |