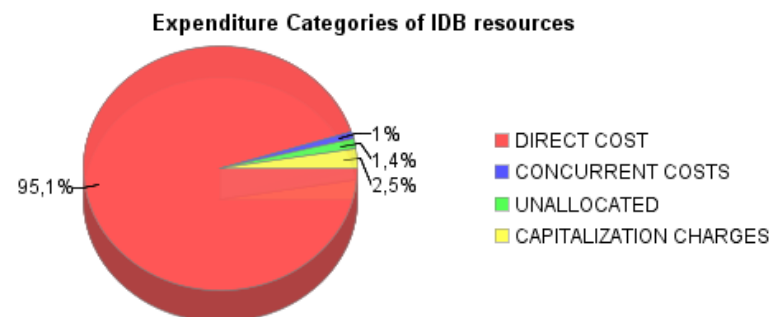
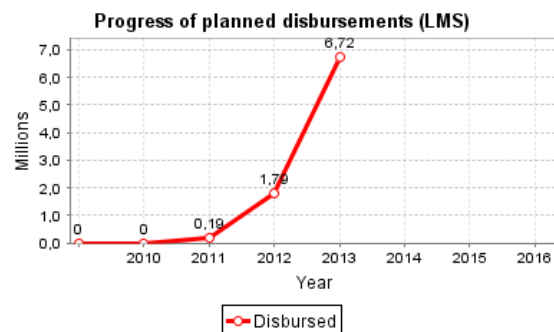
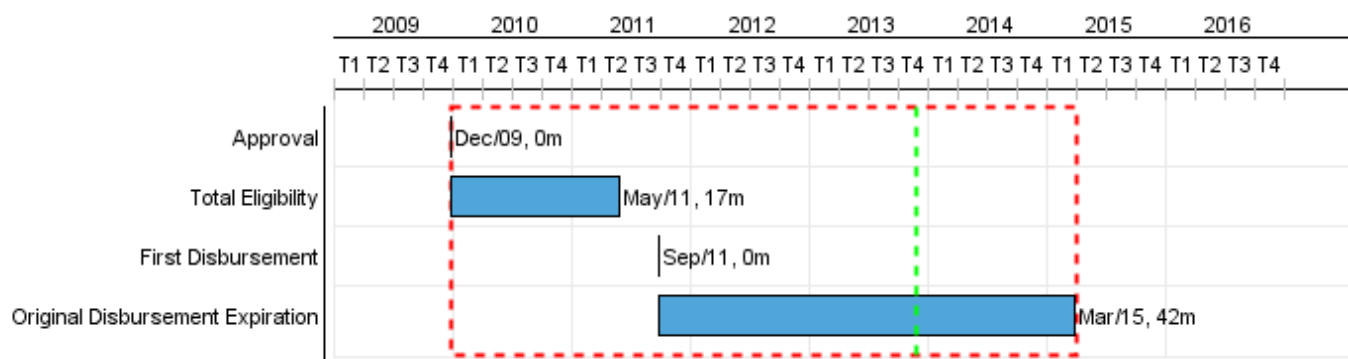


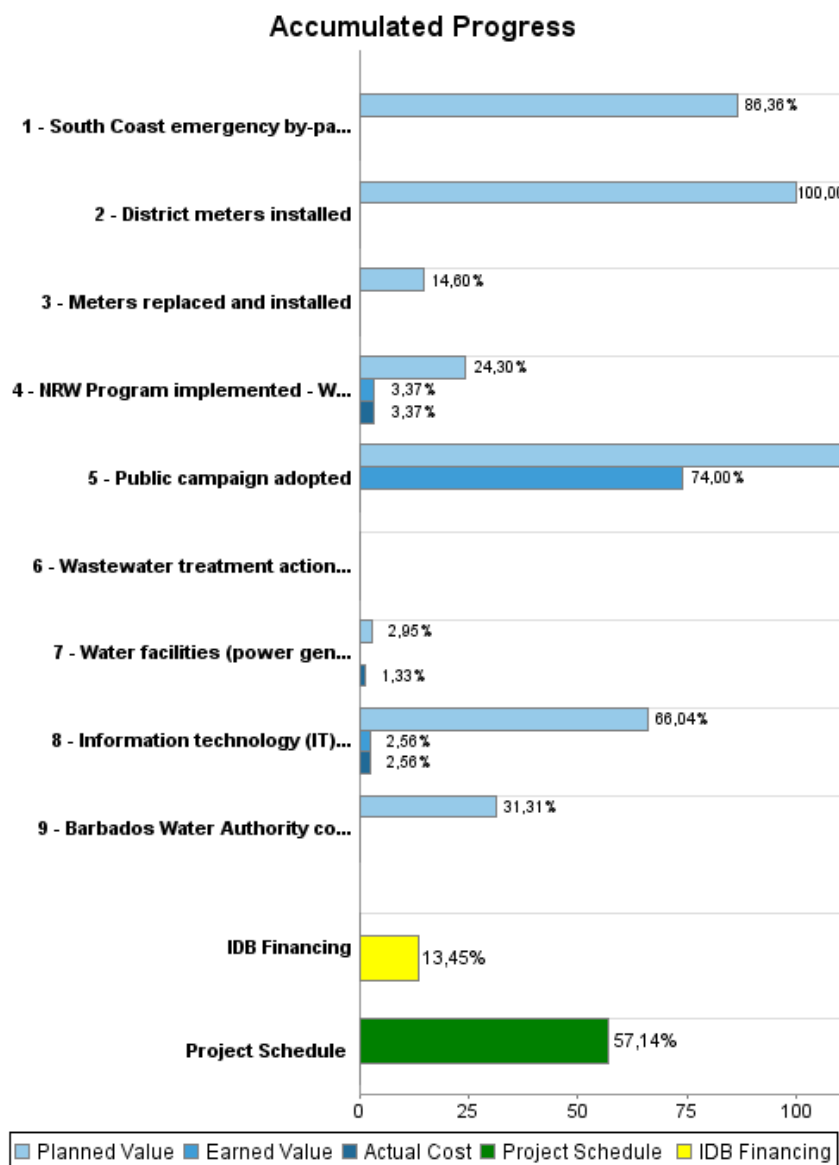
Summary Report

Basic Data		Available Funds (US\$)		Total Cost and Source	
Executing Agency (EA):	BARBADOS WATER AUTHORITY				
Sector:	WATER AND SANITATION				
Loan Number(s):	2255/OC-BA	Current Approved Amount:	50.000.000,00	Original IDB:	50.000.000,00
Stage:	Approved	Disbursed Amount to Date:	6.723.685,05	Current IDB:	50.000.000,00
Operation Type:	INV - Investment	% Disbursed:	13,45	Pari-passu:	94,00
Related Operation(s):	BA-T1024	Balance:	43.276.314,95	Co-Financing/Country:	3.000.000,00
Operation Subtype:	ESP - Specific Investment Operation			Original Estimate:	53.000.000,00
				Amortization Period (months):	234

Project Environmental and Social Impact Category	Reformulation	Validation
Project Environmental and Social Impact Category: B	() Was the objective(s) of this project reformulated?	Validated by Division Chief: 01-oct-2013 Validated by Country Representative: 08-oct-2013



Accumulated Progress as of 2013



Outcomes

Outcome:	Sustainable water and wastewater utility services are provided by the BWA
Suppositions:	The Government is committed to implementing the changes required with the full participation of BWA Management and staff
Comments:	The Project will, in May 2012, complete one year since eligibility for disbursements. Based on the Project Execution Plan presented in the 2012 Annual Operating Plan the Executing Agency requested and the Bank has approved a one year extension to the Disbursement Expiration Date to March 2016. This is consistent with the original estimated 5-year disbursement period, thereby making up for the one year loss in 2010.

Indicator	Unit of Measure	Baseline	Baseline Year		2010	2011	2012	2013	2014	Accumulated 2015 - 2016	End of project
Employees per 1000 connections	employees	7,80	2009	P A	7,80	7,80	7,60 7,60	36,40 7,50	7,20	14,40	7,20
Customers qualifying BWA's services as good or very good	%		2011	P A			30,00	50,00	60,00	151,00	76,00
Earnings before interest, taxes, depreciation and amortization (EBITDA)/Total operating revenues	%		2009	P A			3,00 21,00	6,00 21,00	10,00	20,00	10,00
Non-revenue water (NRW)	%	49,00	2009	P A	49,00	49,00	49,00 49,00	47,00 49,00	45,00	81,00	39,00
Metering (percentage of customers billed have validated water meters less than 5 years old)	%	10,00	2009	P A	10,00	10,00	15,00 10,00	40,00 10,00	70,00	140,00	70,00
Water turbidity (percentage of non-compliant turbidity samples in a month) at Bowmanston Well	%	40,00	2009	P A	40,00	40,00	30,00 40,00	20,00 40,00	20,00	40,00	20,00
Water disinfection (non-compliant samples in a month)	%	40,00	2009	P A	40,00	40,00	30,00 40,00	20,00 40,00	20,00	40,00	20,00
Continuity (customers with no service available at some hours in a month)	%	70,00	2010	P A	70,00	70,00	60,00 70,00	50,00 70,00	40,00	60,00	30,00
Pressure (percentage of customers with water pressure below BWA standards per month, i.e. 25psi)	%	70,00	2011	P A	70,00	70,00	60,00 70,00	50,00 70,00	35,00	40,00	20,00
Financing for Wastewater Treatment Action Plan in place	financing		2009	P A						1,00	1,00
Households with upgraded water supply	Households		2011	P A				20,00	80,00	19.900,00	20.000,00

Outcome:	Improved management of Barbados' water resources
Suppositions:	The Government is committed to implementing the changes required with full participation of BWA Management and staff
Comments:	The Project will, in May 2012, complete one year since eligibility for disbursements. Based on the Revised Project Execution Plan presented in the 2012 Annual Operating Plan the Executing Agency requested and the Bank has approved a one year extension to the Disbursement Expiration Date to March 2016. This is consistent with the original estimated 5-year disbursement period, thereby making up for the one year loss in 2010.

Indicator	Unit of Measure	Baseline	Baseline Year		2010	2011	2012	2013	2014	Accumulated 2015 - 2016	End of project
Strategic Plan for management of	Strategic Plan		2009	P					1,00		1,00



PROGRESS MONITORING REPORT

BA-L1015 - Water and Sanitation Systems Upgrade
2013 1º period closed in (31-Oct-2013)

Inter-American Development Bank - IDB

Office of Strategic Planning and Development Effectiveness

Last Update: 30/09/2013

Barbados' water resources approved by all stakeholders				A							
---	--	--	--	---	--	--	--	--	--	--	--

Outputs: Annual Physical and Financial Progress 2013

Description	Unit of Measure	Physical				Financial			
		Planned	Actual	Accumulated units	EOP units	Planned	Actual	Accumulated costs	EOP costs
Reorganization and modernization of the BWA									
Barbados Water Authority corporate business plan prepared for implementation	Plan				1,00	350.000,00			3.850.000,00
Information technology (IT) systems integrated	IT System				1,00	3.000.000,00	9.000,00		7.505.000,00
Public campaign adopted	campaign	1,00	1,00		1,00	74.000,00			100.000,00
Rehabilitation of potable water supply									
Meters replaced and installed	meter				98.800,00				8.140.000,00
NRW Program implemented - Water distribution mains replaced	km				49,00	3.000.000,00	133.000,00		14.529.230,00
Water facilities (power generators, pumps, Chlorination equipment, well) upgraded	facility	2,00			5,00	170.000,00	53.000,00		7.230.000,00
District meters installed	meter	75,00			75,00	550.000,00			550.000,00
Wastewater treatment action plan and upgrades									
Wastewater treatment action plan prepared and financing plan in place	Plan				1,00				1.500.000,00
South Coast emergency by-pass and odor control system improved	System				1,00	800.000,00			1.100.000,00
Other Costs									
Project Execution Unit (Counterpart), Contingency, and Financial Charges	N/A					1.542.000,00	569.000,00		8.496.000,00
TOTAL						9.486.000,00	764.000,00		53.000.230,00