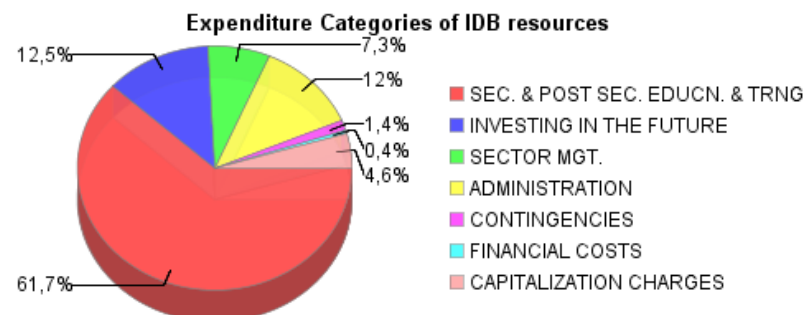
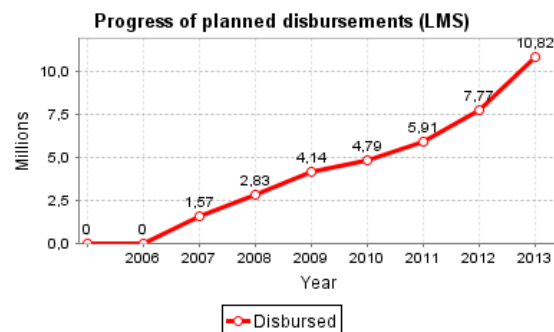
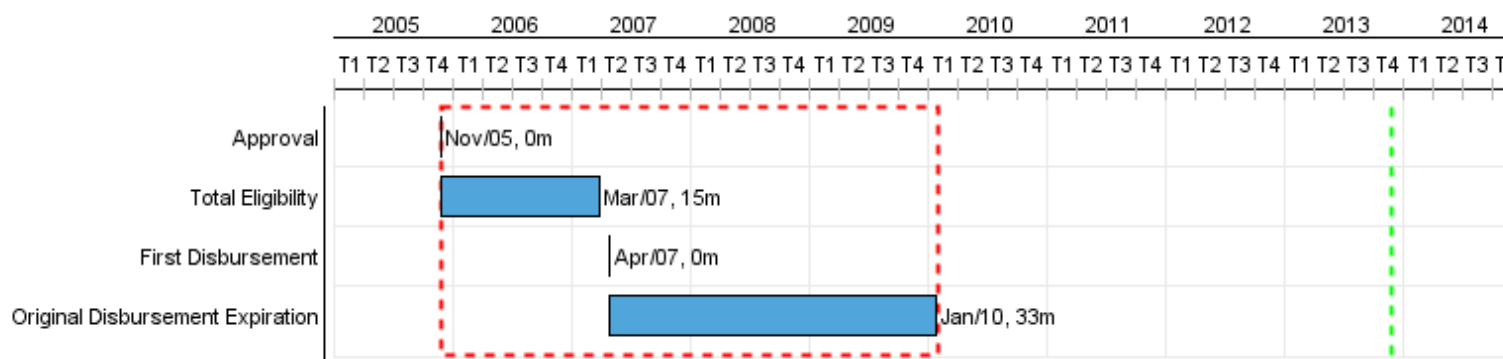


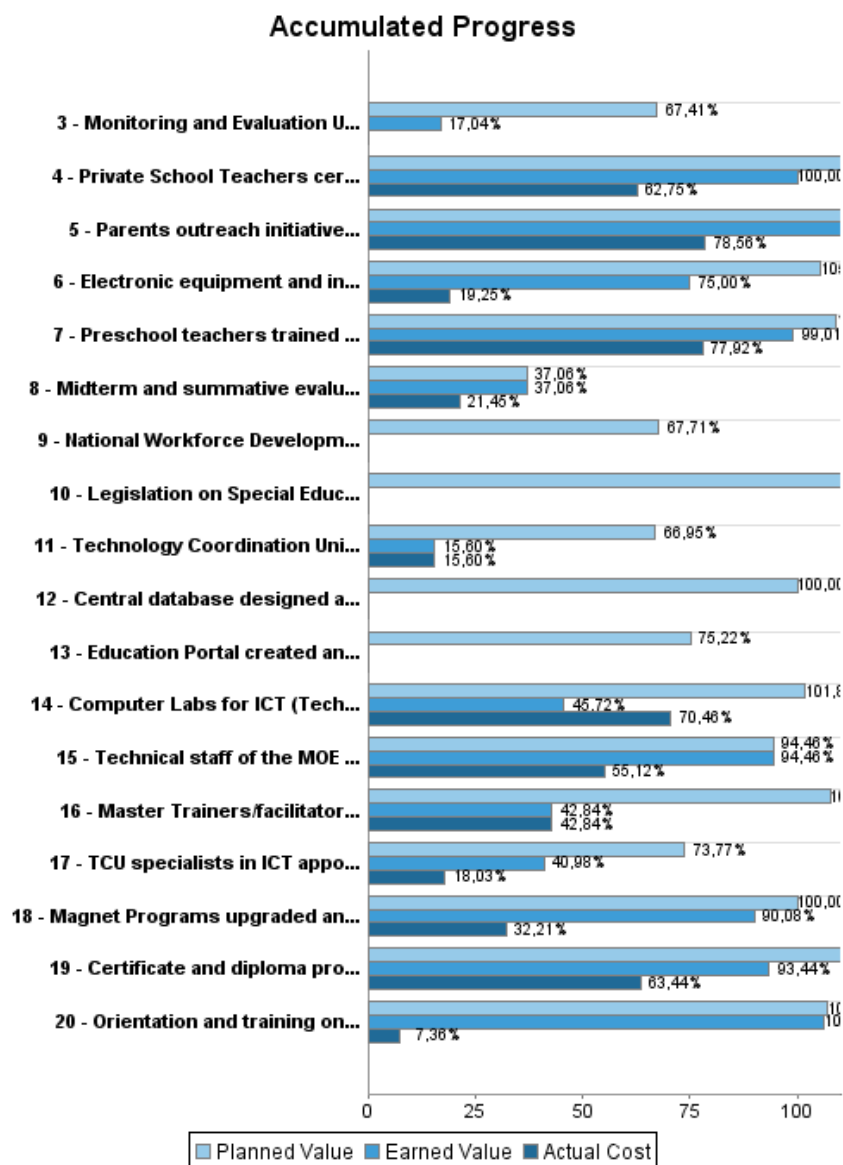
## Summary Report

Basic Data		Available Funds (US\$)		Total Cost and Source	
Executing Agency (EA):	MINISTRY OF EDUCATION				
Sector:	EDUCATION				
Loan Number(s):	1695/OC-BH	Current Approved Amount:	12.856.916,58	Original IDB:	18.000.000,00
Stage:	Approved	Disbursed Amount to Date:	10.679.429,95	Current IDB:	12.856.916,58
Operation Type:	INV - Investment	% Disbursed:	83,06	Pari-passu:	80,00
Related Operation(s):		Balance:	2.177.486,63	Co-Financing/Country:	4.500.000,00
Operation Subtype:	PFM - Multi-Phase Lending Project			Original Estimate:	22.500.000,00
				Amortization Period (months):	192

Project Environmental and Social Impact Category		Reformulation	Validation	
Project Environmental and Social Impact Category:	None	( X ) Was the objective(s) of this project reformulated?	Validated by Division Chief:	06-oct-2013
			Validated by Country Representative:	07-oct-2013



## Accumulated Progress as of 2013



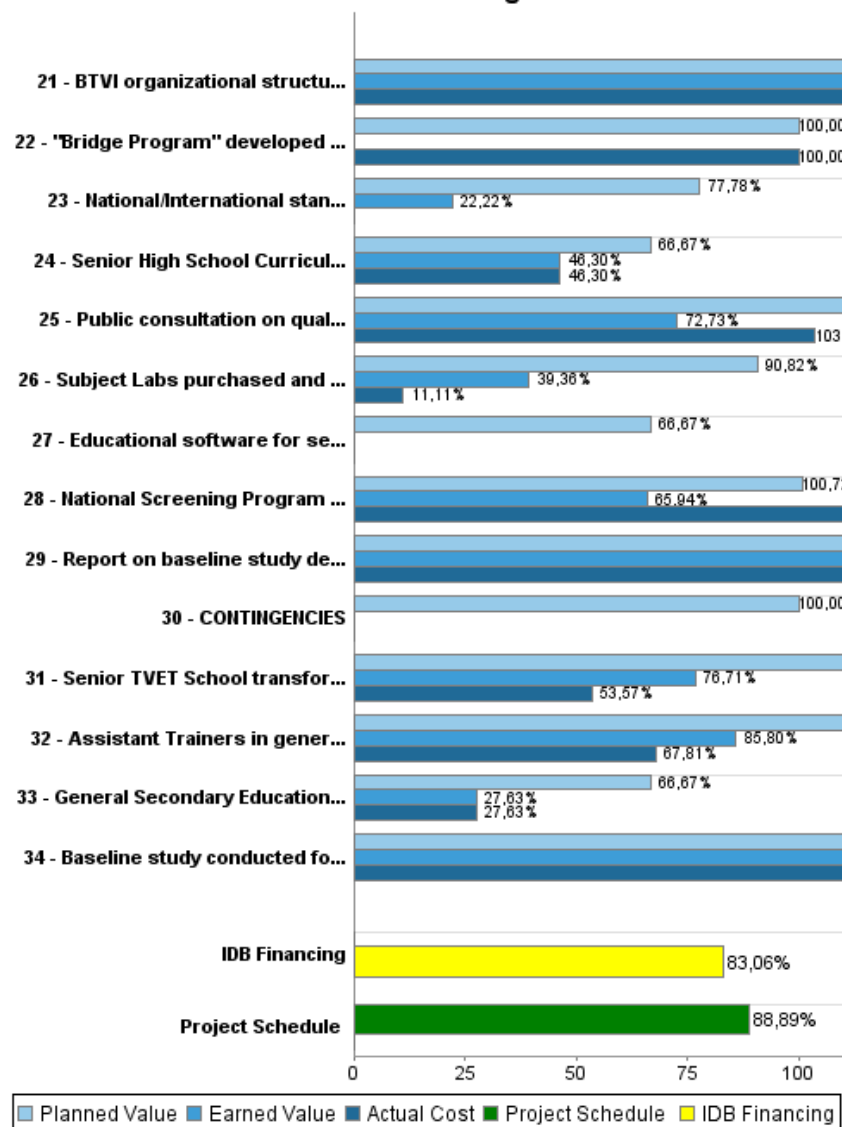
## PROGRESS MONITORING REPORT

BH-L1003 - Investing in Students and Programmes for the Innovative Reform of Education  
2013 1º period closed in (31-Oct-2013)

Inter-American Development Bank - IDB

Office of Strategic Planning and Development Effectiveness  
Last Update: 30/09/2013

### Accumulated Progress



## Outcomes

**Outcome:** National framework for technical and vocational education and training (TVET) improved

Indicator	Unit of Measure	Baseline	Baseline Year		2011	2012	2013	End of project
% Teachers applying new standards in TVET	% teachers		2010	P A				

**Outcome:** Increased relevancy of National curricula to the need of the individuals and the society

Indicator	Unit of Measure	Baseline	Baseline Year		2011	2012	2013	End of project
Aggregate passes of high school graduates obtaining at least one career and technical certification	students	533,00	2010	P A		445,00 363,00	621,00 782,00	1.066,00

**Outcome:** Integrated approach to Information Communication Technology provided to increase efficiency and effectiveness of the administrative process and support and enhance educational programmes

Indicator	Unit of Measure	Baseline	Baseline Year		2011	2012	2013	End of project
Public schools with operational e-literacy in core courses	% schools	20,00	2010	P A	20,00	40,00 50,00	80,00 80,00	100,00

**Outcome:** Learning opportunities provided at BTVI enable individuals to be globally competitive and economically independent

Indicator	Unit of Measure	Baseline	Baseline Year		2011	2012	2013	End of project
Student completion rate for construction and IT courses	students	25,00	2010	P A	25,00 14,00	30,00 88,00	35,00 62,00	35,00

**Outcome:** Quality of Early Childhood Education programs improved

Indicator	Unit of Measure	Baseline	Baseline Year		2011	2012	2013	End of project
Regulations/ National Standards to preschool legislation implemented and distributed to stakeholders	% of stakeholders to whom new standards have been distributed		2010	P A	25,00	60,00	100,00	100,00

**Outcome:** School capacity strengthened in order to accommodate students with a wide range of special needs

Indicator	Unit of Measure	Baseline	Baseline Year		2011	2012	2013	End of project
An increase in the number of teachers equipped with strategies that will reach the learning needs of all students in demonstration schools.	Teachers	5,00	2010	P A	141,00 169,00	153,00 82,00	153,00 10,00	153,00

## PROGRESS MONITORING REPORT

BH-L1003 - Investing in Students and Programmes for the Innovative Reform of Education  
2013 1º period closed in (31-Oct-2013)

Inter-American Development Bank - IDB

Office of Strategic Planning and Development Effectiveness  
Last Update: 30/09/2013

Early identification and remediation of 100% of preschoolers and first grade students with special needs completed by the end of the program	% of students screened		2010	P	5.870,00	100,00	100,00	100,00
				A	100,00	100,00	52,40	

## Outputs: Annual Physical and Financial Progress 2013

Description	Unit of Measure	Physical				Financial			
		Planned	Actual	Accumulated units	EOP units	Planned	Actual	Accumulated costs	EOP costs
<b>National Framework for Technical Education &amp; Vocational Training</b>									
National/International standards developed or adapted in collaboration with the private sector	Trades with standards				2,00				45.000,00
Senior TVET School transformed to a Career Academy through refurbishing existing facilities completed.	School	1,00	1,00		1,00	300.000,00	161.205,00		600.000,00
General Secondary Education curricula for Math, Science and Language reviewed and approved	curriculum				1,00				282.000,00
Senior High School Curriculum for Hospitality, Business/ ICT Studies, and Technical Studies ( construction) developed and approved	Curriculum				1,00				108.000,00
Magnet Programs upgraded and new curriculum implemented in 6 pilot schools	Schools	4,00	5,00		6,00	500.000,00	323.315,00		1.260.000,00
Computer Labs for ICT (Technology upgrade for secondary schools) installed.	Computer labs	38,00	11,00		38,00	1.900.000,00	1.213.850,00		3.000.000,00
Subject Labs purchased and installed in 27 schools at the end of the program	Subject labs	30,00			81,00	500.000,00			900.000,00
Master Trainers/facilitators in institutional management techniques trained	Teachers				15,00	20.000,00			92.890,00
Assistant Trainers in general and subject specific teaching techniques trained	Teachers	35,00	40,00		70,00		68.000,00		123.870,00
Education Portal created and operational	Portal				1,00				258.250,00
Educational software for secondary education purchased and integrated into the portal	System Strengthened				1,00				519.000,00
BTVI organizational structure and capacity for Administration and Students Support expanded	Firma consultora				1,00				156.744,00
Certificate and diploma programs within BTVI in response to immediate and future needs in the trades, construction technology, IT and business office	Procurement		1,00		1,00		101.103,25		200.000,00
"Bridge Program" developed and implemented	Program		1,00		1,00				10.000,00
National Workforce Development (NWDC) established and operational	Staff				3,00				319.000,00
TCU specialists in ICT appointed	Staff		1,00		3,00		30.000,00		366.000,00
Technology Coordination Unit (TCU) created and operational	Coordination Unit				1,00				239.000,00
<b>Investing in the Future</b>									

# PROGRESS MONITORING REPORT

BH-L1003 - Investing in Students and Programmes for the Innovative Reform of Education  
2013 1º period closed in (31-Oct-2013)

Inter-American Development Bank - IDB

Office of Strategic Planning and Development Effectiveness  
Last Update: 30/09/2013

Description	Unit of Measure	Physical				Financial			
		Planned	Actual	Accumulated units	EOP units	Planned	Actual	Accumulated costs	EOP costs
Public consultation on quality standards for preschool launched	Launching		1,00		1,00		40.000,00		55.000,00
Laboratory Preschool with Resource Centre established	Preschool				1,00				109.240,00
Report on baseline study developed and approved	Study				1,00				48.050,00
Private School Teachers certified with the Government Assisted Program (GAP)	Teachers	100,00	64,00		200,00	200.000,00	80.000,00		400.000,00
Parents outreach initiative accomplished for Family Islands	Outreach program								49.000,00
Legislation on Special Education approved by Parliament, and standards and policies approved by MOE	Legislation	1,00			1,00	15.000,00			15.000,00
Orientation and training on Legislation policy and standards in special education completed	Teachers	10,00			110,00	13.000,00			290.000,00
Teachers and parents from demonstration schools trained in inclusive education	Teachers		28,00		1.000,00		6.000,00		48.500,00
Electronic equipment and instructional materials in Inclusive Education for Demonstration Schools provided	Schools	3,00	3,00		5,00	300.000,00	77.000,00		400.000,00
National Screening Program for preschool children performed yearly	Screening		1,00		3,00		12.000,00		46.000,00
Preschool teachers trained in carrying out screening and parents to use support materials	Teachers		20,00		1.000,00		7.000,00		77.700,00
Baseline study conducted for Inclusive Education	Study				1,00				22.400,00
<b>Administration</b>									
Project Coordinating Unit fully functional with appropriate staff hired	N/A						80.468,00		476.000,00
Contingencies reserved	N/A								632.724,00
Government expenditures in Loan Administration	N/A								464.408,00
Financial costs and capital charges	N/A								564.000,00
CONTINGENCIES	Dollars					182.000,00			182.000,00
<b>Strengthening Sector Management</b>									
Central database designed and implemented	Data base				1,00				120.000,00
Technical staff of the MOE strengthened in Monitoring and Evaluation	Staff		50,00		1,00				72.200,00
Midterm and summative evaluations performed	Evaluation	1,00			2,00				71.500,00
Monitoring and Evaluation Unit equipped with new personnel	Staff				1,00				135.000,00
<b>Costs from prior to restructuring</b>									
1.1 ICT in Curriculum	N/A								111.000,00

## PROGRESS MONITORING REPORT

BH-L1003 - Investing in Students and Programmes for the Innovative Reform of Education  
2013 1º period closed in (31-Oct-2013)

Inter-American Development Bank - IDB

Office of Strategic Planning and Development Effectiveness  
Last Update: 30/09/2013

Description	Unit of Measure	Physical				Financial			
		Planned	Actual	Accumulated units	EOP units	Planned	Actual	Accumulated costs	EOP costs
1.2 BTVI	N/A								1.900.000,00
1.3 Secondary Curriculum	N/A								168.000,00
1.4 NWCD	N/A								585.000,00
2.1 Early Education	N/A								191.000,00
2.2 Inclusive Education	N/A								183.000,00
3.1 Design & Implementation of EMIS	N/A								428.000,00
3.2 Leadership Capacity Building	N/A								47.000,00
3.3 Monitoring and Evaluation	N/A								378.000,00
4.1 Project Coordinating Unit	N/A								2.855.000,00
4.2 Audit	N/A						15.750,00		88.000,00
Public sector involvement in PPP	N/A								118.316,00
<b>TOTAL</b>						<b>3.930.000,00</b>	<b>2.215.691,25</b>		<b>19.810.792,00</b>