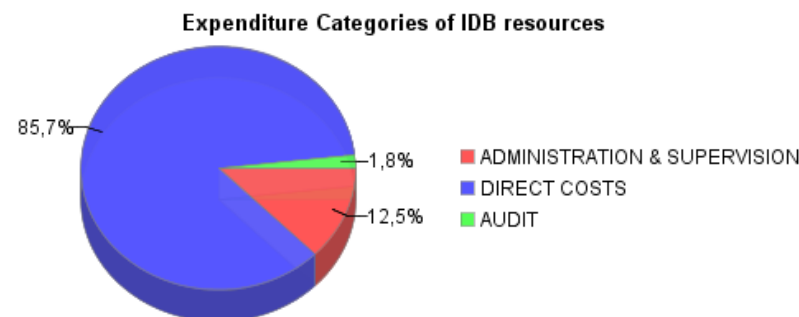
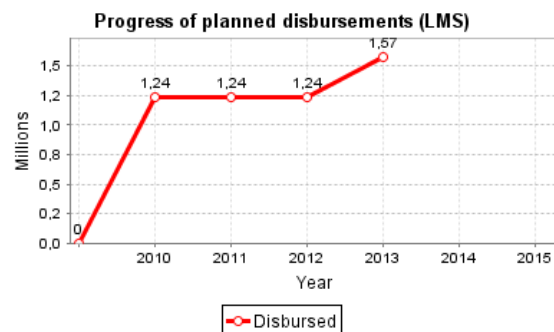
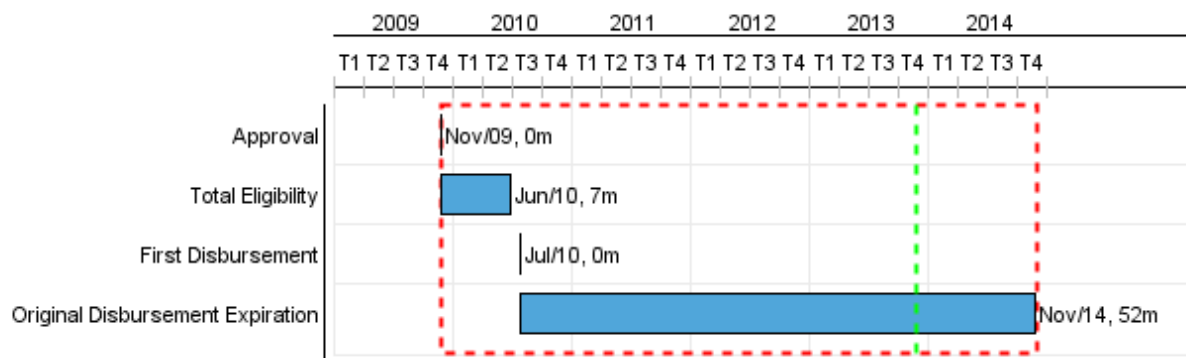


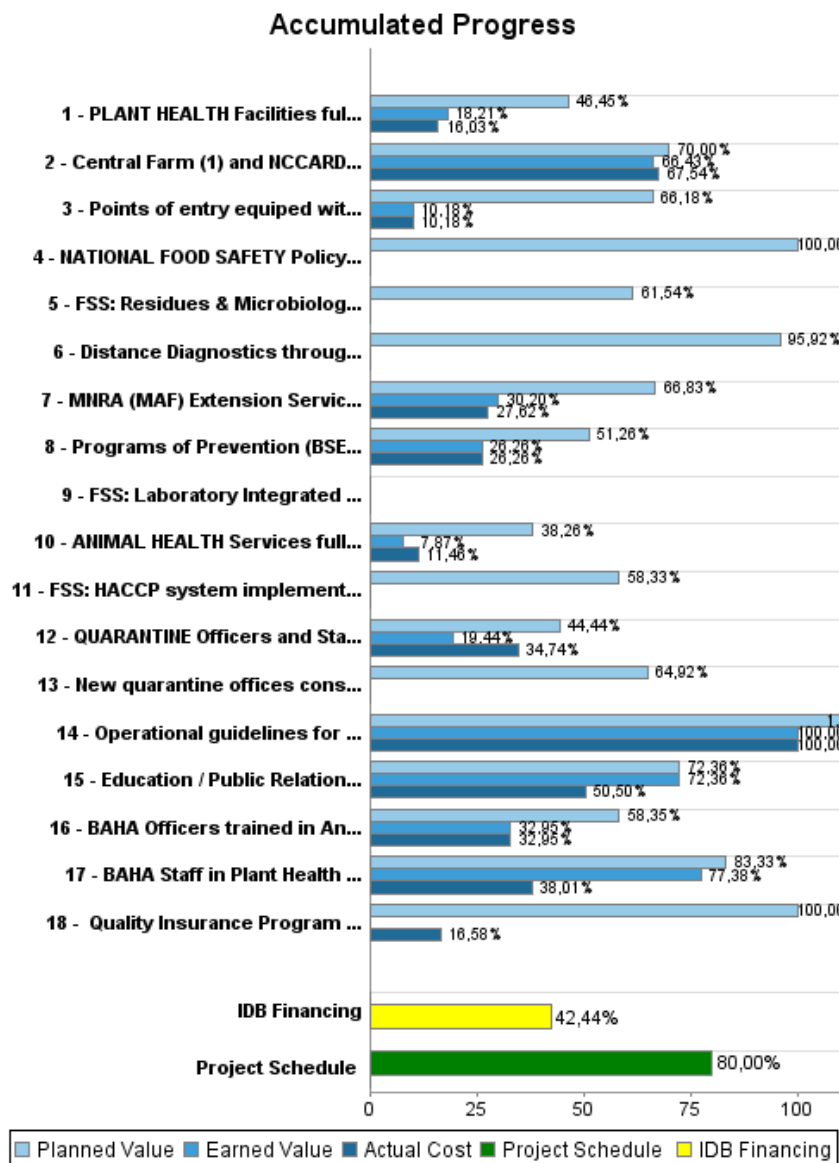
## Summary Report

Basic Data		Available Funds (US\$)		Total Cost and Source	
Executing Agency (EA):	MINISTRY OF AGRICULTURE AND FISHERIES				
Sector:	AGRICULTURE AND RURAL DEVELOPMENT-AGRICULTURAL HEALTH AND FOOD SAFETY				
Loan Number(s):	2220/OC-BL	Current Approved Amount:	3.700.000,00	Original IDB:	5.000.000,00
Stage:	Approved	Disbursed Amount to Date:	1.570.277,80	Current IDB:	3.700.000,00
Operation Type:	INV - Investment	% Disbursed:	42,44	Pari-passu:	91,00
Related Operation(s):	BL-P1024	Balance:	2.129.722,20	Co-Financing/Country:	500.000,00
Operation Subtype:	ESP - Specific Investment Operation			Original Estimate:	5.500.000,00
				Amortization Period (months):	234

Project Environmental and Social Impact Category	Reformulation	Validation
Project Environmental and Social Impact Category: B	( ) Was the objective(s) of this project reformulated?	Validated by Division Chief: 09-oct-2013 Validated by Country Representative: 09-oct-2013



## Accumulated Progress as of 2013



## Outcomes

<b>Outcome:</b>	Gap in agricultural productivity between Belize and the average of other Central American countries disappeared
<b>Suppositions:</b>	A competitive Grant Scheme (CGS) does not permit establishing specific targets ex-ante for all product lines since the CGS works on demand, however the goal of parity in a number of major products to be determine is deemed achievable by the end of the Program.

Indicator	Unit of Measure	Baseline	Baseline Year		2008	2009	2010	2011	2012	Accumulated 2013 - 2015	End of project
Yield of priority product (to be prioritized by MAF)	TM/ha	1.000,00	2010	P A							1.500,00
Production costs for (product 2) - See ISSUES section	Us\$/TM	20.000,00	2010	P A							16.000,00

<b>Outcome:</b>	The state of Agricultural Health in Belize is maintained or improved
-----------------	--

Indicator	Unit of Measure	Baseline	Baseline Year		2008	2009	2010	2011	2012	Accumulated 2013 - 2015	End of project
Free status for (i) Medfly (ii) Classical Swine Fever (iii) Foot and Mouth Disease (iv) Avian Influenza maintained	Free status	4,00	2009	P A		4,00	4,00 4,00	4,00	4,00	8,00	4,00
Free status for White Spot Shrimp Disease and Yellow Head in Shrimp and Control status for Bovine Spongiform Encephalopathy recognized	Free status		2009	P A						3,00	3,00
Confiscation of exported agricultural products	Annual confiscations	10,00	2010	P A							2,00
Appearance of new exotic pest / disease in the country	New pest / disease		2010	P A							
Prevalence of Bovine and Canine Rabies	Cases	6,00	2009	P A		6,00	4,00			3,00	3,00
Prevalence of Newcastle disease	Districts with outbreaks	4,00	2008	P A	4,00		4,00			1,00	1,00
BAHA's Plant Health Service improved	(%)		2009	P A							80,00
BAHA's Animal Health Service improved	%		2009	P A							70,00
BAHA's Food Safety Service improved	%		2009	P A							82,00
BAHA's Qaurantine Service improved	%		2009	P A							74,00

<b>Outcome:</b>	Access to export markets is increased
<b>Comments:</b>	The system does not allow to establish a correlation with the country strategy.

# PROGRESS MONITORING REPORT

BL-L1009 - Agricultural Services Program  
2013 1º period closed in (31-Oct-2013)

Inter-American Development Bank - IDB

Office of Strategic Planning and Development Effectiveness  
Last Update: 08/10/2013

Indicator	Unit of Measure	Baseline	Baseline Year		2008	2009	2010	2011	2012	Accumulated 2013 - 2015	End of project
Phytosanitary and Food Safety exporting protocols maintained for major plant products exports (papaya, bean, corn, lime, orange, concentrate)	Number of protocols	6,00	2009	P A		6,00	2,00			6,00	6,00
Phytosanitary and Food Safety exporting protocols for non-traditional plant products exports	Number of new approved protocols		2009	P A						2,00	2,00
Hazard Analysis Critical Control Point (HACCP) certified processing plants (fish, shrimp, poultry, meat, hot pepper) increased	HACCP certified plants	4,00	2010	P A			4,00 4,00	3,00	4,00	6,00	17,00
Requirements by Mexico for the export of cattle fulfilled	Requirements		2010	P A				2,00	3,00	8,00	13,00

## Outputs: Annual Physical and Financial Progress 2013

Description	Unit of Measure	Physical				Financial			
		Planned	Actual	Accumulated units	EOP units	Planned	Actual	Accumulated costs	EOP costs
Applied Agricultural Production Innovation									
Operational guidelines for Competitive Grant Scheme developped (NCCARD)	R&D proyects				1,00				9.250,00
Central Farm (1) and NCCARD (1) strengthened and equiped for R&D	Units	1,00	1,00		2,00	220.000,00	184.325,00		350.000,00
MNRA (MAF) Extension Service Officers and Farmer trained in R&D	participants	150,00	25,00		250,00	40.000,00	4.322,00		91.000,00
Plant, Animal and Food Safety Risk Management									
PLANT HEALTH Facilities fully equiped: PSU; PDS; PRAU; ECS	Facilities	1,00			4,00	155.000,00			549.000,00
BAHA Staff in Plant Health trained (i) Phytosanitary Surveillance Unit (PSU); (ii) Entomologist for Pest Diagnostic Service (PDS) ; (iii) Pest diagnostic (PD); (iv) Pest Risk Analysis Unit (PRAU); (iv) Phytosanitary Certification for Export Unit (PSCEU)	Staff PSU=10; EPDS=1; PD=8;PRAU=7; PCEU=6Staff PSU=10; EPDS=1; PD=8;PRAU=7; PCEU=6	10,00	5,00		32,00	25.000,00	8.654,00		66.000,00
ANIMAL HEALTH Services fully equipped, strengthened and operational: (i) Aquatic Animal Health Unit; (ii) Disease Surveillance System; (iii) Traceability System for Bovine	Unit	1,00			3,00	220.000,00			724.000,00
Programs of Prevention (BSE, FMD, CSF, AI), of Control (Rabies) and Eradication (Brucellosis , Tuberculosis and NC) executed	Campaign	1,00			4,00	5.000,00			20.000,00
BAHA Officers trained in Animal Health, Risk Analysis and Traceability	Participants	10,00			31,00	16.000,00			63.000,00
QUARANTINE Officers and Staff of Partner Agencies trained on importance of the quarantine services	staff	25,00	10,00		80,00	25.000,00	6.020,00		90.000,00
Distance Diagnostics through Digital Imaging ( DDDI) systems operating	system	1,00			1,00	23.500,00			24.500,00
Education / Public Relations campaign on Quarantine conducted	Campaign	1,00	1,00		3,00	35.000,00	15.324,00		90.000,00
Points of entry equiped with functional incinerators for proper disposal of confiscated material (Quarantaine)	units	3,00			6,00	140.000,00			250.000,00

# PROGRESS MONITORING REPORT

BL-L1009 - Agricultural Services Program  
2013 1º period closed in (31-Oct-2013)

Inter-American Development Bank - IDB

Office of Strategic Planning and Development Effectiveness  
Last Update: 08/10/2013

Description	Unit of Measure	Physical				Financial			
		Planned	Actual	Accumulated units	EOP units	Planned	Actual	Accumulated costs	EOP costs
New quarantine offices constructed and operational (including upgrade of Placencia Facility)	offices	2,00			3,00	130.000,00			200.250,00
NATIONAL FOOD SAFETY Policy designed and implemented	Policy	1,00			1,00	75.000,00			75.000,00
Quality Insurance Program (ISO 17025) implemented and certification obtained for microbiological and chemical tests	certification	2,00			4,00	100.000,00			200.000,00
FSS: HACCP system implemented at processing plants (fish, shrimp, poultry, meats, hot pepper) and maintained (fish, shrimp, plant)	certificate	10,00			17,00	70.000,00			120.000,00
FSS: Laboratory Integrated Information Systems (LIMS) operating (FS)	LIMS				1,00				100.000,00
FSS: Residues & Microbiology Laboratories operating (with new testing capabilities for poultry, meats, dairy, vegetables, juices, listeria spp.)	tests	4,00			6,00	48.000,00			78.000,00
<b>Administration - Evaluation - Audit - Others</b>									
Administration - Evaluation - Audit	N/A					250.000,00	18.049,00		600.000,00
Capitalization of interests	N/A					100.000,00			500.000,00
<b>TOTAL</b>						<b>1.677.500,00</b>	<b>236.694,00</b>		<b>4.200.000,00</b>