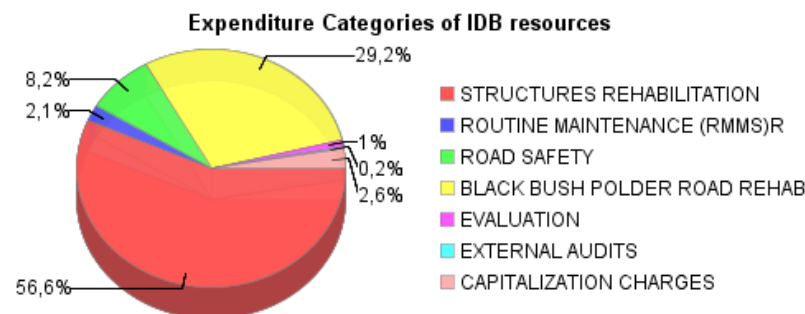
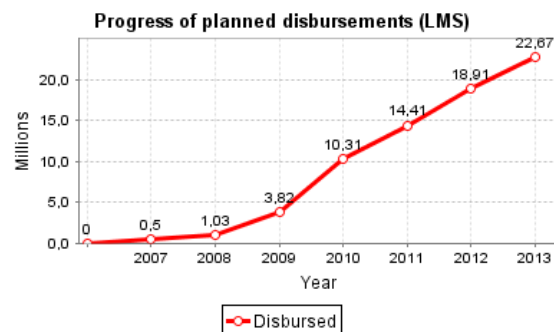
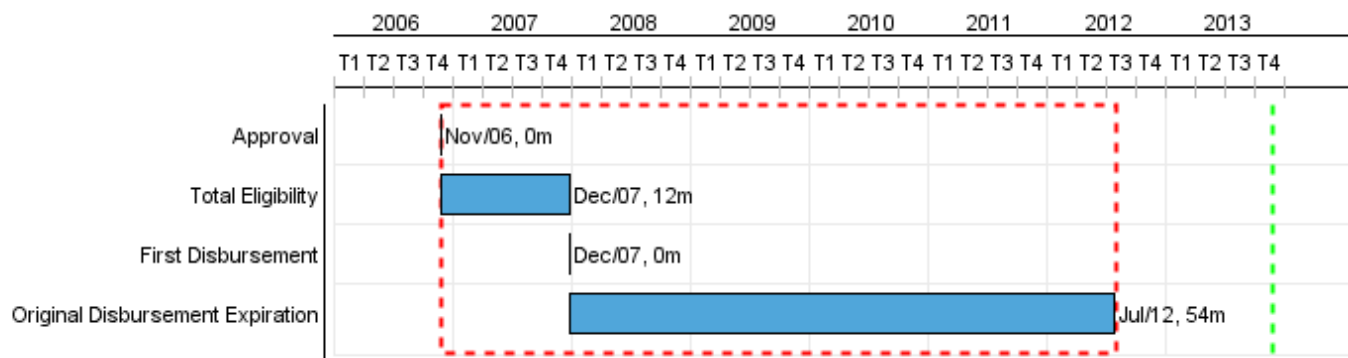


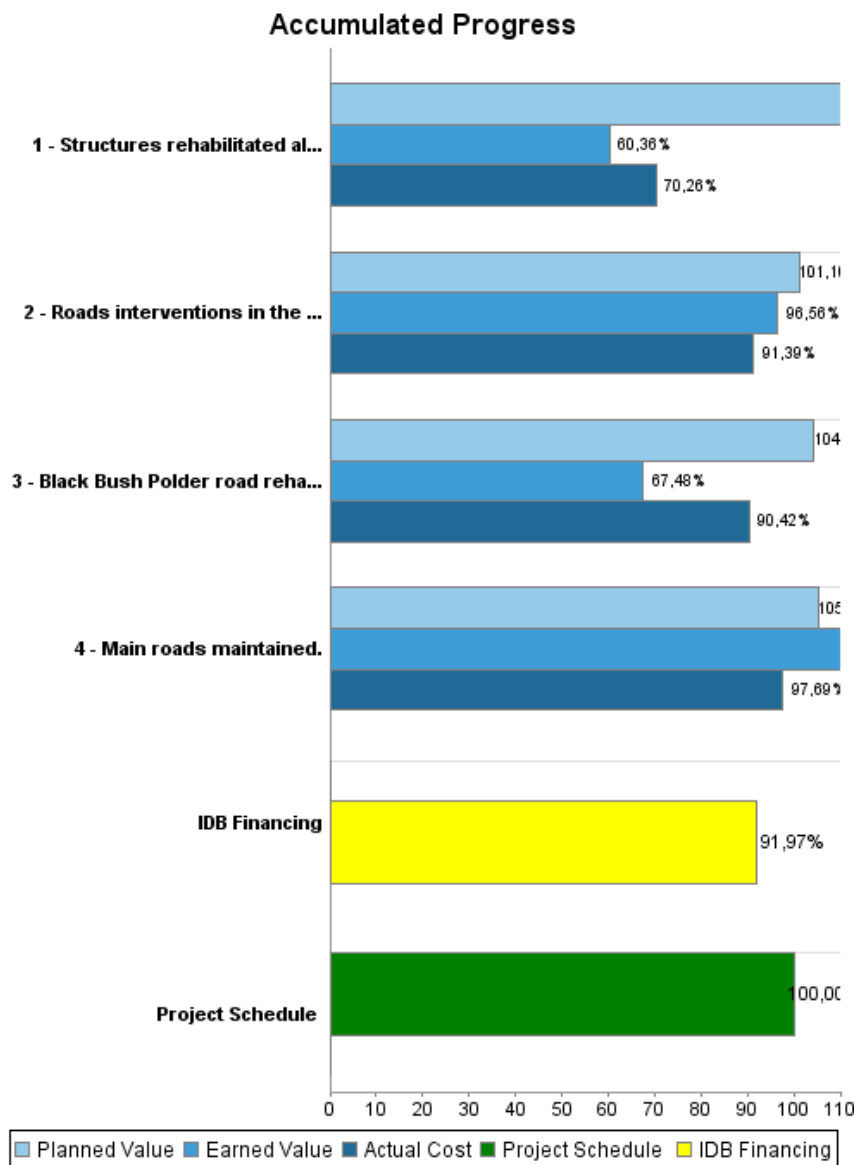
Summary Report

| Basic Data | | Available Funds (US\$) | | Total Cost and Source | |
|------------------------|--|---------------------------|---------------|-------------------------------|---------------|
| Executing Agency (EA): | MINISTRY OF PUBLIC WORKS & COMMUNICATION | | | | |
| Sector: | TRANSPORT | | | | |
| Loan Number(s): | 1803/SF-GY | Current Approved Amount: | 24.300.000,00 | Original IDB: | 24.300.000,00 |
| Stage: | Approved | Disbursed Amount to Date: | 22.349.750,98 | Current IDB: | 24.300.000,00 |
| Operation Type: | INV - Investment | % Disbursed: | 91,97 | Pari-passu: | 90,00 |
| Related Operation(s): | | Balance: | 1.950.249,02 | Co-Financing/Country: | 2.700.000,00 |
| Operation Subtype: | ESP - Specific Investment Operation | | | Original Estimate: | 27.000.000,00 |
| | | | | Amortization Period (months): | 354 |

| Project Environmental and Social Impact Category | Reformulation | Validation |
|--|--|--|
| Project Environmental and Social Impact Category: B(R) | () Was the objective(s) of this project reformulated? | Validated by Division Chief: 26-sep-2013 Validated by Country Representative: 27-sep-2013 |



Accumulated Progress as of 2013



Outcomes

Outcome: Road network and driving conditions improved.

| Indicator | Unit of Measure | Baseline | Baseline Year | | 2007 | 2008 | 2009 | 2010 | 2011 | 2012 | End of project |
|---|-----------------|----------|---------------|---|------|-------|-------|-------|-------|-------|----------------|
| Number of road closures on the Timehri to Rosignol road due to failures in the rehabilitated structures during the two years following completion of works. | Road Closures | 1,00 | 2007 | P | | | | | | | |
| | | | | A | | | | | | | |
| Percentage of main road network under routine maintenance program. | % | 69,00 | 2007 | P | | 71,00 | 71,00 | 71,00 | 71,00 | 71,00 | 71,00 |
| | | | | A | | 79,00 | 79,00 | 79,00 | 79,00 | 71,00 | |

Outcome: Road Safety conditions improved.

| Indicator | Unit of Measure | Baseline | Baseline Year | | 2007 | 2008 | 2009 | 2010 | 2011 | 2012 | End of project |
|---|-----------------|----------|---------------|---|--------|--------|--------|--------|--------|--------|----------------|
| Fatality along the selected corridors, 2 years after implementation of safety measures. | Fatalities | 111,00 | 2007 | P | 111,00 | 108,00 | 106,00 | 104,00 | 102,00 | 100,00 | 100,00 |
| | | | | A | 111,00 | 113,00 | 117,00 | 115,00 | | 101,00 | |

Outputs: Annual Physical and Financial Progress 2013

| Description | Unit of Measure | Physical | | | | Financial | | | |
|---|-----------------|----------|--------|-------------------|-----------|---------------------|---------------------|-------------------|----------------------|
| | | Planned | Actual | Accumulated units | EOP units | Planned | Actual | Accumulated costs | EOP costs |
| STRUCTURES REHABILITATION | | | | | | | | | |
| Structures rehabilitated along the Timehri-Georgetown-Rosignol road corridor. | Structures | 20,00 | 6,00 | | 45,00 | 4.914.475,00 | 1.038.392,00 | | 14.063.363,00 |
| ROUTINE MAINTENANCE (RMMS) | | | | | | | | | |
| Main roads maintained. | Kilometers | | | | 1.148,00 | | | | 2.000.000,00 |
| ROAD SAFETY | | | | | | | | | |
| Roads interventions in the main road network. | Interventions | 2,00 | 1,00 | | 6,00 | 200.000,00 | 34.735,00 | | 2.200.000,00 |
| BLACK BUSH POLDER REHABILITATION | | | | | | | | | |
| Black Bush Polder road rehabilitated. | Kilometers | | | | 35,00 | 635.342,00 | 279.153,00 | | 7.543.638,00 |
| EVALUATIONS | | | | | | | | | |
| Data on Indicators and Final Evaluation | N/A | | | | | | | | 250.000,00 |
| EXTERNAL AUDITS | | | | | | | | | |
| Audit Services | N/A | | | | | | | | 15.000,00 |
| CONTINGENCIES | | | | | | | | | |
| None | N/A | | | | | | | | |
| FINANCIAL EXPENDITURES | | | | | | | | | |
| Payment of Bank Charges. | N/A | | | | | | | | 893.000,00 |
| TOTAL | | | | | | 5.749.817,00 | 1.352.280,00 | | 26.965.001,00 |