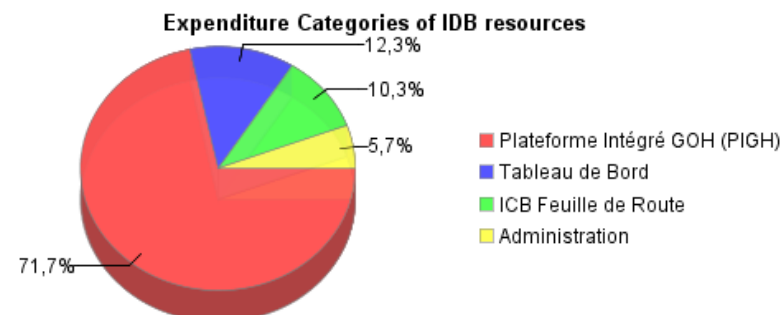
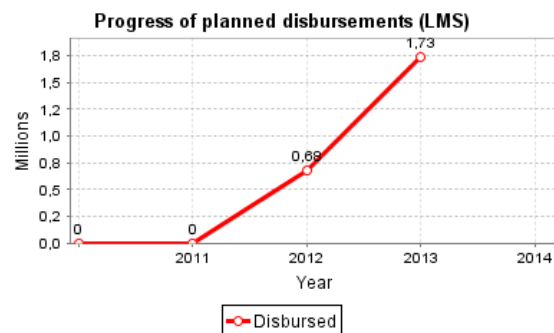
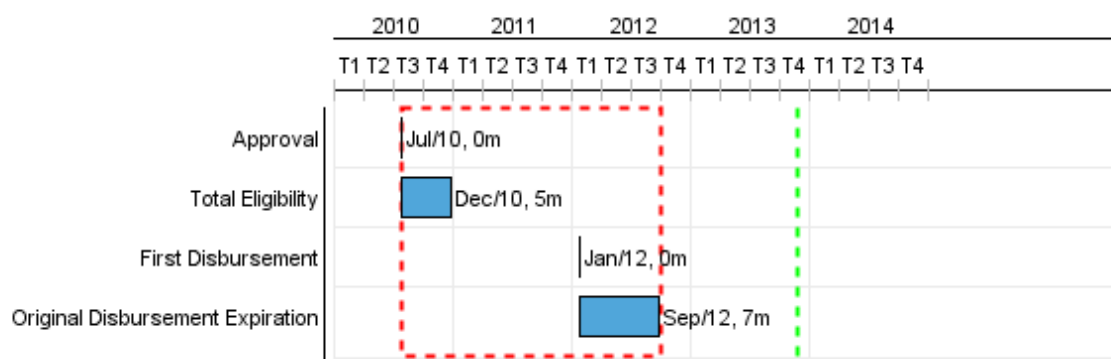


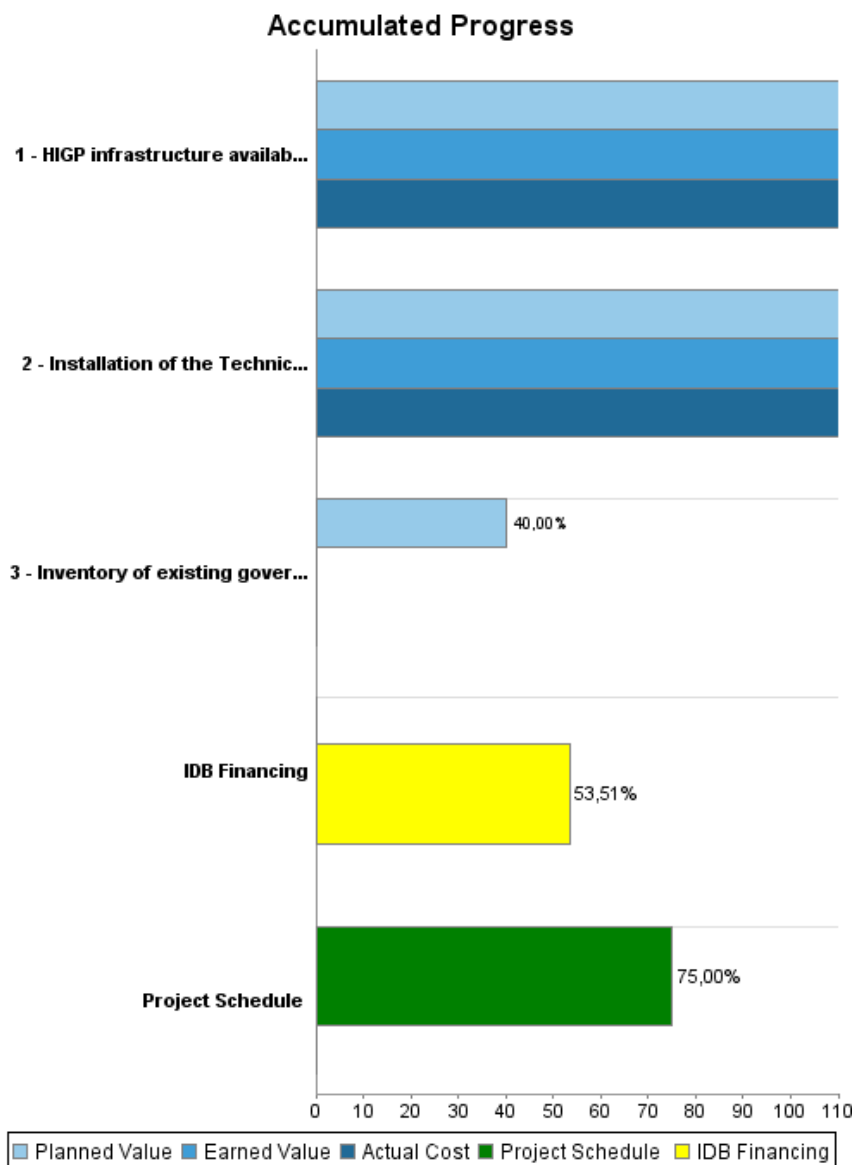
Summary Report

Basic Data		Available Funds (US\$)		Total Cost and Source	
Executing Agency (EA):	OFFICE OF THE PRIME MINISTER				
Sector:	REFORM / MODERNIZATION OF THE STATE-REFORM AND PUBLIC SECTOR SUPPORT				
Loan Number(s):	2350/GR-HA	Current Approved Amount:	3.000.000,00	Original IDB:	3.000.000,00
Stage:	Approved	Disbursed Amount to Date:	1.605.420,30	Current IDB:	3.000.000,00
Operation Type:	INV - Investment	% Disbursed:	53,51	Pari-passu:	100,00
Related Operation(s):	HA-T1138	Balance:	1.394.579,70	Co-Financing/Country:	
Operation Subtype:	ESP - Specific Investment Operation			Original Estimate:	3.000.000,00
				Amortization Period (months):	

Project Environmental and Social Impact Category	Reformulation	Validation
Project Environmental and Social Impact Category: None	() Was the objective(s) of this project reformulated?	Validated by Division Chief: 03-oct-2013 Validated by Country Representative: 07-oct-2013



Accumulated Progress as of 2013



Outcomes

Outcome:	Government information systems and/or databases uploaded into the HIGP (previously existing and under development).
Suppositions:	The physical infrastructure damage has affected the integrity of government information systems and a number of these systems are recovered by the HIGP
Comments:	Delays in project implementation may affect the obtention of this outcome

Indicator	Unit of Measure	Baseline	Baseline Year		End of project
Number of Recovered Information Systems	information system		2010	P A	1,00

Outcome:	Common Dashboard to track reconstruction assistance
Suppositions:	Other donors are willing to participate of this common dashboard implementation effort; IHRC leads the effort
Comments:	Delays in project implementation may affect this outcome

Indicator	Unit of Measure	Baseline	Baseline Year		End of project
Common Dashboard online	common dashboard		2011	P A	1,00

Outcome:	Number of government services for citizens or private sector entities available in the GOH portal
Suppositions:	Government portal is functional and online

Indicator	Unit of Measure	Baseline	Baseline Year		End of project
Government services online	government service		2011	P A	2,00

Outputs: Annual Physical and Financial Progress 2013

Description	Unit of Measure	Physical				Financial			
		Planned	Actual	Accumulated units	EOP units	Planned	Actual	Accumulated costs	EOP costs
Haiti Integrated Government Platform									
Inventory of existing government systems (post -earthquake)	REPORT				1,00				50.000,00
Installation of the Technical Secretariat to manage the HIGP	PERSONNEL	1,00	1,00		6,00	48.000,00	294.304,00		491.750,00
Portal	PORTAL				1,00				140.000,00
HIGP infrastructure available installed	PLATFORM		1,00		1,00		1.110.482,00		1.896.250,00
Web-based applications to track reconstruction project execution	APPLICATIONS				1,00				95.000,00
Common Dashboard to Access Data on the Reconstruction Process									
Conceptualization document	DOCUMENT				1,00				40.000,00
GIS-based Haiti map with layered data with HIGP information	MAP				1,00				235.000,00
Sustainable Institutional Capacity Building Roadmap									
Sustainability and scale up business plan for the HIGP	PLAN				1,00				100.000,00
Roadmap proposal for public sector management development	ROADMAP				1,00				90.000,00
Workshops to discuss roadmap proposal	WORKSHOP				1,00				70.000,00
Administration and Miscellanea									
Management and Administration; Monitoring and Evaluation; Auditing; Miscellanea	N/A								170.000,00
TOTAL						48.000,00	1.404.786,00		3.378.000,00