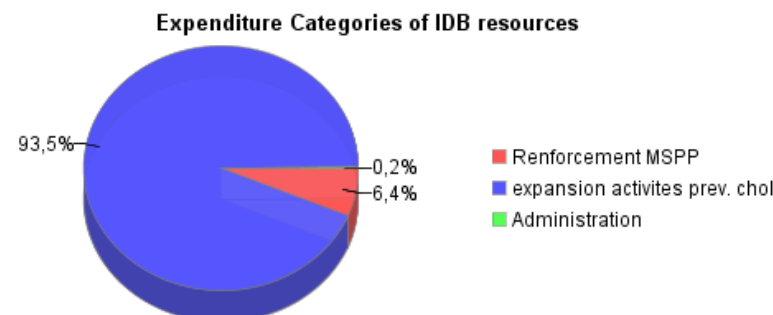
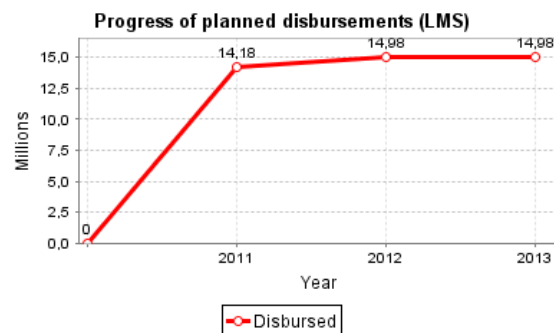
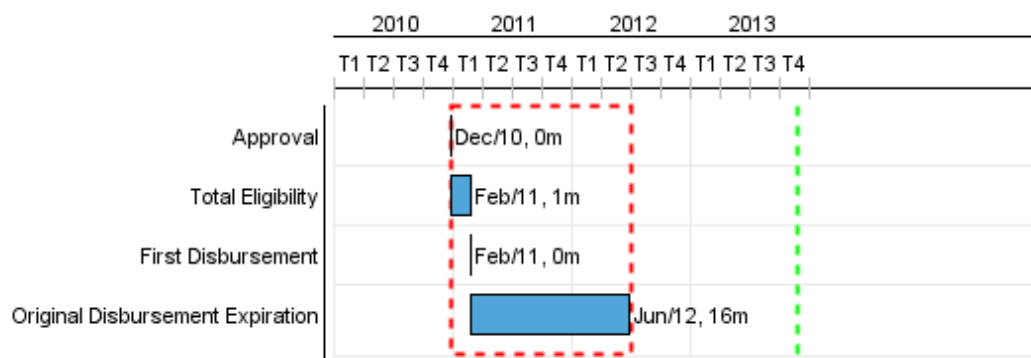


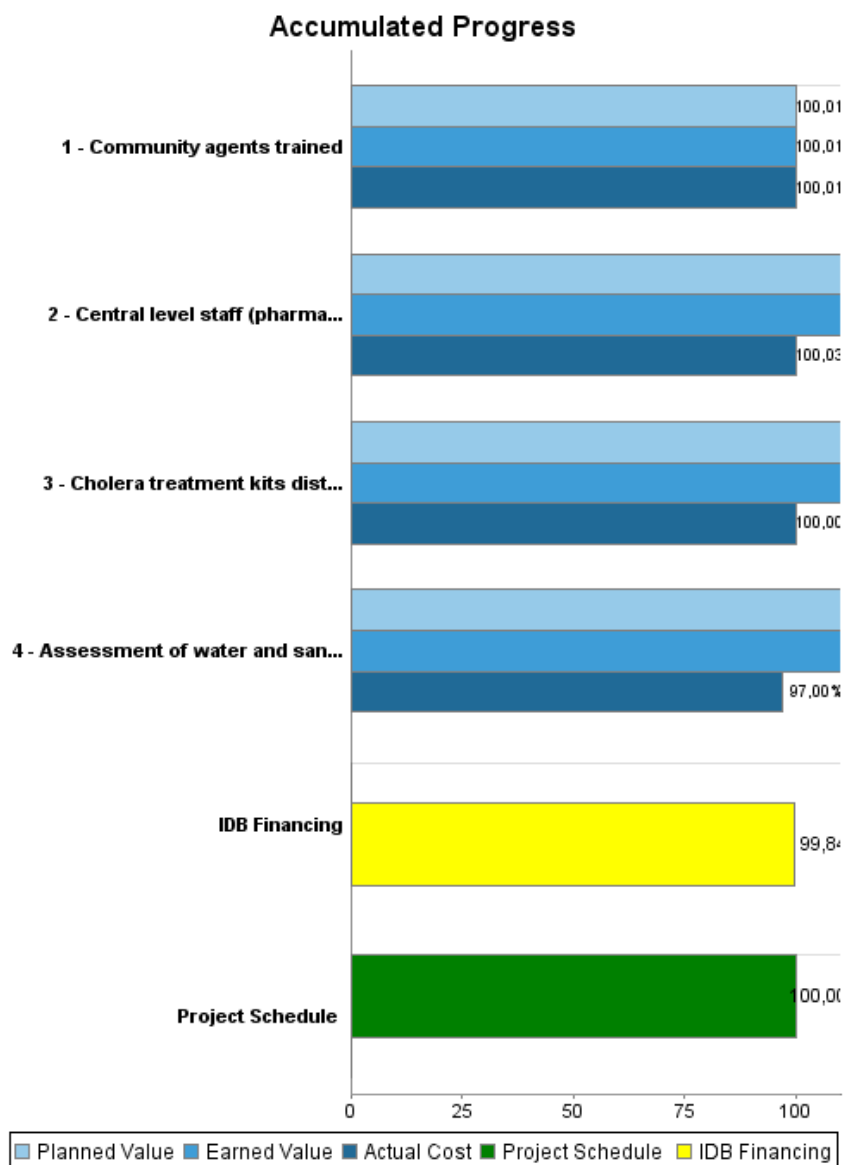
Summary Report

Basic Data		Available Funds (US\$)		Total Cost and Source	
Executing Agency (EA):	MINISTERE DE LA SANTE PUBLIQUE ET DE LA POPULATION				
Sector:	HEALTH				
Loan Number(s):	2503/GR-HA	Current Approved Amount:	15.000.000,00	Original IDB:	15.000.000,00
Stage:	Approved	Disbursed Amount to Date:	14.976.484,52	Current IDB:	15.000.000,00
Operation Type:	INV - Investment	% Disbursed:	99,84	Pari-passu:	75,00
Related Operation(s):	HA-T1091, HA-L1042, HA-L1044, HA-X1013, HA-X1014, HA-T1119, HA-X1021, HA-G1021	Balance:	23.515,48	Co-Financing/Country:	5.000.000,00
Operation Subtype:	ESP - Specific Investment Operation			Original Estimate:	20.000.000,00
				Amortization Period (months):	

Project Environmental and Social Impact Category	Reformulation	Validation
Project Environmental and Social Impact Category: B	() Was the objective(s) of this project reformulated?	Validated by Division Chief: 20-sep-2013 Validated by Country Representative: 25-sep-2013



Accumulated Progress as of 2013



Outcomes

Outcome: Cholera fatality rate reduced (global)

Indicator	Unit of Measure	Baseline	Baseline Year		2011	2012	End of project
Fatality rate (national)	%	4,00	2011	P		1,00	1,00
				A	1,30	1,30	

Outcome: Fatality rate reduced in project supported departments (N, NE, NW, E)

Indicator	Unit of Measure	Baseline	Baseline Year		2011	2012	End of project
Cholera fatality rate	%	4,00	2011	P		1,00	1,00
				A	1,00	1,40	

Outcome: Treatment at Oral Rehydration Posts improved

Indicator	Unit of Measure	Baseline	Baseline Year		2011	2012	End of project
Cholera cases treated at Oral Rehydration Posts with Oral Rehydration Salts	%		2011	P		100,00	100,00
				A	100,00	100,00	

Outcome: Waste management in Cholera Treatment Units and Cholera Treatment Centers improved

Indicator	Unit of Measure	Baseline	Baseline Year		2011	2012	End of project
Cholera Treatment Units and Cholera Treatment Centers with waste collection and disposal	%		2011	P		80,00	80,00
				A	100,00	100,00	

Outcome: Household water quality improved

Indicator	Unit of Measure	Baseline	Baseline Year		2011	2012	End of project
Households in intervened areas with water that contains residual chlorine (higher than 0.2 mg/L)	%		2011	P		80,00	80,00
				A	71,00	80,00	

Outcome: Cholera treatment provision expended via Oral Rehydration Posts

Indicator	Unit of Measure	Baseline	Baseline Year		2011	2012	End of project
Suspected cholera cases treated in Oral Rehydration Posts	Individuals		2011	P		90.000,00	125.000,00
				A	28.041,00	111.490,00	

Outputs: Annual Physical and Financial Progress 2013

Description	Unit of Measure	Physical				Financial			
		Planned	Actual	Accumulated units	EOP units	Planned	Actual	Accumulated costs	EOP costs
Strengthening MSPP's stewardship in the cholera response									
Central level staff (pharmacists and logistician)	staff				10,00				950.000,00
Scaling-up cholera prevention, emergency treatment and outreach									
Cholera treatment kits distributed	treatment kit				500,00				10.939.200,00
Community agents trained	Agent				2.600,00				3.060.800,00
Strengthening DINEPA's cholera response									
Assessment of water and sanitation systems in priority health facilities	Assessment				1,00				5.000.000,00
Administration									
Audit	N/A								50.000,00
TOTAL									20.000.000,00