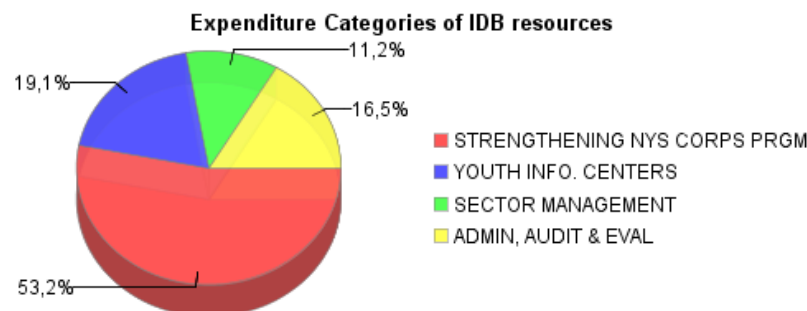
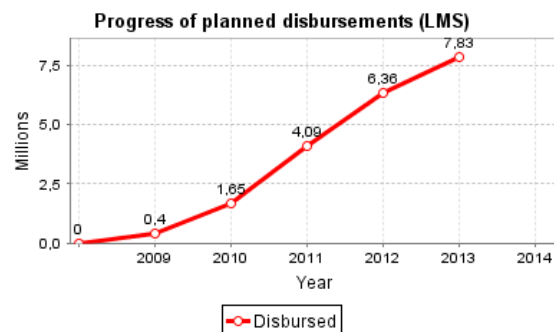
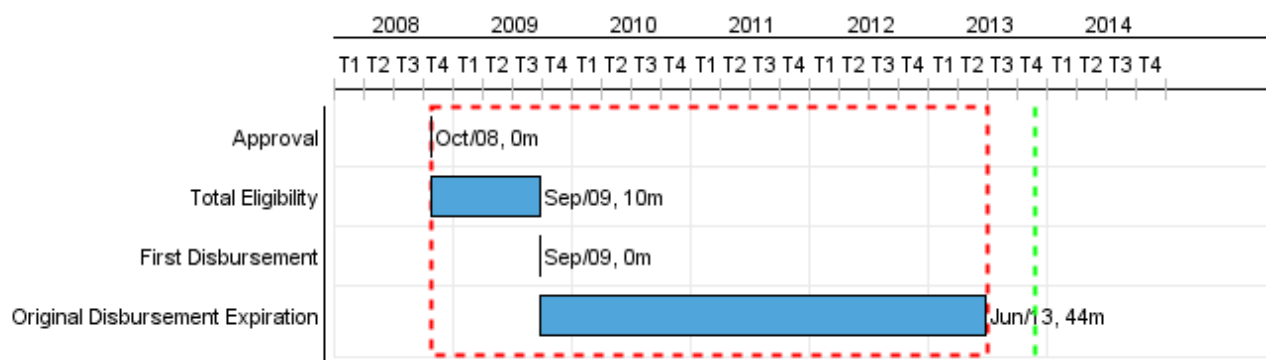


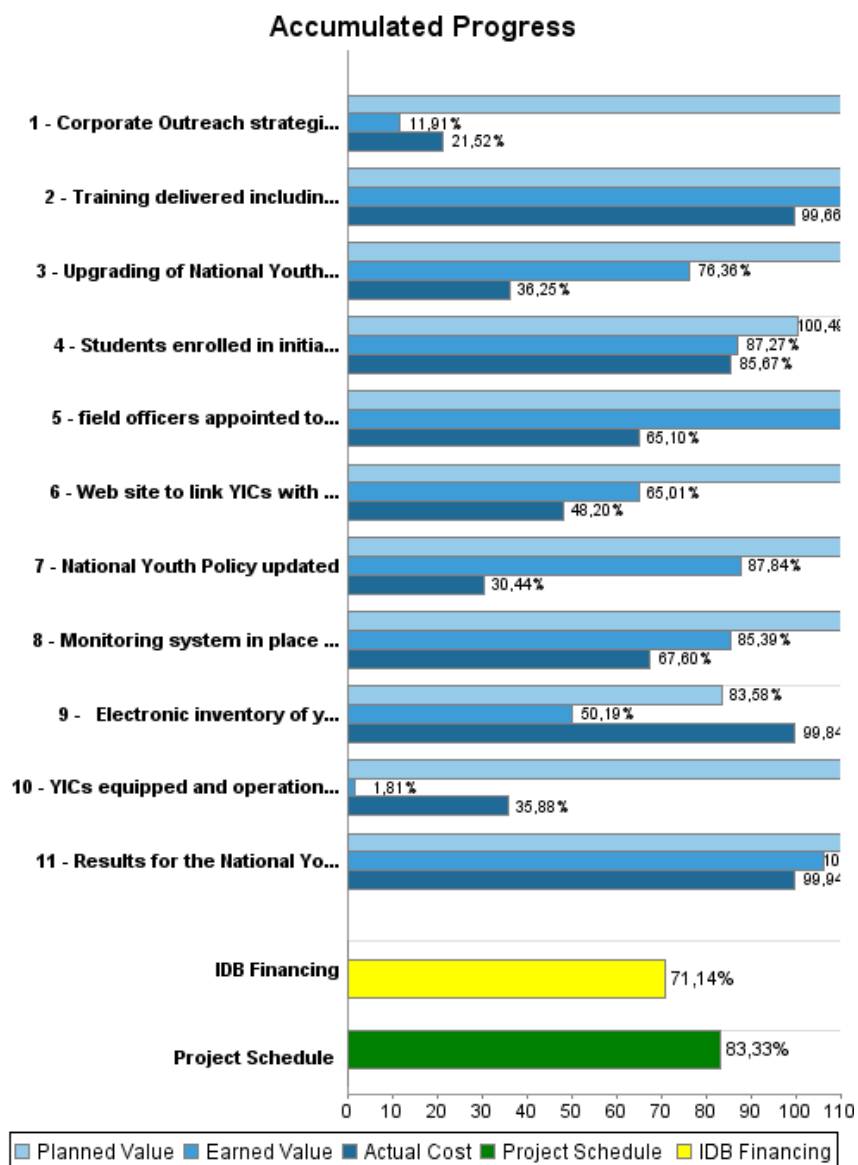
## Summary Report

Basic Data		Available Funds (US\$)		Total Cost and Source	
Executing Agency (EA):	MINISTRY OF EDUCATION AND CULTURE				
Sector:	EDUCATION-VOCATIONAL & TECHNICAL EDUCATION				
Loan Number(s):	2039/OC-JA	Current Approved Amount:	11.000.000,00	Original IDB:	11.000.000,00
Stage:	Approved	Disbursed Amount to Date:	7.825.465,00	Current IDB:	11.000.000,00
Operation Type:	INV - Investment	% Disbursed:	71,14	Pari-passu:	100,00
Related Operation(s):	RG-T1563	Balance:	3.174.535,00	Co-Financing/Country:	
Operation Subtype:	ESP - Specific Investment Operation			Original Estimate:	11.000.000,00
				Amortization Period (months):	240

Project Environmental and Social Impact Category	Reformulation	Validation
Project Environmental and Social Impact Category: None	( ) Was the objective(s) of this project reformulated?	Validated by Division Chief: 08-oct-2013 Validated by Country Representative: 09-oct-2013



## Accumulated Progress as of 2013



## Outcomes

**Outcome:** Articulation among Youth programs improved

**Outcome:** Youth with access to information provided by Youth Information Centers (YICs) increased.

Indicator	Unit of Measure	Baseline	Baseline Year		2010	2011	2012	2013	End of project
Youth with access to Youth Information Centers	youth	6.000,00	2008	P A			3.000,00	3.500,00	13.500,00

**Outcome:** Unattached youth that are channelled via the Youth Information Centers into training or job opportunities increased.

Indicator	Unit of Measure	Baseline	Baseline Year		2010	2011	2012	2013	End of project
Youth referred to other services	%	40,00	2008	P A		40,00 66,00	45,00 42,00	60,00	60,00

**Outcome:** National Youth Service and Career Advancement Program offerings are aligned with employer demands.

**Outcome:** Youths are participating in supervision and mentoring programs during on the job training.

Indicator	Unit of Measure	Baseline	Baseline Year		2010	2011	2012	2013	End of project
placement firms that have mentoring programs in place	%		2008	P A			10,00	20,00	20,00
benefited youth placed in internships in the private sector	%	10,00	2008	P A				20,00	20,00

**Outcome:** delete

**Outcome:** delete

## Outputs: Annual Physical and Financial Progress 2013

Description	Unit of Measure	Physical				Financial			
		Planned	Actual	Accumulated units	EOP units	Planned	Actual	Accumulated costs	EOP costs
Quality improvement and strengthening of Youth Development Programs									
Corporate Outreach strategies for alignment of programs with employers needs and demands completed (corporate outreach; supervision and mentoring, curricular review).	strategies	1,00			3,00	450.000,00	90.000,00		900.000,00
Upgrading of National Youth Service offices completed	offices upgraded	6,00	6,00		13,00	1.000.450,00	195.000,00		2.008.000,00
Students enrolled in initiatives for youths with low levels of literacy and numeracy.	Students	1.500,00			1.500,00	263.000,00	30.000,00		1.625.000,00
Monitoring system in place to ensure data collection on all Career Advancement Program (CAP) and National Youth Service participants. The original system is to be improved yearly ( Institutional Strengthening)	Systems	1,00			2,00	234.450,00	93.796,00		433.300,00
field officers appointed to National Youth Service.	field officers	7,00	7,00		7,00	188.450,00	108.209,00		745.000,00
Youth Information Centers (YIC)									
YICs equipped and operational (construction and equipment)	YICS	2,00			4,00	814.455,00	153.327,00		1.832.317,00
Web site to link YICs with labour market information systems developed.	web site		1,00		1,00	49.000,00	598,00		190.000,00
Sector Management									
Results for the National Youth Survey available.	Report				1,00				477.000,00
National Youth Policy updated	Policy	1,00			3,00	300.450,00	45.615,00		494.000,00
Electronic inventory of youth service providers available to improve articulation	Inventory				2,00				236.000,00
Training delivered including workshops held with relevant stakeholders to improve coordination (no cost since workshops fall under consultancies)	training sessions	2,00	2,00		10,00				64.000,00
Administration, audit and evaluation									
Consultants for technical Support NYS in place	N/A					81.690,00	37.084,00		360.000,00
Consultants for technical Support NCYD in place	N/A					89.150,00	42.764,00		488.000,00
Consultants for technical Support MOE in place	N/A					233.576,00	127.314,00		996.000,00
Contingencies									
Contingencies	N/A					151.000,00			151.000,00
Contingencies	N/A								151.000,00
TOTAL						3.855.671,00	923.707,00		11.150.617,00