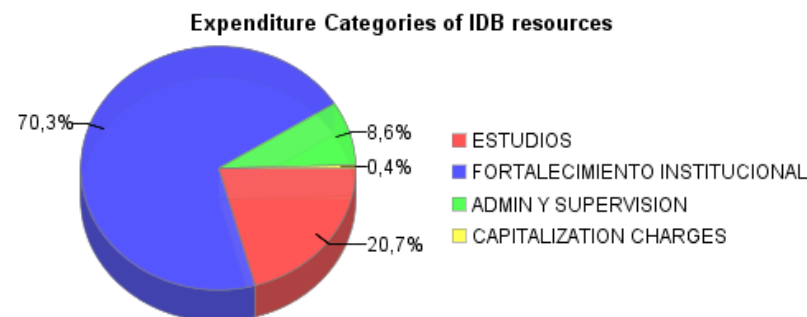
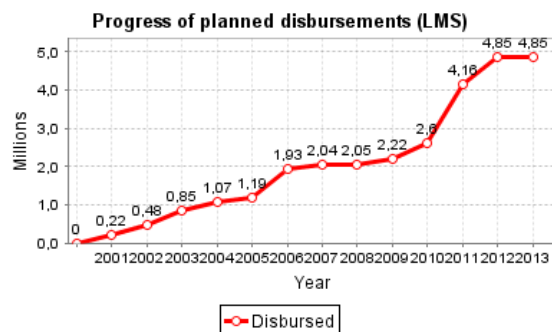
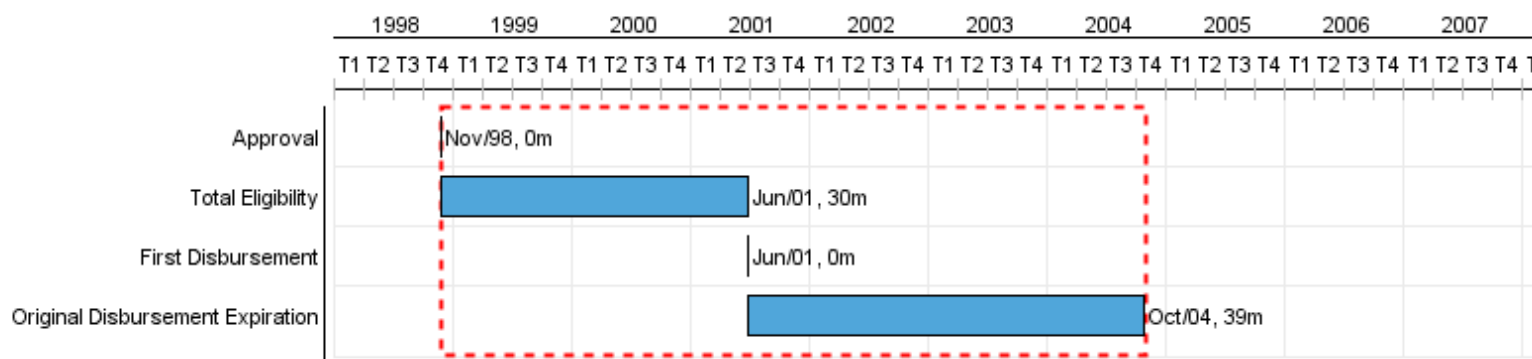


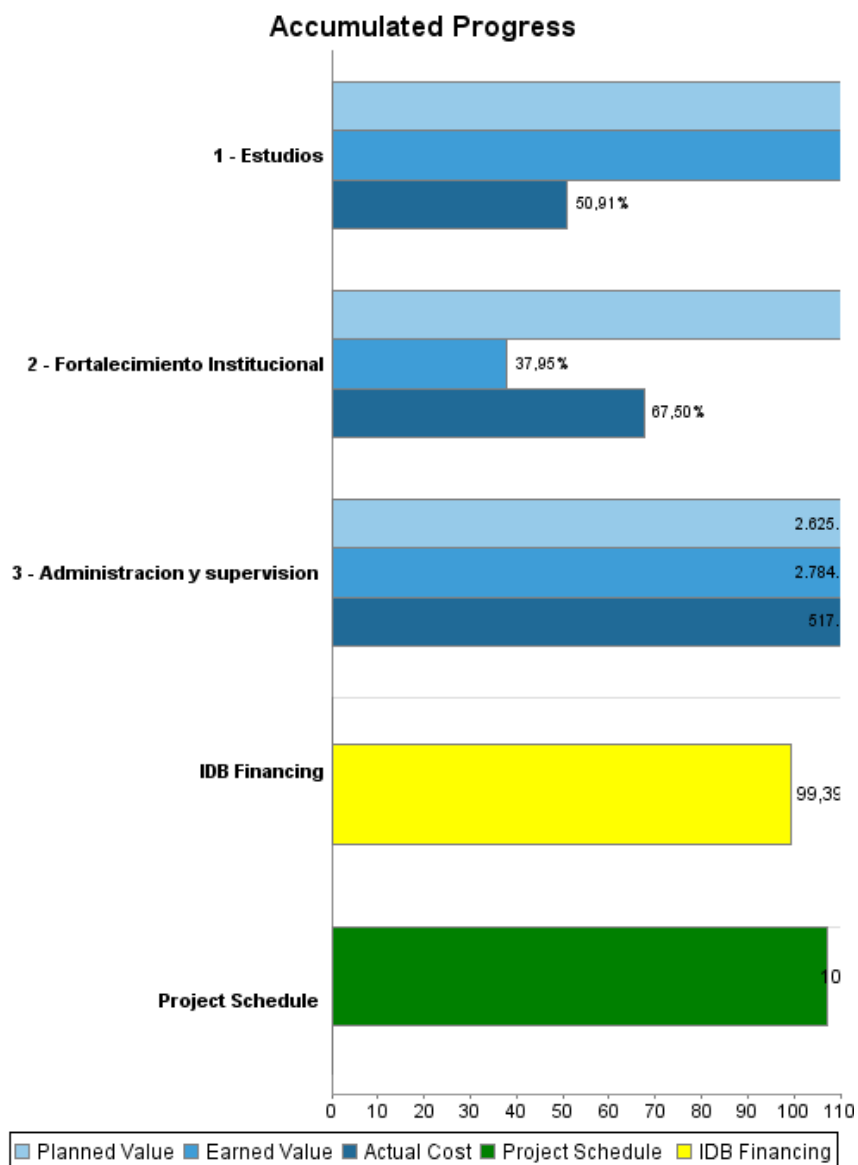
## Summary Report

Basic Data		Available Funds (US\$)		Total Cost and Source	
Executing Agency (EA):	SECRETARIA TECNICA DE PLANIFICACION DEL DESARROLLO ECONOMICO SOCIAL				
Sector:	FINANCIAL MARKETS-BANKING MARKET DEVELOPMENT				
Loan Number(s):	1143/OC-PR	Current Approved Amount:	4.848.977,70	Original IDB:	5.000.000,00
Stage:	Approved	Disbursed Amount to Date:	4.819.421,55	Current IDB:	4.848.977,70
Operation Type:	INV - Investment	% Disbursed:	99,39	Pari-passu:	83,00
Related Operation(s):		Balance:	29.556,15	Co-Financing/Country:	1.000.000,00
Operation Subtype:	ESP - Specific Investment Operation			Original Estimate:	6.000.000,00
				Amortization Period (months):	162

Project Environmental and Social Impact Category	Reformulation	Validation
Project Environmental and Social Impact Category: B13(R)	( ) Was the objective(s) of this project reformulated?	Validated by Division Chief: 08-oct-2013 Validated by Country Representative: 09-oct-2013



## Accumulated Progress as of 2013



## Outcomes

<b>Outcome:</b>	Propósito (Efecto)
	Pertinencia y priorización de PyPs(IP) mejorada

Indicator	Unit of Measure	Baseline	Baseline Year		2008	2009	2010	2011	End of project
Nuevos PyPs (IP) registrados e incorporados en el Banco de Proyectos (BP) están evaluados, registrados, clasificados y priorizados en función de los Planes de Desarrollo (PNDES) del Gobierno.	%	0,01	2006	P A		30,00 30,00	40,00 40,00	50,00 50,00	50,00

<b>Outcome:</b>	Efecto Intermedio (1)
	Proceso de priorización mejor justificado y documentado.

Indicator	Unit of Measure	Baseline	Baseline Year		2008	2009	2010	2011	End of project
Los PyPs que se incorporan al Banco de Proyectos se clasifican, priorizan y definen para su integración al SNIP con procesos formalizados y cuentan con información suficiente, consistente y actualizada.	%	0,01	2006	P A		10,00 10,00	20,00 20,00	30,00 30,00	30,00

## Outputs: Annual Physical and Financial Progress 2013

Description	Unit of Measure	Physical				Financial			
		Planned	Actual	Accumulated units	EOP units	Planned	Actual	Accumulated costs	EOP costs
<b>Estudios</b>									
Estudios	numero de estudios				34,00				1.796.446,00
<b>Fortalecimiento Institucional</b>									
Fortalecimiento Institucional	%				100,00				2.795.889,00
<b>Gastos administrativos</b>									
Administracion y supervision	fgh				100,00				12,00
<b>TOTAL</b>									<b>4.592.347,00</b>